



Production of new type insulation material: Expanded Perlite-Silica aerogel composite

Ömer Güler ^{*1}, Öyküm Başgöz ¹, Çağdas Yavuz ²

¹Mersin University, Faculty of Engineering, Metallurgical and Material Engineering Department, Mersin, Turkey

²Ege University, Solar Energy Institute, Izmir, Turkey

Keywords

Expanded Perlite
Silica aerogel
Insulation building material

ABSTRACT

Silica aerogel is a class of nanoporous material with extremely high porosity (85–99.9 %) and specific surface area (500–1200 m²/g), as in cause very low density, low thermal conductivity. But silica aerogel have some disadvantages. One of this disadvantages is high cost. In this study, to solve this problem has been used low cost precursor which is rice husk ash. Also, we try to improve porosity. To improve the porosity we used expanded perlite (EP). To produced EP is heated the perlite to 760–1100 °C, at which point its native water is converted to vapor and the material is caused to expand to 4–20 times its original volume, then the high-porosity and lightweight aggregates are formed. In this study silica aerogels have been reinforced with EP to product new type composite material which is used as building insulation material. The prepared EP-silica aerogel composite was characterized using SEM and BET measurements.

1. INTRODUCTION

Kistler first introduced an idea about displacement of the liquid phase in the gel with gas in 1930s (Stolarski et al. 1999; Kistler 1931; Kistler 1932). For many years there are many potential applications for aerogel structures. These applications are listed as; heat insulation, sound insulation, oil spill cleanup, low-dielectric constant aerogel films in ultra-large integrated circuits, Cherenkov radiation detectors, electronic components, pharmaceutical distribution systems, chromatography, raw materials and synthesis for engineering rubber and ceramics adsorption (Aravind et al. 2010; Zulfiqar et al. 2015; Tang et al. 2017). These materials have a wide range of applications, they have very large surface area (500-100 m² g⁻¹), high porosity (% 80-99.8) and low volumetric density (0.003-0.8 g/cm³), low temperature Conductivity (0.02 W m⁻¹ K⁻¹), ultra-low dielectric constant (1.0-2.0) is due to their many impressive properties (Aravind et al. 2010; Wang et al. 2015). Although silica aerogel materials that studied for many years have such widespread using area and advanced properties, these advanced properties couldn't utilized at the desired rate in the industrial area. This is because of the aerogel has low strength, low toughness and brittle (Zhou et al. 2018; Li et al. 2017).

The reason is that silica aerogel is fragile named as “pearl necklace”. These pearl necklaces have 3-10 nm diameter silica nanoparticles, which are connected to each other by forming narrow inter-particle necks and forming a 3-dimensional network (Ma et al. 2012).

Using common organic silica sources such as tetraethoxysilane (TEOS), polyethoxydisiloxane (PEDS) for industrial scale. This situation has been limited to using of silica aerogel. To maintain the industrial application of silica aerogel, it is a priority to find a cost-effective and environmentally friendly synthesis route (Feng et al. 2018). Sodium silicate has been used as precursor to produce silica in industrial production. However, sodium silicate is formed by melting quartz sand and sodium carbonate at a very high temperature of 1300 °C and this requires a large amount of energy. This method is hazardous for the environment. Because during the producing of 1 ton of silica, 0.53 tonnes of sulfuric acid and 0.53 tonnes of sodium carbonate were used and finally were produced 0.23 tonnes of carbon dioxide (CO₂), 0.74 tonnes of sodium sulfate and 20 tonnes of waste water. In recent years, one of the most important problems in the world is the “greenhouse” effect, especially with regard to CO₂. Therefore, finding a cheap source of preparing silica will allow the producing industrial scales of the silica aerogel. For industrial

* Corresponding Author

(oguler@mersin.edu.tr) ORCID ID 0000 - 0003 - 0190 - 9630
(oykumbasgoz@mersin.edu.tr) ORCID ID 0000 - 0002 - 0479 - 2389
(yavuz.cgds@gmail.com) ORCID ID 0000 - 0002 - 6174 - 4383

Cite this article

Güler Ö, Başgöz Ö & Yavuz Ç (2021). Production of new type insulation material: Expanded Perlite-Silica aerogel composite. Turkish Journal of Engineering, 5(3), 95-99

production, abundant biomass wastes such as rice husk, bamboo, wheat husk were gradually recognized as precursor silica (Liou et al. 2011).

To produced expanded perlite heating perlite to 760-1100 °C. At this temperature, the water in the perlite has been converted to steam and perlite has a highly porous and light aggregate structure with 4-20 times increase compared to initial volume of the material (Wang et al. 2018). Moreover, perlite shows chemically inert and has important properties such as fire resistant, high sound insulation. Today, approximately 65 % of the perlite producing is used by the construction industry. For insulating purpose, EP powder has been used as filler material in hollow bricks or as an additive in plasters (Pichór and Janiec 2009). Furthermore, the porous structure of expanded perlite creates a wide application area for composite materials. For example this composite materials, silica composite for lauric-palmitic-stearic acid/expanded perlite composite, vacuum insulation panel core, a novel paraffin/EP composite, capric acid-palmitic acid/EP composite, expanded perlite/paraffin composite, sodium nitrate/EP (Wang et al. 2018). SiO₂ aerogel is an expensive material when used alone. But, combined by expanded perlite with silica aerogel to produce the composite material could be reduced amount of the SiO₂ aerogel and cost of the producing.

In this work, the silica aerogel was synthesized by using rice husk as starting material and reinforced the perlite to this silica aerogel and heating to 1000 °C to produce expanded perlite (EP)/silica aerogel composite. This new type composite material, which can be used as building insulation material. The prepared EP-silica aerogel composite was characterized using SEM and BET.

2. EXPERIMENTAL METHOD

Rice Husk (RH) used for starting material. RH was supported from “Tat Bakliyat” company found in Mersin, Turkey. Chemicals that used in this work sodium hydroxide (NaOH) (Isolab Co.), sulfuric acid (H₂SO₄) (Merck Co.) and tetraethyl orthosilicate (TEOS) (Merck Co.). Perlite was supported from a company named as “Genperé”.

In this work RH used as the starting material was first washed with distilled water and dried to remove contaminants. The RH was then heated to 600 °C for 5 hours under normal atmosphere in a muffle furnace (which would increase its SiO₂ rate). The results of XRF analysis of calcined rice husk ash shows in Table 1. SiO₂ value obtained as a result of calcination at 600 °C was 90,10 %. To carry out the extraction of silica from the synthesized rice husk ash, 5 gr rice husk ash (RHA) was extracted at 95 °C in 1 M NaOH solution of 150 ml. The sodium silicate solution obtained after it was filtered to abolish contaminants that remained as undissolved waste. The filtered sodium silicate solution was neutralized using 1 mol / liter H₂SO₄. Silica hydrosol was obtained after this process. 1/10 volume of TEOS was added to the synthesized silica hydrosol to obtain gel. After addition of TEOS, amount of 10% Perlite was added. The gel obtained after this process kept at room temperature for 24 hours to carry out the aging step. It was then washed using de-ionized water to remove

unwanted impurities from the aging gel structure. The washed gel was dried for 1 hour at 120 °C to obtain the final drying step and silica aerogel composite. After drying, it was heated to 1000 °C to obtained the expanded perlite in the composite and for increase the porosity in the structure. Fig. 1 shows the flow diagram compiling the production of perlite/ silica aerogel composite.

The prepared EP-silica aerogel composite was characterized using SEM and BET measurements.

Table 1. XRF results of rice husk ash

(% mass)	600 °C - 5sa
Na ₂ O	0,096
MgO	0,76
Al ₂ O ₃	0,35
SiO ₂	90,10
P ₂ O ₅	0,97
SO ₃	0,53
Cl	0,31
K ₂ O	5,15
CaO	1,36
MnO	0,15
Fe ₂ O ₃	0,24
ZnO	0,014

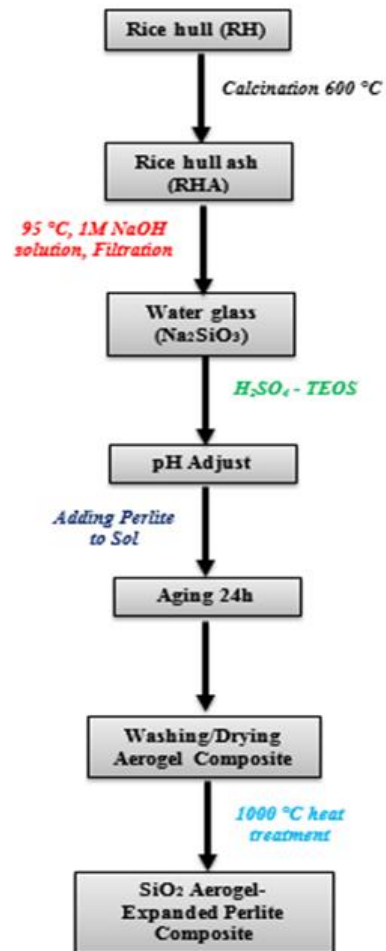


Figure 1. Flowchart for preparing SiO₂ aerogel from rice husk ash -perlite composite

3. RESULTS

Figure 2.a shows the SEM images of pure SiO₂ aerogel and Figure 2.b, c shows the Perlite / SiO₂ aerogel composite. The resulting SEM image is similar to a conventional aerogel image. Because in aerogels, there is a chain-like arrangement of nano-sized particles. The resulting structure consists of many grains diffused into one another by the effect of high temperature. Aerogel structures combined with the effect of temperature to form larger structures. There are also many gaps between these particles. Dark colored parts indicated by arrows in the structure are unexpanded perlite added to aerogel. While this structure is expected to have a very high porosity, the amount of pores is negligible as can be seen from the Figure 2c. This can be explained by the fact that the unexpanded perlite contained in the aerogel does not expand even after heating to 1000 °C. Although this temperature is suitable for explosion of perlite, there is no expansion of perlite at this temperature; can be explained by the lack of time. It also suggests that the non-explosion of unexpanded perlite surrounded by aerogels may be caused by inhibition of aerogels. In addition, in our previous study, after drying of silica aerogel at 120 °C, heat treatment under 1000 °C resulted in nano stalactite structures (Başgöz and Güler 2020). The operating temperature of 1000 °C was particularly selected in this study. There are two reasons for this, one of these; conversion of perlite to expanded perlite; the second reason is to increase the porosity of the composite material to be obtained as a result of the formation of nano stalactite structures similar to the previous temperature. However, in this study, similar structures were not seen on SEM images in the process performed under 1000 °C. This is due to the fact that perlite inside the structure does not allow the formation of nano stalactites. Because, in our study where nano stalactite structures were seen, the reason for the formation of these structures was that TEOS converted to SiO₂ and Diethyl Ether at temperatures above 600 °C (Nurkowski et al. 2016), when this aerogel was placed in the oven the reaction occurred firstly and the resulting Diethyl Ether burned with the impact of the air and boosted the temperature of the particles in micron size caused by the formation of melting particles together with each other grew and formed a network-shaped structure. Gases from ignition of diethyl ether and air trapped in SiO₂ particles by cause of rapid melting. If the time is enough, the volume of the gases trapped in the molten SiO₂ increases up to 800% because of the heat. Due to this expansion, the particles began to swell like a balloon. Under the effect of temperature, these particles also convert to Cristobalite structure. But, due to the high strength of the silicas, the internal air pressure cannot eplode the swollen silicas. They appear with cracks on the surface. In this work, perlite prevented this formation.

The N₂ adsorption / desorption isotherms of the silica aerogel-perlite composite are given in Figure 3. The isotherm obtained according to IUPAC classification complies with type IV. Silica airgel appears to be

mesoporous (ALothman et al. 2012). The BET value of silica airgel-pearlite composite was found 30,6762 m²/g.




Figure 2. SEM images of pure SiO₂ aerogel (a), perlite / SiO₂ aerogel composite (b, c).

Table 2. Pore structure values of Pure SiO₂ Aerogel and Perlite/SiO₂ aerogel composite

	Pure SiO ₂ Aerogel	Perlite/SiO ₂ Aerogel Composite
Adsorption Average Pore Diameter (Å)	90,5627	62,1846
Pore Volume (cm ³ /g)	0,546639	0,047690
BET Surface Area (m ² /g)	241,4410	30,6762

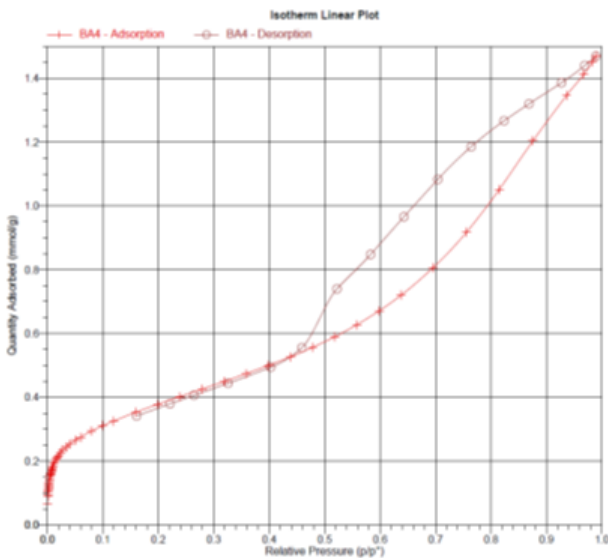


Figure 3. N₂ adsorption / desorption isotherm of Perlite-SiO₂ composite

Pore structure parameters for pure SiO₂ aerogel and Perlite / SiO₂ aerogel composite are given in Table 2. Adsorption average pore diameter 90.5627Å, Maximum pore volume 0.546639 cm³/g and BET Surface Area value was determined as 241.441 m²/g for pure SiO₂ aerogel. For Perlite / SiO₂ aerogel composite, these values were found as 62,1846 Å, 0.047690 cm³/g and 30.6762 m²/g, respectively. BET Surface Area value decreased as a result of perlite addition. This is considered to be due to the elevation of the sample to 1000 °C for the expansion of perlite in the perlite-silica aerogel composite. Due to the air trapped between the particles of aerogels with this temperature, the gap decreased with the growth and association of aerogels and caused the BET area to decrease. Pre-widening the perlite and reinforcing it to Silica aerogel will improve the properties of the composite.

In this study, particle size of perlite scattered in the composite and surrounded by aerogel nanoparticle is approximately 5µm. SEM images suggest that perlite additive increases the particle size of the composite and decreases accordingly in the BET surface area. This is consistent with the relationship between specific surface area and particle size reported in the literature (Gregg et al. 1967; Yang et al. 2020).

4. CONCLUSIONS

Reinforcing expanded perlite to silica aerogels can both reduce the cost of silica aerogels and increase the application areas. For this purpose, silica aerogels were produced from paddy husk and it was aimed to expand the perlite by increasing the composite to 1000 °C by adding unexpanded perlite structure. However, exposure of silica aerogels at this temperature has been shown to reduce the BET surface area expected to increase and has lost its properties. In addition, silica aerogels made it difficult to expand perlite at this temperature. Apart from this method, it has been concluded that better results can be obtained by producing composite using different methods

ACKNOWLEDMENT

The authors would like to acknowledge the financial support of Mersin University Department of Scientific Research Projects (Project No: 2019-3-TP3-3764).

REFERENCES

- ALothman Z A (2012). A review: Fundamental aspects of silicate mesoporous materials. *Materials*, 5(12), 2874-2902. DOI: 10.3390/ma5122874
- Aravind P R, Shajesh P, Soraru G D & Warriar K G K (2010). Ambient pressure drying: A successful approach for the preparation of silica and silica based mixed oxide aerogels. *Journal of Sol-Gel Science and Technology*, 54(1), 105-117. DOI: 10.1007/s10971-010-2164-2
- Başgöz Ö & Güler Ö (2020). The unusually formation of porous silica nano-stalactite structure by high temperature heat treatment of SiO₂ aerogel synthesized from rice hull. *Ceramics International*, 46(1), 370-380. DOI: 10.1016/j.ceramint.2019.08.271
- Feng Q, Chen K, Ma D, Lin H, Liu Z, Qin S & Luo Y (2018). Synthesis of high specific surface area silica aerogel from rice husk ash via ambient pressure drying. *Colloids and Surfaces A: Physicochemical and Engineering Aspects*, 539, 399-406. DOI: 10.1016/j.colsurfa.2017.12.025
- Gregg S J, Sing K S W & Salzberg H W (1967). Adsorption surface area and porosity. *Journal of the Electrochemical Society*, 114(11), 279C.
- Kistler S S (1931). Coherent expanded aerogels and jellies. *Nature*, 127, 741(3211). DOI: 10.1038/127741a0
- Kistler S S (1932). Coherent expanded-aerogels. *Rubber Chemistry and Technology*, 5(4), 600-603. DOI: 10.5254/1.3539386
- Li C, Cheng X, Li Z, Pan Y, Huang Y & Gong L (2017). Mechanical, thermal and flammability properties of glass fiber film/silica aerogel composites. *Journal of Non-Crystalline Solids*, 457, 52-59. DOI: 10.1016/j.jnoncrysol.2016.11.017
- Liou T H & Yang C C (2011). Synthesis and surface characteristics of nanosilica produced from alkali-extracted rice husk ash. *Materials science and engineering: B*, 176(7), 521-529. DOI: 10.1016/j.mseb.2011.01.007
- Ma X, Zhou B, Gao W, Qu Y, Wang L, Wang Z, & Zhu Y (2012). A recyclable method for production of pure silica from rice hull ash. *Powder Technology*, 217, 497-501. DOI: 10.1016/j.powtec.2011.11.009
- Nurkowski D, Buerger P, Akroyd J, Mosbach S & Kraft M (2016). Skeletal chemical mechanism of high-temperature TEOS oxidation in hydrogen-oxygen environment. *Combustion and Flame*, 166, 243-254. DOI: 10.1016/j.combustflame.2016.01.025
- Pichór W & Janiec A (2009). Thermal stability of expanded perlite modified by mullite. *Ceramics International*, 35(1), 527-530. DOI: 10.1016/j.ceramint.2007.10.008
- Stolarski M, Walendziewski J, Steininger M & Pniak B (1999). Synthesis and characteristic of silica

- aerogels. *Applied Catalysis A: General*, 177(2), 139-148. DOI: 10.1016/S0926-860X(98)00296-8
- Tang X, Sun A, Chu C, Yu M, Ma S, Cheng Y, Guo J & Xu G (2017). A novel silica nanowire-silica composite aerogels dried at ambient pressure. *Materials & Design*, 115, 415-421. DOI: 10.1016/j.matdes.2016.11.080
- Wang J, Zhang Y, Wei Y & Zhang X (2015). Fast and one-pot synthesis of silica aerogels via a quasi-solvent-exchange-free ambient pressure drying process. *Microporous and Mesoporous Materials*, 218, 192-198. DOI: 10.1016/j.micromeso.2015.07.019
- Wang L, Li Z, Jing Q & Liu P (2018). Synthesis of composite insulation materials—expanded perlite filled with silica aerogel. *Journal of Porous Materials*, 25(2), 373-382. DOI: 10.1007/s10934-017-0448-4
- Yang H, Li C, Yue X, Huo J, Ye F, Liu J, Shi F & Ma J (2020). New BN/SiOC aerogel composites fabricated by the sol-gel method with excellent thermal insulation performance at high temperature. *Materials & Design*, 185, 108217. DOI: 10.1016/j.matdes.2019.108217
- Zhou T, Cheng X, Pan Y, Li C, Gong L & Zhang H (2018). Mechanical performance and thermal stability of glass fiber reinforced silica aerogel composites based on co-precursor method by freeze drying. *Applied Surface Science*, 437, 321-328. DOI: 10.1016/j.apsusc.2017.12.146
- Zulfiqar U, Subhani T & Husain S W (2015). Towards tunable size of silica particles from rice husk. *Journal of Non-Crystalline Solids*, 429, 61-69. DOI: 10.1016/j.jnoncrysol.2015.08.037



© Author(s) 2021.

This work is distributed under <https://creativecommons.org/licenses/by-sa/4.0/>