

# The catalytic decomposition of hydrogen peroxide by ferric salts. Part I. The experimental data

Ertuğrul Onat and Adolf G. PARTS

(Institute of Physic. Chem., University of Ankara)

**Özet :** Hidrojen peroksit'in demir (III) tuzları karşısında katalitik parçalanması konusu üzerinde yeniden bir çok deneyler yapılmıştır. Bu alandaki çalışmalardan olmak üzere biz de hidrojen peroksit'in, demir (III) tuzları tesiri altında ve 25°C. da parçalanma hızını, demir (III) klorür ve demir (III) perklorat karşısında, çözeltinin  $P_H$  sına tabi olmak üzere inceledik.

Bu deneylerle Andersen'in dar asit sınırı içerisinde ve demir (III) nitrat çözeltileri için bulduğu konkav  $\log C_0/C - t$  eğrileri teyit edildiği gibi, asit konsantrasyonunun artması neticesi eğrilerin daha az, konkavlaştığı ve klorür çözeltilerinde konveks bir hal aldığı görüldü. Buna mukabil perklorat çözeltilerinde  $1,13 - 0,96 P_H$  sınırında  $\log C_0/C - t$  eğrileri birer doğrudur.

Parçalanma Andersen tarafından bulunan denklemle gösterilebilirse de verilen A ve B hız kat sayıları, Andersen tarafından teklif edilen ve reaksiyon mekanizmasına göre icap eden, çözelti  $P_H$  sına olan tabiliği göstermemektedir. Yeni bir reaksiyon mekanizmasının ortaya konması, yeni ve emin tecrübi bir esasa dayanacaktır ki, bu da ancak çözeltideki stasyonier demir (II) iyon konsantrasyonlarının ve parçalanma hızının demir (III) - iyon konsantrasyonu ile gösterdiği tabiliğin tedkikiyle kabilirdir.

It is known that the decomposition of hydrogen peroxide by ferric salts is not of first order in hydrogen peroxide as assumed by von BERTALAN (1). This was stated for the first time by BOHNSON and ROBERTSON (2), who claim that... the reaction due to disturbing effects is not strictly monomolecular, the values attained for 'velocity constants' varying slightly as the reaction proceeds..... SPITALSKY and PETIN (3) observed a regular change in the velocity constants during

a run. The same applies to the velocity constants as calculated by SIMON, HAUFE, REETZ and PREISLER (4). ANDERSEN (5) with his experiments showed that in a very limited interval of the acidity of the solution, in the presence of nitrate ions as anions the reaction definitely does not follow the first order course. The differential equation found by ANDERSEN to represent the data is

$$(I) \quad -\frac{dC}{dt} = \frac{BC^2}{A+C}$$

where C denotes the concentration of hydrogen peroxide at time t. A and B are constants which depend on ferric ion and hydrogen ion concentrations of the solution. Integrating, the equation yields

$$(II) \quad \log \frac{C_0}{C} + A' \left( \frac{1}{C} - \frac{1}{C_0} \right) = B't$$

with  $A' = \frac{A}{2.303}$  and  $B' = \frac{B}{2.303}$ ,  $C_0$  refers to the concentration of hydrogen peroxide at the commencement of the reaction.

PETERSON (6) claimed that the deviation from the first order occurs only in nitrate and not in perchlorate solutions. ANDERSEN (7) published recently a single series of experiments with perchlorate as anion and found the proposed law (I) confirmed. ABEL (8) asserts - without bringing new experimental data - that the deviation from the first order will be apparent only in the last stages of the reaction.

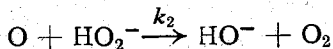
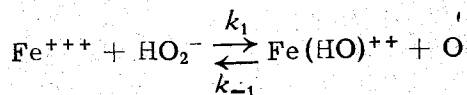
It is known from the investigation (4) that anions have specific influences on the velocity of the reaction. This is explained by the formation of complexes between ferric ions and the anions. We have investigated the reaction in the presence of chloride and perchlorate ions, in as big a range of hydrogen ion concentrations as possible. In solutions with lower hydrogen ion concentrations the reaction proceeds so fast that due to the exothermicity the constancy of temperature is not preserved and at higher hydrogen ion concentrations it proceeds at such slow rates that times of the order of 20 hours were necessary in chloride solutions to achieve 90% decomposition of the original hydrogen peroxide present. A preliminary report of this work was given by ONAT and PARTS (9).

Although the discussion of the reaction mechanism does not fall within the scope of the present publication but is reserved for the following paper a few general remarks are appropriate. The macroscopically determined kinetic law must follow from the molecular reaction mechanism. The mechanisms proposed for this reaction can be classified into three groups. They are discussed extensively by MEDALIA and KOLTHOFF (10).

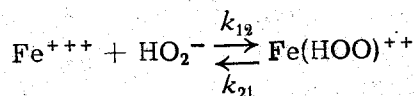
Into the first group we classify proposals of BOHNSON and ROBERTSON (2) who assume the intermediate formation of ferrate ions, while later BRAY and GORIN (11) assumed the intermediate formation of tetravalent iron.

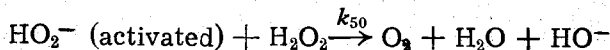
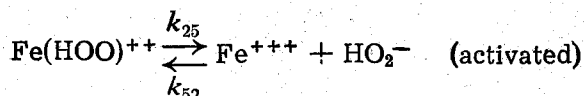
Into the second group we put the assumption of HABER and WEISS (12) of the intermediate formation of hydroxyl and perhydroxyl radicals. Hydroxyl radical is postulated to be able to react with ferrous ion and with hydrogen peroxide molecule while perhydroxyl radical reacts with hydrogen peroxide, ferrous and ferric ions. This reaction mechanism is discussed in many papers of which the latest is (13). The reaction scheme of BARB, BAXENDALE, GEORGE and HARGRAVE as exposed in the latest paper (14) is the HABER - WEISS scheme in which the reaction between perhydroxyl radical and hydrogen peroxide is not allowed for. Finally, the mechanism of ABEL (15) belongs also to this group. This mechanism rejects the possibilities of the reaction of hydroxyl radical except with ferrous ion and that of perhydroxyl radical except with ferric ion.

The third group is formed by the reaction scheme of ANDERSEN (5) which in its original form contained the steps.



Later it was modified by CHRISTIANSEN and ANDERSEN (16) to





From this reaction mechanism the kinetic expression (I) of ANDERSEN follows unambiguously. The coefficients B and A are expressed by the velocity constants of the reactions as

$$(III) \quad A = \frac{k_{-1} K_{\text{Fe}}}{k_2 K_{\text{H}_2\text{O}_2}} \cdot \frac{C_{\text{H}^+}}{K_{\text{Fe}} + C_{\text{H}^+}} \cdot C_{\text{Ferric}}$$

or

$$A = \frac{k_{21} k_{52}}{(k_{21} + k_{25}) k_{50}} \cdot \frac{C_{\text{H}^+}}{K_{\text{Fe}} + C_{\text{H}^+}} \cdot C_{\text{Ferric}}$$

and

$$(IV) \quad B = \frac{2k_1 K_{\text{H}_2\text{O}_2}}{K_{\text{Fe}} + C_{\text{H}^+}} \cdot C_{\text{Ferric}}$$

or

$$B = \frac{2k_{12} k_{25}}{k_{21} + k_{25}} \cdot \frac{K_{\text{H}_2\text{O}_2}}{K_{\text{Fe}} + C_{\text{H}^+}} \cdot C_{\text{Ferric}}$$

where  $K_{\text{H}_2\text{O}_2}$  and  $K_{\text{Fe}}$  are the acid dissociation constants of hydrogen peroxide and ferric ion respectively.

### Materials

Water : twice distilled, last distillation with permanganate.

Ferric chloride : Merck, A.R. - was dissolved in water to yield a solution of ca 38% by weight.

Hydrochloric acid: Baker, A.R.

Ferric perchlorate : was prepared according to LINDSTRAND (17) from ferric chloride and perchloric acid. During the evaporation of surplus acid the temperature of the substance was not allowed to raise above 130°C. At the end of the evaporation the temperature was lowered to 100-110°C. The product does not show the presence of ferrous ions but it contained a trace of chloride ions. The salt was dissolved, perchloric acid added and again evaporated after which it was chloride free. The salt was snow white and it was kept in a

dessicator. The content of ferric ion was determined by titration and a stock solution of 0.0400 molarity prepared.

Perchloric acid : Baker 60%, A.R.

Hydrogen peroxide : Perhydrol Merck, A.R. Most of the experiments were performed with a product which contained a trace of sulphate ions. Some of the experiments were made with peroxide free from sulphate obtained from Istanbul University. The experiments with this hydrogen peroxide are marked with an asterisk\*.

Other chemicals were A.R. grade.

### Performance of the experiments

All experiments were performed at  $25.00 \pm 0.05^\circ$  C. In all experiments iron salt concentration was 0.00400 molar. The concentration of hydrogen peroxide at the commencement of the reaction varied from 0.040 to 0.051 molar with the exception of series 26 where the hydrogen peroxide was 0.060 molar.

Two 250 ml volumetric flasks which contained the properly acidified solutions of hydrogen peroxide and iron salt were kept in the thermostat. The iron salt solution was transferred thereafter to the reaction flask of Pyrex brand glass of one liter volume, which was also in the thermostat. After a time hydrogen peroxide solution was added under good stirring the mixture thoroughly shaken, and left in the thermostat. A sample, using a pipette with a wide orifice, was taken from the solution and transferred to a weighed flask with 25 ml of 2-molar sulfuric acid. According to SIMON et al. (4) the hydrogen peroxide decomposition is practically inhibited in this solution. By special experiments we were able to confirm this assertion. ANDERSEN (5) has used the same technique to stop the reaction. The flask was again weighed and so the amount of solution taken from the reaction mixture determined. The solution was titrated with potassium permanganate using the well known technique. The time was counted from the moment of transfer of the half of the first sample to sulphuric acid. In two series, in which decomposition of hydrogen peroxide was relatively slow, the samples were taken by volume. They are indicated in the corresponding tables.

Temperature of the reaction mixture was followed by an inserted thermometer. In the reaction proceeding fastest, the temperature was found to rise not more than corresponding to an increase of 2% in the instantaneous reaction rate. As the temperature in the flask rises and then falls again to that of the thermostat the inaccuracy in the velocity constant from this source is less than 2%. At low pH-values of the solution no measurable rise of temperature could be detected.

The pH of the solution was determined by a glass electrode and a Beckman potentiometer. Carefully repeated determinations of the pH of all the used solutions were made. The found values were plotted against the molarity of the acid in the reaction mixtures and a smooth curve drawn through the points. From this curve the pH of the solution corresponding to the added amount of acid was found. These values are indicated in the following tables and figures. The reading of the pH-meter could be performed within an accuracy of  $\pm 0.01$ , the values in the tables, however, are indicated to the third decimal point.

### Evaluation of the experiments

The experimental results are given in Tables 1 to 59(\*). Every table contains the number of the series, the molarity of the acid in solution, the concentration of hydrogen peroxide at the commencement of the reaction according to the first titration, pH of the solution and the molarity of the potassium permanganate used for the titration. The first column contains the time in minutes, second - weight of the solution taken for analysis, third - ml of potassium permanganate used, fourth -  $\log \frac{C_0}{C}$ , fifth -  $\frac{C_0 C}{C_0 - C} \log \frac{C_0}{C}$  and sixth -  $\frac{C_0 C}{C_0 - C} \cdot t$ . The tables 1 to 33 refer to chloride solutions and tables 34 to 59 to perchlorate solutions, arranged in the order

(\*) Due to the limited space the tables 2, 3, 7, 8, 13, 15, 16, 18, 21, 22, 27, 28, 35, 38, 45, 46, 49 and 50 are omitted in this published text; These unpublished tables may be obtained from the authors upon the request.

of increasing acidity. As mentioned previously, an asterisk after the number of the experiment shows that hydrogen peroxide, free from traces of sulphate ion was used.

TABLE 1

Time in minutes	Weight of the solution	ml KMnO <sub>4</sub> used	$\log \frac{C_0}{C}$	$\frac{C_0 C}{C_0 - C}$	$\log \frac{C_0}{C} \times 10^3$	$\frac{C_0 C}{C_0 - C} \cdot t$
0	20.012	17.70	—	—	—	—
4	19.319	13.30	0.1088	17.93	0.6290	0.6290
9	18.825	9.25	0.2553	14.97	0.5279	0.5279
14	19.127	6.94	0.3870	12.63	0.4569	0.4569
21	20.125	4.81	0.5683	9.87	0.3648	0.3648
28	19.575	3.25	0.7266	7.88	0.3035	0.3035
35	19.001	2.28	0.8675	6.39	0.2577	0.2577
41	18.611	1.79	0.9636	5.52	0.2347	0.2347
48	20.485	1.43	1.1028	4.43	0.1929	0.1929
55	19.435	1.16	1.1708	3.97	0.1867	0.1867
62	19.505	0.89	1.2876	3.28	0.1582	0.1582
68	19.647	0.75	1.3650	2.89	0.1439	0.1439
75	18.347	0.64	1.4491	2.51	0.1297	0.1297
81	20.050	0.54	1.5164	2.23	0.1193	0.1193
91	19.840	0.43	1.6108	1.90	0.1072	0.1072

Series No: 1

HCl : 0.001 M      H<sub>2</sub>O<sub>2</sub> : 0.04691 M  
 pH : 2.475      KMnO<sub>4</sub> : 0.02130 M

TABLE 4

Time in minutes	Weight of the solution	ml KMnO <sub>4</sub> used	$\log \frac{C_0}{C}$	$\frac{C_0 C}{C_0 - C}$	$\log \frac{C_0}{C} \times 10^3$	$\frac{C_0 C}{C_0 - C} \cdot t$
0	20.790	31.72	—	—	—	—
2	19.390	25.08	0.0717	15.97	0.4454	0.4454
4	18.355	20.28	0.1402	14.71	0.4197	0.4197
6	20.540	19.49	0.2063	13.56	0.3945	0.3945
8	19.935	16.31	0.2706	12.52	0.3700	0.3700
10	20.430	14.48	0.3330	11.55	0.3469	0.3469
12	21.780	13.41	0.3941	10.66	0.3247	0.3247
15	20.170	10.15	0.4817	9.48	0.2952	0.2952
20	20.860	7.71	0.6157	7.87	0.2557	0.2557
25	19.535	5.43	0.7395	6.59	0.2226	0.2226
30	21.550	4.67	0.8476	5.61	0.1985	0.1985
35	21.225	3.64	0.9492	4.81	0.1772	0.1772
40	21.065	2.93	1.0402	4.17	0.1604	0.1604
50	17.520	1.63	1.2148	3.15	0.1298	0.1298
60	17.910	1.19	1.3610	2.48	0.1092	0.1092
70	18.040	0.91	1.4807	2.02	0.0957	0.0957
80	18.535	0.70	1.6064	1.63	0.0812	0.0812

Time in minutes	Weight of the solution	ml KMnO <sub>4</sub> used	$\log \frac{C_0}{C}$	$\frac{C_0 C}{C_0 - C}$	$\log \frac{C_0}{C} \times 10^3$	$\frac{C_0 C}{C_0 - C} \cdot t$
90	18.290	0.57	1.6898	1.41	0.0751	
100	17.600	0.43	1.7955	1.17	0.0651	
110	19.495	0.37	1.9052	0.98	0.0567	

Series No: 4\*

HCl : 0.001 M    H<sub>2</sub>O<sub>2</sub> : 0.03998 M  
pH : 2.475        KMnO<sub>4</sub> : 0.010524 M

TABLE 5

Time in minutes	Weight of the solution	ml KMnO <sub>4</sub> used	$\log \frac{C_0}{C}$	$\frac{C_0 C}{C_0 - C}$	$\log \frac{C_0}{C} \times 10^3$	$\frac{C_0 C}{C_0 - C} \cdot t$
0	20.300	17.84	—	—	—	—
5	20.480	13.66	0.1198	17.57	0.7331	
11	19.290	9.10	0.2702	14.59	0.5940	
18	20.100	6.50	0.4342	11.78	0.4885	
24	19.200	4.60	0.5644	9.86	0.4193	
31	19.340	3.35	0.7053	8.07	0.3547	
38	19.315	2.55	0.8234	6.78	0.3130	
46	18.790	1.84	0.9530	5.57	0.2690	
54	19.199	1.41	1.0780	4.58	0.2296	
63	18.833	1.06	1.1934	3.81	0.2010	
73	19.135	0.83	1.3068	3.16	0.1766	
82	20.180	0.71	1.3975	2.72	0.1594	
89	20.060	0.59	1.4754	2.38	0.1436	
98	20.330	0.50	1.5531	2.08	0.1315	

Series No: 5

pH : 2.410        H<sub>2</sub>O<sub>2</sub> : 0.04661 M  
HCl : 0.002 M    KMnO<sub>4</sub> : 0.02130 M

TABLE 6

Time in minutes	Weight of the solution	ml KMnO <sub>4</sub> used	$\log \frac{C_0}{C}$	$\frac{C_0 C}{C_0 - C}$	$\log \frac{C_0}{C} \times 10^3$	$\frac{C_0 C}{C_0 - C} \cdot t$
0	20.982	36.31	—	—	—	—
9	20.109	20.31	0.2339	14.91	0.5736	
15	18.557	13.29	0.3833	12.30	0.4814	
22	19.120	9.30	0.5512	9.70	0.3911	
29	19.125	6.73	0.6919	7.19	0.3015	
41	19.218	4.05	0.9145	5.77	0.2585	
49	19.247	3.02	1.0426	4.73	0.2221	
58	19.688	2.19	1.1920	3.72	0.1812	
67	20.990	1.89	1.2838	3.20	0.1672	
76	18.450	1.32	1.3836	2.71	0.1490	
85	20.110	1.11	1.4963	2.24	0.1273	
94	19.077	0.89	1.5694	2.00	0.1199	
107	19.678	0.67	1.7062	1.56	0.0976	



Time in minutes	Weight of the solution	ml KMnO <sub>4</sub> used	$\log \frac{C_0}{C}$	$\frac{C_0 C}{C_0 - C}$	$\log \frac{C_0}{C} \times 10^3$	$\frac{C_0 C}{C_0 - C} \cdot t$
117	20.997	0.59	1.7895		1.34	0.0878
128	20.160	0.45	1.8895		1.12	0.0761

Series No: 6

pH : 2.410

H<sub>2</sub>O<sub>2</sub> : 0.04547 M

HCl : 0.002 M

KMnO<sub>4</sub> : 0.010553 M

TABLE 9

Time in minutes	Weight of the solution	ml KMnO <sub>4</sub> used	$\log \frac{C_0}{C}$	$\frac{C_0 C}{C_0 - C}$	$\log \frac{C_0}{C} \times 10^3$	$\frac{C_0 C}{C_0 - C} \cdot t$
0	17.530	30.24	—	—	—	—
2	18.460	27.36	0.0659		18.15	0.5510
5	20.220	24.24	0.1580		16.27	0.5149
8	19.720	19.34	0.2452		14.61	0.4768
11	19.915	15.96	0.3329		13.06	0.4315
15	16.955	10.58	0.4419		11.31	0.3839
18	20.740	10.82	0.5194		10.18	0.3527
20	19.580	9.11	0.5691		9.50	0.3339
24	19.305	7.27	0.6609		8.34	0.3030
27	18.895	6.08	0.7292		7.56	0.2799
31	19.465	5.23	0.8076		6.74	0.2585
35	20.780	4.62	0.8898		5.95	0.2341
38	19.170	3.80	0.9396		5.51	0.2230
40	18.655	3.42	0.9736		5.23	0.2149
46	17.435	2.53	1.0751		4.46	0.1910
54	19.835	2.20	1.1918		3.70	0.1678
63	18.820	1.56	1.3183		3.01	0.1438
73	19.285	1.24	1.4286		2.50	0.1278
82	19.685	1.03	1.5181		2.15	0.1160
89	18.025	0.73	1.6294		1.77	0.0967
98	23.645	0.85	1.6811		1.62	0.0943

Series No: 9\*

HCl : 0.002 M

H<sub>2</sub>O<sub>2</sub> : 0.04520 M

pH : 2.410

KMnO<sub>4</sub> : 0.010524 M

TABLE 10

Time in minutes	Weight of the solution	ml KMnO <sub>4</sub> used	$\log \frac{C_0}{C}$	$\frac{C_0 C}{C_0 - C}$	$\log \frac{C_0}{C} \times 10^3$	$\frac{C_0 C}{C_0 - C} \cdot t$
0	20.605	17.95	—	—	—	—
9	19.940	11.95	0.1514		16.77	0.9967
18	19.443	8.00	0.3258		13.47	0.7444
27	18.506	5.42	0.4733		11.08	0.6320
33	19.010	4.48	0.5678		9.73	0.5655
43	19.457	3.23	0.7200		7.83	0.4677
52	19.000	2.45	0.8297		6.66	0.4173
59	20.508	2.14	0.9216		5.79	0.3708

Time in minutes	Weight of the solution	ml KMnO <sub>4</sub> used	$\log \frac{C_0}{C}$	$\frac{C_0 C}{C_0 - C} \log \frac{C_0}{C} \times 10^3$	$\frac{C_0 C}{C_0 - C} \cdot t$
72	20.573	1.56	1.0602	4.67	0.3172
80	17.695	1.12	1.1388	4.12	0.2895
91	19.095	1.00	1.2211	3.61	0.2688
103	19.955	0.78	1.3481	2.93	0.2235
111	20.470	0.70	1.4061	2.65	0.2096
130	18.318	0.45	1.5498	2.08	0.1743
141	19.390	0.40	1.6256	1.82	0.1580
153	20.270	0.37	1.6787	1.66	0.1513
163	19.370	0.30	1.7501	1.46	0.1364

Series No: 10

HCl : 0.005 M    H<sub>2</sub>O<sub>2</sub> : 0.04620 M  
 pH : 2.220      KMnO<sub>4</sub> : 0.02131 M

TABLE 11

Time in minutes	Weight of the solution	ml KMnO <sub>4</sub> used	$\log \frac{C_0}{C}$	$\frac{C_0 C}{C_0 - C} \log \frac{C_0}{C} \times 10^3$	$\frac{C_0 C}{C_0 - C} \cdot t$
0	18.715	33.24	—	—	—
2	18.980	30.28	0.0466	19.02	0.8163
4	21.115	30.49	0.0899	18.20	0.8097
6	19.290	25.35	0.1308	17.32	0.7948
9	21.095	23.89	0.1954	16.00	0.7371
12	19.920	19.60	0.2565	14.83	0.6936
18	17.710	13.23	0.3761	12.71	0.6083
20	17.685	12.07	0.4154	12.07	0.5809
27	19.700	10.04	0.5422	10.16	0.5057
30	18.815	8.51	0.5940	9.45	0.4772
33	19.065	7.70	0.6432	8.81	0.4521
43	17.420	5.00	0.7968	7.05	0.3802
52	18.615	3.96	0.9216	5.84	0.3293
59	18.855	3.25	1.0130	5.07	0.2951
72	18.935	2.33	1.1594	4.02	0.2495
80	17.300	1.74	1.2470	3.48	0.2235
91	19.440	1.55	1.3478	2.95	0.1991
103	18.250	1.13	1.4577	2.45	0.1732
111	18.430	0.96	1.5327	2.16	0.1561
130	18.590	0.74	1.6495	1.76	0.1387

Series No: 11\*

pH : 2.220      H<sub>2</sub>O<sub>2</sub> : 0.04654 M  
 HCl : 0.005 M    KMnO<sub>4</sub> : 0.01524 M

TABLE 12

Time in minutes	Weight of the solution	ml KMnO <sub>4</sub> used	$\log \frac{C_0}{C}$	$\frac{C_0 C}{C_0 - C} \log \frac{C_0}{C} \times 10^3$	$\frac{C_0 C}{C_0 - C} \cdot t$
0	19.690	17.80	0. —	—	—
7.5	21.086	15.55	0.0885	18.63	1.579
15.0	20.066	12.02	0.1788	16.71	1.402
20.0	20.508	10.73	0.2375	15.54	1.309
25.0	20.318	9.28	0.2944	14.46	1.228
34.0	21.218	7.70	0.3964	12.66	1.086
40.5	20.390	6.52	0.4697	11.48	0.989
46.0	21.337	5.73	0.5272	10.61	0.926
56.5	19.965	4.11	0.6362	9.11	0.809
64.0	21.388	3.80	0.7066	8.23	0.746
76.0	21.367	2.92	0.8206	6.96	0.645
92.5	19.870	2.00	0.9533	5.69	0.552

Series No: 12

pH : 1.990      H<sub>2</sub>O<sub>2</sub> : 0.04763 M  
 HCl : 0.01 M      KMnO<sub>4</sub> : 0.02116 M

TABLE 14

Time in minutes	Weight of the solution	ml KMnO <sub>4</sub> used	$\log \frac{C_0}{C}$	$\frac{C_0 C}{C_0 - C} \log \frac{C_0}{C} \times 10^3$	$\frac{C_0 C}{C_0 - C} \cdot t$
0	20.236	36.39	—	—	—
8	19.626	28.59	0.0914	18.43	1.613
15	19.588	23.60	0.1738	16.68	1.440
24	19.867	18.87	0.2771	13.92	1.206
31	20.870	16.45	0.3581	13.21	1.143
42	19.060	11.37	0.4791	11.24	0.985
50	19.805	9.81	0.5599	10.06	0.898
61	19.825	7.66	0.6677	8.64	0.789
73	19.730	5.99	0.7725	7.42	0.701
85	18.780	4.45	0.8801	6.31	0.610
93	20.435	4.17	0.9450	5.72	0.563
106	19.910	3.21	1.0473	4.66	0.472
117	19.950	2.71	1.1217	4.33	0.452
132	20.230	2.21	1.2164	3.72	0.404
142	19.788	1.86	1.2817	3.34	0.370
151	20.485	1.69	1.3383	3.04	0.343
163	20.075	1.41	1.4082	2.70	0.313
170	20.425	1.34	1.4378	2.57	0.304

Series No: 14

HCl : 0.01 M      H<sub>2</sub>O<sub>2</sub> : 0.04725 M  
 pH : 1.990      KMnO<sub>4</sub> : 0.010553 M

TABLE 17

Time in minutes	Weight of the solution	ml KMnO <sub>4</sub> used	$\log \frac{C_0}{C}$	$\frac{C_0 C}{C_0 - C} \log \frac{C_0}{C} \times 10^3$	$\frac{C_0 C}{C_0 - C} \cdot t$
0	19.837	18.01	—	—	—
5	20.192	17.79	0.0130	20.31	7.813
12	20.776	16.03	0.0707	19.11	3.243
19	20.140	14.03	0.1150	18.11	2.992
30.5	21.238	12.67	0.1824	16.72	2.796
39	19.230	10.01	0.2416	15.53	2.506
51	21.387	9.40	0.3151	14.14	2.289
65	20.637	7.48	0.3988	12.68	2.066
96	20.282	4.89	0.5758	9.96	1.661
111	20.220	4.01	0.6607	8.83	1.484
132	20.021	3.10	0.7682	7.55	1.298
161	20.225	2.25	0.9118	6.09	1.075
181	20.628	2.00	0.9715	5.55	1.035

Series No: 17

HCl : 0.02 M    H<sub>2</sub>O<sub>2</sub> : 0.04784 M  
 pH : 1.730    KMnO<sub>4</sub> : 0.02116 M

TABLE 19

Time in minutes	Weight of the solution	ml KMnO <sub>4</sub> used	$\log \frac{C_0}{C}$	$\frac{C_0 C}{C_0 - C} \log \frac{C_0}{C} \times 10^3$	$\frac{C_0 C}{C_0 - C} \cdot t$
0	20.310	35.41	—	—	—
14	20.195	28.74	0.0882	17.96	2.851
40	19.775	19.22	0.2538	14.65	2.308
53	19.980	16.13	0.3344	13.21	2.094
88	19.427	9.58	0.5439	9.97	1.613
113	19.937	7.17	0.6856	8.16	1.345
144	19.681	4.91	0.8444	6.46	1.102
175	19.375	3.40	0.9948	5.13	0.903
205	20.875	2.68	1.1329	4.13	0.747
231	20.662	2.10	1.2344	3.50	0.655
256	19.255	1.54	1.3384	2.95	0.564
279	19.909	1.32	1.4199	2.57	0.505

Series No: 19

HCl : 0.02 M    H<sub>2</sub>O<sub>2</sub> : 0.04581 M  
 pH : 1.730    KMnO<sub>4</sub> : 0.010553 M

TABLE 20

Time in minutes	Volume of the solution	ml KMnO <sub>4</sub> used	$\log \frac{C_0}{C}$	$\frac{C_0 C}{C_0 - C} \log \frac{C_0}{C} \times 10^3$	$\frac{C_0 C}{C_0 - C} \cdot t$
0	20 ml	17.86	—	—	—
30	> >	14.74	0.0834	18.74	6.742
60	> >	12.15	0.1673	16.95	6.079

Time in minutes	Volume of the solution	ml $\text{KMnO}_4$ used	$\log \frac{C_0}{C}$	$\frac{C_0 C}{C_0 - C} \log \frac{C_0}{C} \times 10^3$	$\frac{C_0 C}{C_0 - C} \cdot t$
90	> >	10.00	0.2519	15.24	5.445
120	> >	8.11	0.3429	13.56	4.747
150	> >	6.68	0.4271	12.14	4.263
180	> >	5.48	0.5131	10.70	3.789
210	> >	4.50	0.5987	9.59	3.365
240	> >	3.70	0.6837	8.50	2.982
270	> >	3.10	0.7605	7.60	2.697
300	> >	2.55	0.8453	6.69	2.375
330	> >	2.15	0.9194	5.98	2.147
360	> >	1.77	1.0039	5.25	1.883
390	> >	1.49	1.0787	4.67	1.688
420	> >	1.24	1.1584	4.11	1.490
450	> >	1.05	1.2307	3.66	1.337
480	> >	0.87	1.3124	3.20	1.169
510	> >	0.77	1.3654	2.86	1.067
540	> >	0.66	1.4323	2.61	0.985
570	> >	0.59	1.4810	2.41	0.926
600	> >	0.50	1.5529	2.13	0.822

Series No: 20

$\text{HCl}$  : 0.04 M     $\text{H}_2\text{O}_2$  : 0.04755 M  
 $\text{pH}$  : 1.442     $\text{KMnO}_4$  : 0.02130 M

TABLE 23

Time in minutes	Weight of the solution	ml $\text{KMnO}_4$ used	$\log \frac{C_0}{C}$	$\frac{C_0 C}{C_0 - C} \log \frac{C_0}{C} \times 10^3$	$\frac{C_0 C}{C_0 - C} \cdot t$
0	20.173	35.66	—	—	—
30	19.980	29.17	0.0831	18.30	6.608
60	20.135	24.09	0.1695	16.49	5.837
120	20.675	16.60	0.3427	13.25	4.640
180	20.335	11.03	0.5131	10.55	3.701
240	20.422	7.56	0.6790	8.35	2.953
300	20.140	5.16	0.8388	6.60	2.362
330	19.600	4.13	0.9237	5.81	2.074
360	18.513	3.26	1.0017	5.15	1.850
390	19.877	2.93	1.0789	4.56	1.648
420	20.413	2.50	1.1594	4.01	1.452
450	20.950	2.18	1.2301	3.57	1.307
480	20.805	1.81	1.3079	3.14	1.154
510	20.085	1.49	1.3771	2.80	1.038
540	20.093	1.28	1.4432	2.51	0.938
570	19.883	1.09	1.5085	2.24	0.847

Series No: 23

$\text{pH}$  : 1.442     $\text{H}_2\text{O}_2$  : 0.04645 M  
 $\text{HCl}$  : 0.04 M     $\text{KMnO}_4$  : 0.01053 M

TABLE 24

Time in minutes	Weight of the solution	ml KMnO <sub>4</sub> used	$\log \frac{C_0}{C}$	$\frac{C_0 C}{C_0 - C}$	$\log \frac{C_0}{C} \times 10^3$	$\frac{C_0 C}{C_0 - C} \cdot t$
0	21.250	33.40	—	—	—	—
30	21.255	29.71	0.0509	17.67	17.67	10.417
60	21.145	26.30	0.1016	16.60	16.60	9.804
90	21.035	23.24	0.1531	15.61	15.61	9.174
120	21.070	20.70	0.2041	14.65	14.65	8.615
180	19.605	15.12	0.3092	12.83	12.83	7.469
210	19.055	13.09	0.3595	12.02	12.02	7.021
240	21.270	12.99	0.4105	11.24	11.24	6.572
300	20.355	9.80	0.5138	9.77	9.77	5.707
330	21.100	8.97	0.5679	9.07	9.07	5.270
360	20.400	7.72	0.6184	8.45	8.45	4.917
390	20.160	6.71	0.6742	7.80	7.80	4.512
420	20.710	6.31	0.7251	7.24	7.24	4.196
450	20.575	5.39	0.7781	6.70	6.70	3.876
510	19.500	4.00	0.8843	5.72	5.72	3.297
540	19.915	3.61	0.9381	5.28	5.28	3.037
570	19.420	3.13	0.9891	4.87	4.87	2.805

Series No: 24

pH : 1.274      H<sub>2</sub>O<sub>4</sub> : 0.04307 MHCl : 0.06 M      KMnO<sub>4</sub> : 0.011006 M

TABLE 25

Time in minutes	Volume of the solution	ml KMnO <sub>4</sub> used	$\log \frac{C_0}{C}$	$\frac{C_0 C}{C_0 - C}$	$\log \frac{C_0}{C} \times 10^3$	$\frac{C_0 C}{C_0 - C} \cdot t$
0	18.320	28.53	—	—	—	—
30	18.995	26.35	0.0502	17.49	17.49	10.453
60	21.995	27.18	0.1004	16.46	16.46	9.836
90	21.500	23.66	0.1508	15.50	15.50	9.250
120	18.950	18.47	0.2035	14.53	14.53	8.565
150	22.385	19.39	0.2548	13.63	13.63	8.021
180	15.470	11.91	0.3060	12.77	12.77	7.509
210	18.830	12.97	0.3543	11.99	11.99	7.107
240	20.425	12.40	0.4091	11.16	11.16	6.545
300	25.775	12.31	0.5133	9.69	9.69	5.664
330	22.535	9.53	0.5661	9.00	9.00	5.249
360	22.580	8.50	0.6167	8.39	8.39	4.897
390	19.520	6.55	0.6666	7.81	7.81	4.572
420	18.970	5.61	0.7215	7.22	7.22	4.200
450	21.255	5.54	0.7763	6.66	6.66	3.859
480	18.950	4.40	0.8265	6.18	6.18	3.590
510	16.540	3.41	0.8782	5.72	5.72	3.320
540	21.535	3.97	0.9267	5.31	5.31	3.095

Series No: 25

HCl : 0.06 M      H<sub>2</sub>O<sub>2</sub> : 0.04268 MpH : 1.274      KMnO<sub>4</sub> : 0.011006 M

TABLE 26

Time in minutes	Volume of the solution	ml KMnO <sub>4</sub> used	$\log \frac{C_0}{C}$	$\frac{C_0 C}{C_0 - C} \log \frac{C_0}{C} \times 10^3$	$\frac{C_0 C}{C_0 - C} \cdot t$
0	20 ml	22.57	0. —	—	—
30	> >	20.86	0.0342	24.96	21.90
60	> >	19.29	0.0682	24.10	21.20
120	> >	16.40	0.1387	22.16	19.17
180	> >	13.80	0.2137	20.20	17.01
240	> >	11.73	0.2842	18.48	15.61
300	> >	9.93	0.3566	16.83	14.16
360	> >	8.38	0.4303	15.27	12.78
420	> >	7.00	0.5084	13.74	11.35
480	> >	5.94	0.5797	12.47	10.33
540	> >	4.92	0.6616	11.08	9.04

Series No: 26

pH : 1.154      H<sub>2</sub>O<sub>2</sub> : 0.06009 M  
 HCl : 0.08 M    KMnO<sub>4</sub> : 0.02130 M

TABLE 29

Time in minutes	Weight of the solution	ml KMnO <sub>4</sub> used	$\log \frac{C_0}{C}$	$\frac{C_0 C}{C_0 - C} \log \frac{C_0}{C} \times 10^3$	$\frac{C_0 C}{C_0 - C} \cdot t$
0	20.540	38.00	—	—	—
30	18.725	32.10	0.0331	21.22	19.23
60	23.930	37.77	0.0690	20.29	17.65
180	24.305	27.90	0.2073	17.19	14.93
300	24.675	20.26	0.3528	14.28	12.14
360	23.545	16.40	0.4242	12.99	11.03
420	19.240	11.31	0.4979	11.76	9.92
510	21.840	9.92	0.6099	10.06	8.42
570	20.065	7.66	0.6854	9.04	7.52
630	20.095	6.46	0.7600	8.11	6.72
690	21.600	5.79	0.8389	7.21	5.93
750	20.510	4.58	0.9183	6.39	5.22
810	24.205	4.01	0.9969	5.66	4.60
930	19.870	2.54	1.1605	4.37	3.50
990	20.360	2.22	1.2296	3.90	3.14
1110	20.340	1.56	1.3824	3.03	2.43
1170	18.385	1.12	1.4824	2.56	2.02
1260	17.905	0.81	1.6117	2.05	1.60
1320	23.815	0.87	1.7005	1.75	1.36

Series No: 29

HCl : 0.08 M      H<sub>2</sub>O<sub>2</sub> : 0.05071 M  
 pH : 1.154      KMnO<sub>4</sub> : 0.011006 M

TABLE 30

Time in minutes	Weight of the solution	ml KMnO <sub>4</sub> used	$\log \frac{C_0}{C}$	$\frac{C_0 C}{C_0 - C}$	$\log \frac{C_0}{C} \times 10^3$	$\frac{C_0 C}{C_0 - C} \cdot t$
0	19.280	34.73	0. —	—	—	—
30	20.215	34.36	0.0252	20.83	24.79	24.79
60	19.690	31.53	0.0511	20.20	23.72	23.72
180	19.845	24.99	0.1555	17.83	20.64	20.64
240	21.135	23.58	0.2081	16.71	19.28	19.28
300	21.560	21.19	0.2631	15.60	17.78	17.78
420	20.110	15.47	0.3695	13.59	15.45	15.45
480	20.450	13.67	0.4305	12.54	13.98	13.98
600	20.010	10.40	0.5398	10.81	12.01	12.01
780	19.970	6.89	0.7178	8.39	9.12	9.12
840	19.835	5.98	0.7763	7.63	8.29	8.29
900	19.205	4.99	0.8409	7.00	7.49	7.49
1050	20.905	3.77	0.9995	5.49	5.77	5.77
1200	20.060	2.52	1.1565	4.28	4.44	4.44
1320	19.210	1.81	1.2814	3.49	3.60	3.60
1380	20.390	1.66	1.3449	3.14	3.23	3.23
1440	19.800	1.40	1.4061	2.84	2.90	2.90

Series No: 30

HCl : 0.10 M H<sub>2</sub>O<sub>2</sub> : 0.04937 MpH : 1.061 KMnO<sub>4</sub> : 0.011006 M

TABLE 31

Time in minutes	Weight of the solution	ml KMnO <sub>4</sub> used	$\log \frac{C_0}{C}$	$\frac{C_0 C}{C_0 - C}$	$\log \frac{C_0}{C} \times 10^3$	$\frac{C_0 C}{C_0 - C} \cdot t$
0	21.990	38.14	—	—	—	—
30	18.765	31.83	0.0257	20.08	23.44	23.44
60	19.040	30.42	0.0517	18.73	21.74	21.74
180	21.600	27.16	0.1558	17.16	19.82	19.82
240	19.695	21.83	0.2105	16.04	18.24	18.24
300	22.765	22.30	0.2642	15.00	17.04	17.04
420	18.565	14.13	0.3738	13.02	14.63	14.63
480	22.860	15.30	0.4296	12.09	13.57	13.57
600	20.035	10.31	0.5438	10.35	11.42	11.42
780	15.894	5.50	0.7161	8.10	8.83	8.83
840	17.205	5.17	0.7774	7.40	8.00	8.00
900	19.585	5.12	0.8379	6.77	7.27	7.27
1050	22.375	4.08	0.9943	5.33	5.63	5.63
1200	18.875	2.33	1.1638	4.07	4.20	4.20
1320	20.645	1.97	1.2756	3.39	3.51	3.51
1380	22.430	1.86	1.3365	3.07	3.17	3.17
1440	19.485	1.40	1.3988	2.76	2.85	2.85

Series No: 31

HCl : 0.10 M H<sub>2</sub>O<sub>2</sub> : 0.04753 MpH : 1.061 KMnO<sub>4</sub> : 0.011006 M



TABLE 32

Time in minutes	Weight of the solution	ml KMnO <sub>4</sub> used	$\log \frac{C_0}{C} \cdot \frac{C_0 C}{C_0 - C}$	$\log \frac{C_0}{C} \times 10^3$	$\frac{C_0 C}{C_0 - C} \cdot t$
0	21.525	38.30	—	—	—
30	21.685	36.96	0.0187	20.78	33.33
60	20.925	34.06	0.0387	20.26	31.41
150	19.940	28.26	0.0988	18.85	28.63
360	20.980	21.10	0.2478	15.71	22.83
420	22.045	20.00	0.2925	14.84	21.31
480	20.755	17.01	0.3368	14.02	19.98
600	20.365	13.71	0.4221	12.53	17.81
720	20.595	11.11	0.5183	11.00	15.28
780	20.135	9.73	0.5661	10.29	14.18
930	20.700	7.65	0.6826	8.73	11.89
1080	21.290	5.91	0.8068	7.28	9.74
1230	19.875	4.13	0.9326	6.01	7.93
1350	20.445	3.33	1.0384	5.10	6.63
1500	20.975	2.53	1.1688	4.14	5.32
1560	21.965	2.32	1.2265	3.77	4.80
1620	20.900	1.95	1.2804	3.45	4.37

Series No: 32

HC1 : 0.12 M      H<sub>2</sub>O<sub>2</sub> : 0.04876 MpH : 0.985      KMnO<sub>4</sub> : 0.011006 M

TABLE 33

Time in minutes	Weight of the solution	ml KMnO <sub>4</sub> used	$\log \frac{C_0}{C} \cdot \frac{C_0 C}{C_0 - C}$	$\log \frac{C_0}{C} \times 10^3$	$\frac{C_0 C}{C_0 - C} \cdot t$
0	23.805	42.37	—	—	—
30	22.475	38.20	0.0200	20.62	30.93
60	22.870	37.12	0.0401	20.15	30.15
150	24.180	34.04	0.1019	18.80	27.68
360	17.905	17.90	0.2505	15.66	22.50
420	18.425	16.69	0.2933	14.83	21.23
480	19.645	15.99	0.3398	13.97	19.73
600	19.685	13.02	0.4299	12.40	17.31
720	19.140	10.23	0.5224	10.94	15.07
780	19.295	9.21	0.5716	10.22	13.94
930	22.770	8.32	0.6876	8.66	11.72
1080	17.745	4.89	0.8102	7.24	9.65
1230	19.245	3.97	0.9359	5.98	7.86
1350	18.535	3.00	1.0412	5.08	6.59
1500	24.090	2.78	1.1882	4.02	5.07
1560	20.270	2.13	1.2289	3.76	4.77
1620	24.075	2.25	1.2798	3.46	4.38

Series No: 33

HC1 : 0.12 M      H<sub>2</sub>O<sub>2</sub> : 0.04878 MpH : 0.985      KMnO<sub>4</sub> : 0.011006 M

TABLE 34

Time in minutes	Weight of the solution	ml KMnO <sub>4</sub> used	$\log \frac{C_0}{C}$	$\frac{C_0 C}{C_0 - C} \log \frac{C_0}{C} \times 10^3$	$\frac{C_0 C}{C_0 - C} \cdot t$
0	27.605	44.47	—	—	—
2	23.885	33.69	0.0672	18.18	0.5405
4	26.405	32.08	0.1321	16.78	0.5083
6	24.835	26.09	0.1952	15.53	0.4774
9	25.645	21.69	0.2894	13.79	0.4289
14	20.620	12.38	0.4382	11.36	0.3626
18	26.250	12.12	0.5422	9.85	0.3270
24	20.425	6.67	0.7026	7.85	0.2680
30	19.800	4.63	0.8477	6.33	0.2242
35	20.960	3.80	0.9582	5.35	0.1955
40	20.305	2.96	1.0529	4.62	0.1754
48	17.955	1.91	1.1898	3.71	0.1496
58	17.575	1.35	1.3312	2.95	0.1284
69	18.875	1.04	1.4755	2.36	0.1078
77	17.010	0.74	1.5781	1.93	0.0943
85	21.580	0.78	1.6586	1.68	0.0861
94	21.625	0.62	1.7592	1.41	0.0751

Series No: 34

pH : 2.460      H<sub>2</sub>O<sub>2</sub> : 0.04513 M  
 HClO<sub>4</sub> : 0.001 M      KMnO<sub>4</sub> : 0.011006 M

TABLE 36

Time in minutes	Weight of the solution	ml KMnO <sub>4</sub> used	$\log \frac{C_0}{C}$	$\frac{C_0 C}{C_0 - C} \log \frac{C_0}{C} \times 10^3$	$\frac{C_0 C}{C_0 - C} \cdot t$
0	21.385	37.20	—	—	—
2	21.055	30.28	0.0838	18.02	0.4301
4	19.555	23.65	0.1673	16.27	0.3891
6	18.510	18.89	0.2328	15.01	0.3868
9	18.105	14.45	0.3395	13.09	0.3471
12	13.595	8.52	0.4445	11.40	0.3077
14	19.730	10.63	0.5102	10.42	0.2860
18	17.620	7.13	0.6345	8.76	0.2486
20	18.970	6.67	0.6955	8.03	0.2309
24	18.000	5.02	0.7962	6.93	0.2089
30	18.380	3.58	0.9521	5.47	0.1724
35	19.480	2.93	1.0643	4.59	0.1510
40	18.360	2.15	1.1730	3.86	0.1316
48	19.665	1.69	1.3074	3.10	0.1137
58	18.065	1.09	1.4610	2.39	0.0950
69	19.825	0.88	1.5943	1.90	0.0824

Series No: 36\*

HClO<sub>4</sub> : 0.001 M      H<sub>2</sub>O<sub>2</sub> : 0.04571 M  
 pH : 2.460      KMnO<sub>4</sub> : 0.010524 M

TABLE 37

Time in minutes	Weight of the solution	ml KMnO <sub>4</sub> used	$\log \frac{C_0}{C}$	$\frac{C_0 C}{C_0 - C} \log \frac{C_0}{C} \times 10^3$	$\frac{C_0 C}{C_0 - C} \cdot t$
0	23.445	39.03	0. —	—	—
4	22.095	28.11	0.1158	17.28	0.5970
9	19.335	17.82	0.2558	14.55	0.5119
14	17.530	11.73	0.3948	12.16	0.4310
20	23.485	11.00	0.5397	9.99	0.3702
25	18.135	6.46	0.6686	8.40	0.3114
30	21.925	6.06	0.7788	7.14	0.2732
36	19.825	4.18	0.8964	5.98	0.2387
48	22.835	2.91	1.1151	4.25	0.1820
55	23.035	2.24	1.2319	3.52	0.1563
69	21.645	1.39	1.4127	2.60	0.1266
85	22.675	0.93	1.6074	1.86	0.0982
93	20.220	0.72	1.6688	1.67	0.0930
101	22.375	0.67	1.7441	1.46	0.0843
110	23.870	0.60	1.8200	1.28	0.0771
121	20.230	0.41	1.9135	1.08	0.0682
131	22.270	0.36	2.0118	0.90	0.0587

Series No: 37

HClO<sub>4</sub> : 0.002 M      H<sub>2</sub>O<sub>2</sub> : 0.04562 M  
 pH : 2.380      KMnO<sub>4</sub> : 0.011006 M

TABLE 39

Time in minutes	Weight of the solution	ml KMnO <sub>4</sub> used	$\log \frac{C_0}{C}$	$\frac{C_0 C}{C_0 - C} \log \frac{C_0}{C} \times 10^3$	$\frac{C_0 C}{C_0 - C} \cdot t$
0	20.235	36.35	—	—	—
2	19.750	30.04	0.0723	18.78	0.5195
4	19.445	25.33	0.1396	17.32	0.4963
6	18.985	21.20	0.2065	15.97	0.4640
9	18.830	16.90	0.3014	14.16	0.4229
12	17.165	12.40	0.3956	12.53	0.3800
14	18.375	11.50	0.4579	11.53	0.3524
20	16.575	7.05	0.6257	9.14	0.2921
25	18.225	5.73	0.7569	7.55	0.2495
30	17.690	4.25	0.8737	6.35	0.2180
36	18.550	3.30	1.0042	5.22	0.1872
42	19.065	2.60	1.1197	4.33	0.1624
48	20.090	2.14	1.2270	3.64	0.1424
55	19.275	1.59	1.3380	3.03	0.1246
63	19.805	1.25	1.4543	2.49	0.1080
69	20.170	1.07	1.5297	2.19	0.0988
75	19.760	0.86	1.6157	1.89	0.0877
80	19.020	0.72	1.6763	1.74	0.0830

Series No: 39<sup>a</sup>

HClO<sub>4</sub> : 0.002 M      H<sub>2</sub>O<sub>2</sub> : 0.04726 M  
 pH : 2.380      KMnO<sub>4</sub> : 0.010524 M

TABLE 40

Time in minutes	Weight of the solution	ml KMnO <sub>4</sub> used	$\log \frac{C_0}{C}$	$\frac{C_0 C}{C_0 - C} \log \frac{C_0}{C} \times 10^3$	$\frac{C_0 C}{C_0 - C} \cdot t$
0	21.415	40.13	—	—	—
9	20.005	23.89	0.1957	17.06	0.7847
18	19.600	15.09	0.3863	13.38	0.6233
27	18.200	9.29	0.5648	10.50	0.5018
33	18.420	7.50	0.6747	8.98	0.4391
43	18.795	5.02	0.8461	6.98	0.3548
52	18.480	3.59	0.9843	5.65	0.2987
59	18.855	2.90	1.0858	4.82	0.2619
72	19.525	2.07	1.2474	3.71	0.2143
80	18.815	1.58	1.3486	3.14	0.1863
91	20.360	1.32	1.4610	2.60	0.1619
103	19.790	0.97	1.5824	2.11	0.1373
111	19.835	0.84	1.6459	1.89	0.1274
130	20.050	0.61	1.7895	1.47	0.1065
141	20.795	0.52	1.8747	1.26	0.0946
153	21.965	0.49	1.9243	1.15	0.0915
163	20.440	0.39	1.9922	1.02	0.0832

Series No: 40

HClO<sub>4</sub> : 0.005 M      H<sub>2</sub>O<sub>2</sub> : 0.04964 M  
 pH : 2.190      KMnO<sub>4</sub> : 0.010638 M

TABLE 41

Time in minutes	Weight of the solution	ml KMnO <sub>4</sub> used	$\log \frac{C_0}{C}$	$\frac{C_0 C}{C_0 - C} \log \frac{C_0}{C} \times 10^3$	$\frac{C_0 C}{C_0 - C} \cdot t$
0	25.320	47.03	—	—	—
9	20.685	24.39	0.1974	16.87	0.7692
18	21.925	16.60	0.3897	13.20	0.6096
27	24.075	12.11	0.5673	10.37	0.4934
33	22.140	8.67	0.6761	8.89	0.4337
43	9.630	2.53	0.8494	6.88	0.3484
52	9.775	1.95	0.9690	5.74	0.3079
59	6.750	1.07	1.0688	4.91	0.2709
72	18.680	1.97	1.2458	3.69	0.2133
80	22.345	1.89	1.3416	3.15	0.1878
91	19.955	1.30	1.4550	2.60	0.1628
103	19.265	0.97	1.5669	2.15	0.1412
121	24.575	0.85	1.7299	1.62	0.1130
130	17.915	0.57	1.7633	1.51	0.1113
141	22.335	0.60	1.8397	1.39	0.1067
153	20.430	0.45	1.9160	1.16	0.0924
163	24.370	0.49	1.9656	1.07	0.0898

Series No: 41

HClO<sub>4</sub> : 0.005 M      H<sub>2</sub>O<sub>2</sub> : 0.04920 M  
 pH : 2.190      KMnO<sub>4</sub> : 0.010638 M

TABLE 42

Time in minutes	Weight of the solution	ml $\text{KMnO}_4$ used	$\log \frac{C_0}{C}$	$\frac{C_0 C}{C_0 - C}$	$\log \frac{C_0}{C} \times 10^3$	$\frac{C_0 C}{C_0 - C} \cdot t$
0	21.885	41.10	—	—	—	—
10	20.900	27.92	0.1479	18.13	1.226	1.028
20	20.335	19.41	0.2939	15.11	1.028	0.862
30	19.450	13.37	0.4365	12.54	0.626	0.458
50	18.860	7.10	0.6980	8.73	0.346	0.308
70	20.335	4.45	0.9336	6.13	0.213	0.213
90	20.245	2.73	1.1438	4.40	0.136	0.129
100	19.025	2.08	1.2349	3.80	0.119	0.100
120	18.680	1.37	1.4083	2.85		
140	18.750	1.04	1.5297	2.32		
160	19.690	0.76	1.6871	1.76		
180	21.005	0.60	1.8179	1.40		
200	20.000	0.48	1.8935	1.22		
220	19.325	0.39	1.9687	1.06		
230	19.660	0.32	2.0621	0.90		

Series No: 42

$\text{HClO}_4$  : 0.01 M     $\text{H}_2\text{O}_2$  : 0.04975 M  
 pH : 1.970         $\text{KMnO}_4$  : 0.010638 M

TABLE 43

Time in minutes	Weight of the solution	ml $\text{KMnO}_4$ used	$\log \frac{C_0}{C}$	$\frac{C_0 C}{C_0 - C}$	$\log \frac{C_0}{C} \times 10^3$	$\frac{C_0 C}{C_0 - C} \cdot t$
0	19.765	37.40	—	—	—	—
10	18.040	24.46	0.1448	18.33	1.268	1.054
20	20.005	19.40	0.2903	15.30	0.882	0.642
30	17.210	12.04	0.4321	12.71	0.473	0.356
50	17.705	6.83	0.6906	8.86	0.327	0.255
70	19.150	4.29	0.9267	6.24	0.198	0.168
90	22.535	3.12	1.1357	4.49	0.141	0.117
100	17.090	1.98	1.2131	3.97	0.110	0.102
120	20.500	1.58	1.3900	2.96		
140	22.585	1.17	1.5626	2.20		
160	18.845	0.73	1.6888	1.77		
180	19.975	0.58	1.8140	1.42		
200	18.845	0.41	1.9394	1.13		
220	20.845	0.39	2.0049	1.00		
235	18.830	0.31	2.0605	0.91		

Series No: 43

$\text{HClO}_4$  : 0.01 M     $\text{H}_2\text{O}_2$  : 0.5012 M  
 pH : 1.970         $\text{KMnO}_4$  : 0.010638 M

TABLE 44

Time in minutes	Weight of the solution	ml KMnO <sub>4</sub> used	$\log \frac{C_0}{C}$	$\frac{C_0 C}{C_0 - C} \log \frac{C_0}{C} \times 10^3$	$\frac{C_0 C}{C_0 - C} t$
0	20.960	59.51	—	—	—
6	20.390	34.33	0.0491	20.54	2.510
13	20.455	30.10	0.1075	19.13	2.313
21	20.220	25.50	0.1746	17.64	2.123
30	20.430	21.70	0.2491	16.07	1.938
37	18.810	17.50	0.3067	14.94	1.802
54	19.000	12.83	0.4458	12.44	1.567
90	17.970	6.32	0.7291	8.36	1.033
119	19.145	4.19	0.9352	6.14	0.781
144	21.700	3.19	1.1080	4.68	0.602
163	19.305	2.19	1.2205	3.91	0.523
179	19.990	1.82	1.3161	3.34	0.466
198	21.610	1.54	1.4224	2.79	0.389
215	19.505	1.15	1.5048	2.43	0.347
232	19.550	1.95	1.5887	2.10	0.307
254	19.625	0.74	1.6989	1.73	0.259

Series No: 44

HClO<sub>4</sub> : 0.02 M      H<sub>2</sub>O<sub>2</sub> : 0.04993 MpH : 1.692              KMnO<sub>4</sub> : 0.010638 M

TABLE 47

Time in minutes	Weight of the solution	ml KMnO <sub>4</sub> used	$\log \frac{C_0}{C}$	$\frac{C_0 C}{C_0 - C} \log \frac{C_0}{C} \times 10^3$	$\frac{C_0 C}{C_0 - C} t$
0	21.960	37.40	—	—	—
6	17.575	26.72	0.0493	18.99	2.299
13	20.410	26.58	0.1165	17.41	1.943
21	20.440	22.45	0.1905	15.93	1.756
30	16.515	15.08	0.2707	14.41	1.597
37	18.955	14.92	0.3352	13.26	1.464
45	20.540	13.73	0.4062	12.08	1.338
54	20.515	11.45	0.4845	10.87	1.212
60	23.505	11.56	0.5394	10.08	1.122
75	19.070	6.95	0.6696	8.39	0.940
90	22.140	6.05	0.7947	6.99	0.792
119	22.170	3.60	1.0207	4.95	0.577
144	19.145	2.04	1.2037	3.70	0.442
163	21.400	1.70	1.3312	3.00	0.367
179	21.775	1.40	1.4231	2.57	0.323
189	27.715	1.56	1.4808	2.33	0.297

Series No: 47\*

HClO<sub>4</sub> : 0.02 M      H<sub>2</sub>O<sub>2</sub> : 0.04604 MpH : 1.692              KMnO<sub>4</sub> : 0.010856 M

TABLE 48

Time in minutes	Weight of the solution	ml $\text{KMnO}_4$ used	$\log \frac{C_0}{C}$	$\frac{C_0 C}{C_0 - C} \log \frac{C_0}{C} \times 10^3$	$\frac{C_0 C}{C_0 - C} \cdot t$
0	21.205	40.11	—	—	—
15	20.375	33.39	0.0632	20.23	4.870
30	20.390	28.88	0.1256	18.77	4.484
45	10.630	24.02	0.1892	17.37	4.132
60	19.105	20.20	0.2526	16.05	3.812
90	20.035	15.83	0.3791	13.63	3.236
120	19.395	11.42	0.5068	11.48	2.718
150	20.130	8.96	0.6284	9.69	2.313
180	20.965	7.05	0.7501	8.13	1.950
210	21.630	5.49	0.8723	6.78	1.632
240	21.440	4.13	0.9921	5.65	1.364
270	20.680	3.07	1.1052	4.72	1.152
300	20.840	2.40	1.2155	3.95	0.975
330	20.910	1.89	1.3207	3.32	0.830

Series No: 48

$\text{HClO}_4$  : 0.04 M       $\text{H}_2\text{O}_2$  : 0.05010 M  
 pH : 1.409             $\text{KMnO}_4$  : 0.010638 M

TABLE 51

Time in minutes	Volume of the solution	ml $\text{KMnO}_4$ used	$\log \frac{C_0}{C}$	$\frac{C_0 C}{C_0 - C} \log \frac{C_0}{C} \times 10^3$	$\frac{C_0 C}{C_0 - C} \cdot t$
0	19.985	34.28	—	—	—
8	20.390	32.18	0.0362	19.67	4.348
15	21.985	32.20	0.0686	18.90	4.132
20	20.420	28.37	0.0915	18.37	4.016
40	16.205	18.34	0.1806	16.48	3.650
45	17.250	18.46	0.2049	16.00	3.513
55	16.160	15.59	0.2499	15.12	3.327
60	19.900	18.19	0.2734	14.68	3.221
75	16.140	12.58	0.3426	13.43	2.940
90	11.515	7.71	0.4085	12.31	2.712
110	18.920	10.23	0.5027	10.84	2.372
120	16.725	8.19	0.5444	10.23	2.256
140	19.500	7.74	0.6356	9.00	1.983
150	14.290	5.11	0.6809	8.44	1.859
165	18.645	5.71	0.7483	7.65	1.687
180	15.730	4.20	0.8078	7.01	1.561
200	17.865	3.89	0.8964	6.13	1.368
210	20.060	3.95	0.9401	5.74	1.281
240	18.435	2.75	1.0606	4.75	1.076
270	19.805	2.22	1.1848	3.90	0.888
300	22.380	1.92	1.3010	3.22	0.743
330	26.695	1.11	1.5449	2.13	0.456

Series No: 51\*

$\text{HClO}_4$  : 0.04 M       $\text{H}_2\text{O}_2$  : 0.04704 M  
 pH : 1.409             $\text{KMnO}_4$  : 0.010856 M

TABLE 52

Time in minutes	Weight of the solution	ml KMnO <sub>4</sub> used	$\log \frac{C_0}{C}$	$\frac{C_0 C}{C_0 - C} \log \frac{C_0}{C} \times 10^3$	$\frac{C_0 C}{C_0 - C} \cdot t$
0	22.070	40.91	—	—	—
15	20.575	34.72	0.0408	20.40	7.500
30	21.475	32.95	0.0821	19.41	7.092
60	20.440	25.90	0.1652	17.50	6.356
90	22.175	23.25	0.2475	15.82	5.755
120	22.285	19.36	0.3231	14.37	5.336
150	19.970	14.39	0.4103	12.82	4.686
180	19.735	11.79	0.4917	11.49	4.205
210	20.160	9.96	0.5743	10.55	3.747
240	22.200	9.13	0.6539	9.16	3.360
270	19.955	6.81	0.7349	8.15	2.993
300	19.380	5.53	0.8127	7.26	2.681
330	19.945	4.71	0.8948	6.42	2.367
360	21.160	4.20	0.9703	5.71	2.120
390	20.510	3.37	1.0524	5.03	1.863
420	19.760	2.75	1.1245	4.71	1.760
450	19.980	2.31	1.2050	3.94	1.470
480	21.900	2.12	1.2821	3.47	1.299

Series No: 52

HClO<sub>4</sub> : 0.06 M      H<sub>2</sub>O<sub>2</sub> : 0.04910 M  
 pH : 1.243          KMnO<sub>4</sub> : 0.010638 M

TABLE 53

Time in minutes	Weight of the solution	ml KMnO <sub>4</sub> used	$\log \frac{C_0}{C}$	$\frac{C_0 C}{C_0 - C} \log \frac{C_0}{C} \times 10^3$	$\frac{C_0 C}{C_0 - C} \cdot t$
0	21.560	38.37	—	—	—
15	21.155	33.96	0.0448	19.91	6.667
30	19.730	28.68	0.0879	18.90	6.452
60	20.700	24.56	0.1761	16.98	5.786
90	19.875	19.18	0.2658	15.19	5.143
120	20.575	16.20	0.3542	13.56	4.592
150	20.625	13.21	0.4438	12.04	4.068
180	19.790	10.36	0.5314	10.68	3.619
210	20.645	8.89	0.6163	9.49	3.233
240	21.135	7.46	0.7026	8.38	2.864
270	16.220	4.69	0.7892	7.38	2.526
300	19.400	4.57	0.8782	6.46	2.208
330	19.120	3.75	0.9578	5.72	1.971
360	19.530	3.16	1.0414	4.79	1.657
390	17.815	2.37	1.1264	4.39	1.520
420	17.730	1.95	1.2090	3.84	1.335
450	21.340	1.90	1.3008	3.30	1.143
480	19.010	1.44	1.3710	2.94	1.029

Series No: 53\*

HClO<sub>4</sub> : 0.06 M      H<sub>2</sub>O<sub>2</sub> : 0.04824 M  
 pH : 1.243          KMnO<sub>4</sub> : 0.010638 M



TABLE 54

Time in minutes	Volume of the solution	ml KMnO <sub>4</sub> used	$\log \frac{C_0}{C}$	$\frac{C_0 C}{C_0 - C} \log \frac{C_0}{C} \times 10^3$	$\frac{C_0 C}{C_0 - C} \cdot t$
0	21.750	40.41	—	—	—
30	20.645	33.54	0.0583	19.97	10.274
60	21.855	30.93	0.1182	18.61	9.449
90	21.870	26.99	0.1777	17.30	8.763
120	21.745	23.36	0.2379	16.05	8.097
150	20.960	19.67	0.2966	14.90	7.534
180	21.105	17.26	0.3564	13.79	6.966
210	21.105	15.10	0.4144	12.77	6.473
240	22.130	13.77	0.4751	11.77	5.948
300	22.055	10.38	0.5963	9.96	5.009
330	19.575	8.10	0.6522	9.20	4.654
360	20.145	7.27	0.7117	8.44	4.270
390	20.970	6.57	0.7731	7.72	3.892
420	21.240	5.83	0.8305	7.09	3.584
480	21.540	4.51	0.9481	5.93	3.000
510	21.330	3.90	1.0069	5.41	2.740
540	22.540	3.57	1.0693	5.16	2.605
570	18.505	2.59	1.1230	4.50	2.285
600	17.875	2.19	1.1808	3.97	2.015
630	18.465	1.98	1.2387	3.73	1.899

Series No: 54

HClO<sub>4</sub> : 0.08 M      H<sub>2</sub>O<sub>2</sub> : 0.04921 M  
 pH : 1.125      KMnO<sub>4</sub> : 0.010638 M

TABLE 55

Time in minutes	Weight of the solution	ml KMnO <sub>4</sub> used	$\log \frac{C_0}{C}$	$\frac{C_0 C}{C_0 - C} \log \frac{C_0}{C} \times 10^3$	$\frac{C_0 C}{C_0 - C} \cdot t$
0	20.900	38.35	—	—	—
30	21.045	33.28	0.0647	19.61	9.091
60	19.835	27.13	0.1278	18.15	8.523
90	19.735	23.29	0.1913	16.81	7.909
120	21.310	21.71	0.2557	15.51	7.277
150	20.120	17.73	0.3187	14.30	6.732
180	20.225	15.41	0.3819	13.17	6.209
210	21.185	13.87	0.4477	12.07	5.662
240	19.750	11.18	0.5109	11.08	5.203
300	19.865	8.38	0.6402	9.24	4.332
330	20.110	7.33	0.7021	8.45	3.975
360	22.020	6.90	0.7677	7.66	3.603
390	20.295	5.51	0.8300	6.98	3.291
420	21.260	5.00	0.8924	6.36	3.002
480	21.575	3.79	1.0191	5.23	2.473
510	19.730	3.00	1.0818	4.74	2.241

Time in minutes	Weight of the solution	ml KMnO <sub>4</sub> used	$\log \frac{C_0}{C}$	$\frac{C_0 C}{C_0 - C} \log \frac{C_0}{C} \times 10^3$	$\frac{C_0 C}{C_0 - C} \cdot t$
540	20.090	2.62	1.1484	4.26	2.009
570	16.355	1.92	1.1941	3.96	1.894
600	18.220	1.80	1.2681	3.50	1.660
630	18.920	1.62	1.3312	3.16	1.499

Series No: 55\*

HClO<sub>4</sub> : 0.08 M      H<sub>2</sub>O<sub>2</sub> : 0.04863 M  
 pH : 1.125            KMnO<sub>4</sub> : 0.010638 M

TABLE 56

Time in minutes	Weight of the solution	ml KMnO <sub>4</sub> used	$\log \frac{C_0}{C}$	$\frac{C_0 C}{C_0 - C} \log \frac{C_0}{C} \times 10^3$	$\frac{C_0 C}{C_0 - C} \cdot t$
0	21.040	37.72	—	—	—
30	18.790	30.17	0.0480	19.59	12.25
60	20.615	29.65	0.0958	18.46	11.56
90	18.490	23.73	0.1453	17.40	10.78
120	19.165	21.94	0.1949	16.38	10.08
180	19.660	17.90	0.2944	14.45	8.83
210	17.280	14.09	0.3423	13.58	8.33
270	18.380	11.98	0.4395	11.94	7.34
300	17.770	10.31	0.4901	11.15	6.83
330	18.965	9.81	0.5399	10.40	6.37
360	19.435	9.01	0.5875	9.73	5.97
390	19.350	8.03	0.6356	9.09	5.59
420	18.230	6.75	0.6851	8.37	5.14
450	18.825	6.24	0.7332	7.82	4.80
510	18.255	4.80	0.8338	6.80	4.17
570	19.660	4.12	0.9323	5.86	3.59
630	21.950	3.69	1.0280	5.05	3.10
690	17.610	2.37	1.1246	4.34	2.67
720	19.340	2.33	1.1727	4.01	2.47
750	18.770	2.04	1.2175	3.73	2.36

Series No: 56\*

HClO<sub>4</sub> : 0.10 M      H<sub>2</sub>O<sub>2</sub> : 0.04750 M  
 pH : 1.034            KMnO<sub>4</sub> : 0.010638 M

TABLE 57

Time in minutes	Weight of the solution	ml KMnO <sub>4</sub> used	$\log \frac{C_0}{C}$	$\frac{C_0 C}{C_0 - C} \log \frac{C_0}{C} \times 10^3$	$\frac{C_0 C}{C_0 - C} \cdot t$
0	20.480	36.53	—	—	—
30	22.045	35.39	0.0458	19.83	12.99
60	21.150	30.60	0.0909	18.89	12.47
90	19.740	25.71	0.1366	17.81	11.73
120	20.345	23.77	0.1837	16.82	10.99
180	21.440	20.24	0.2763	14.98	9.76

Time in minutes	Weight of the solution	ml $\text{KMnO}_4$ used	$\log \frac{C_0}{C}$	$\frac{C_0 C}{C_0 - C}$	$\log \frac{C_0}{C} \times 10^3$	$\frac{C_0 C}{C_0 - C} \cdot t$
210	21.570	18.35	0.3215	14.14	9.24	9.24
270	23.460	16.17	0.4129	12.54	8.20	8.20
300	18.050	11.26	0.4563	11.83	7.78	7.78
330	19.020	10.26	0.5044	11.08	7.25	7.25
360	21.850	11.00	0.5484	10.43	6.85	6.85
390	20.300	9.19	0.5955	9.76	6.40	6.40
420	21.295	8.70	0.6401	9.15	6.02	6.02
450	23.940	8.76	0.6879	8.53	5.60	5.60
510	20.070	5.97	0.7789	7.47	4.90	4.90
570	18.870	4.55	0.8691	6.53	4.30	4.30
630	22.705	4.22	0.9626	6.02	3.95	3.95
690	22.295	3.53	1.0517	4.93	3.24	3.24
720	21.750	3.09	1.0988	4.57	3.01	3.01

Series No: 57

$\text{HClO}_4$  : 0.10 M     $\text{H}_2\text{O}_2$  : 0.04822 M  
 pH : 1.034         $\text{KMnO}_4$ : 0.010856 M

TABLE 58

Time in minutes	Weight of the solution	ml $\text{KMnO}_4$ used	$\log \frac{C_0}{C}$	$\frac{C_0 C}{C_0 - C}$	$\log \frac{C_0}{C} \times 10^3$	$\frac{C_0 C}{C_0 - C} \cdot t$
0	21.990	39.19	—	—	—	—
30	20.395	33.17	0.0398	19.61	14.78	14.78
60	22.935	34.15	0.0781	18.73	14.39	14.39
90	21.830	29.69	0.1174	17.87	13.70	13.70
120	23.620	29.40	0.1559	17.04	13.12	13.12
180	21.330	22.11	0.2354	15.45	11.81	11.81
210	21.600	20.43	0.2752	14.69	11.21	11.21
270	20.245	15.90	0.3559	13.24	10.05	10.05
300	20.260	14.59	0.3935	12.60	9.61	9.61
330	19.035	12.50	0.4336	11.94	9.09	9.09
360	20.960	12.60	0.4720	11.34	8.65	8.65
390	18.295	10.01	0.5128	10.73	8.16	8.16
420	21.490	10.72	0.5530	10.15	7.71	7.71
510	21.425	8.10	0.6734	8.56	6.48	6.48
570	19.715	6.29	0.7471	7.69	5.87	5.87
630	17.240	4.55	0.8295	6.80	5.17	5.17
690	19.295	4.21	0.9122	6.17	4.67	4.67
720	19.325	3.86	0.9505	5.65	4.28	4.28
750	20.640	3.78	0.9882	5.34	4.06	4.06

Series No: 58\*

$\text{HClO}_4$  : 0.12 M     $\text{H}_2\text{O}_2$  : 0.04722 M  
 pH : 0.960         $\text{KMnO}_4$  : 0.010638 M

TABLE 59

Time in minutes	Weight of the solution	ml KMnO <sub>4</sub> used	$\log \frac{C_0}{C}$	$\frac{C_0 C}{C_0 - C} \log \frac{C_0}{C} \times 10^3$	$\frac{C_0 C}{C_0 - C} t$
0	20.880	37.50	—	—	—
30	22.120	36.33	0.0388	20.21	15.63
60	20.710	31.35	0.0742	19.37	15.67
90	19.210	26.72	0.1110	18.50	15.00
120	18.470	23.59	0.1482	17.71	14.34
180	16.150	17.37	0.2227	16.14	13.04
210	18.390	18.18	0.2593	15.42	12.49
270	19.270	16.03	0.3342	14.01	11.32
300	19.710	14.97	0.3738	13.30	10.67
330	20.490	14.32	0.4099	12.68	10.21
360	19.695	12.60	0.4483	12.04	9.67
390	17.280	10.19	0.4837	11.49	9.26
420	19.655	10.62	0.5217	10.90	8.79
450	20.040	9.94	0.5588	10.35	8.34
510	18.270	7.62	0.6341	9.31	7.49
570	19.090	6.74	0.7046	8.39	6.77
630	20.135	5.96	0.7830	7.50	6.03
690	18.615	4.62	0.8595	6.69	5.37
720	20.720	4.75	0.8940	6.35	5.11

Series No: 59

HClO<sub>4</sub> : 0.12 M      H<sub>2</sub>O<sub>2</sub> : 0.04855 M  
 pH : 0.960          KMnO<sub>4</sub> : 0.010856 M

In the figures 1 to 4  $\log \frac{C_0}{C}$  is plotted against time for experiments Nos. 2, 14, 24, and 32 (chloride solutions) and in figures 5 to 8 the same is plotted for experiments 34, 43, 52 and 59 (perchlorate solutions). The acidities in experiments 2, 14, 24, 32 correspond to those in 34, 43, 52, 59. The scale for  $\log \frac{C_0}{C}$  is the same in all graphs, but the time scale varies. Through the experimental points smooth curves are drawn. If the reactions were of the first order in hydrogen peroxide, the curves should be straight lines. Instead of this it is beyond doubt that the  $\log \frac{C_0}{C}$  — time curves in most experiments deviate from straight lines and definitely not only in the final stages of the reaction, but during the whole course of the reaction. Of the 8 graphs presented, only series 59 (Figure 8)

shows strictly first order behaviour. All the figures, except No. 8, have a straight line drawn tangentially to the curve at the origin of the coordinates. This tangent has been obtained from the plotting of the data according to ANDERSEN, as explained later. It represents the connection between  $\log \frac{C}{C_0}$  and time in the case of a strictly first order reaction with the velocity constant corresponding to that at the time  $t = 0$ .

To test the equation proposed by ANDERSEN,  $\frac{C_0 C}{C_0 - C} \cdot t$  (ordinate) was plotted against  $\frac{C_0 C}{C_0 - C} \log \frac{C_0}{C}$  (absciss) These graphs are represented in the figures 9 to 66. (\*\*). Every figure corresponds to one series of experiments, with the exception of figure 23 which contains series 15 and 16. All experimental points given in tables 1 to 59 are drawn. On these graphs the scale on absciss axis is always the same while the scale on the ordinate axis varies according to the series.

---

(\*\*) Due to the limited space these figures are omitted, in order to give an idea, only Fig. 9 is shown.

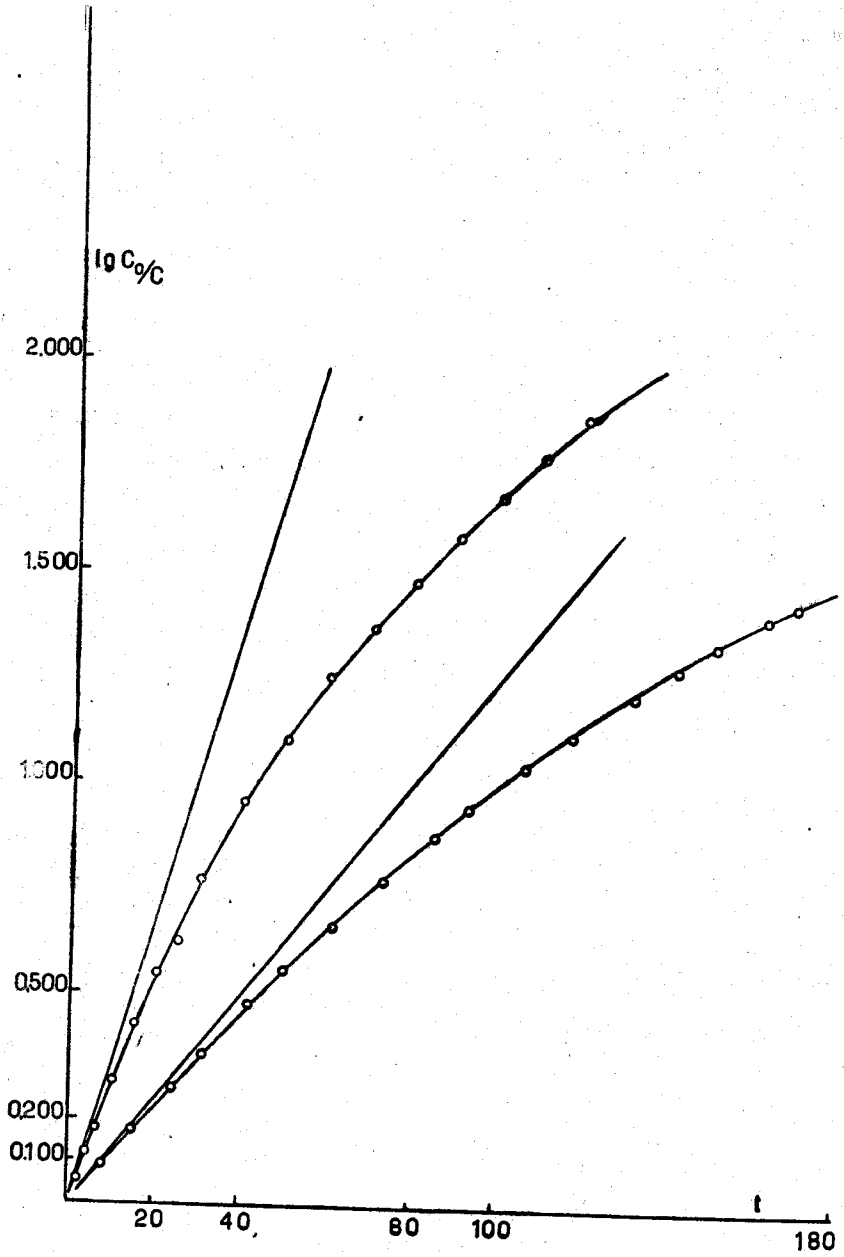


Fig. 1, Fig. 2

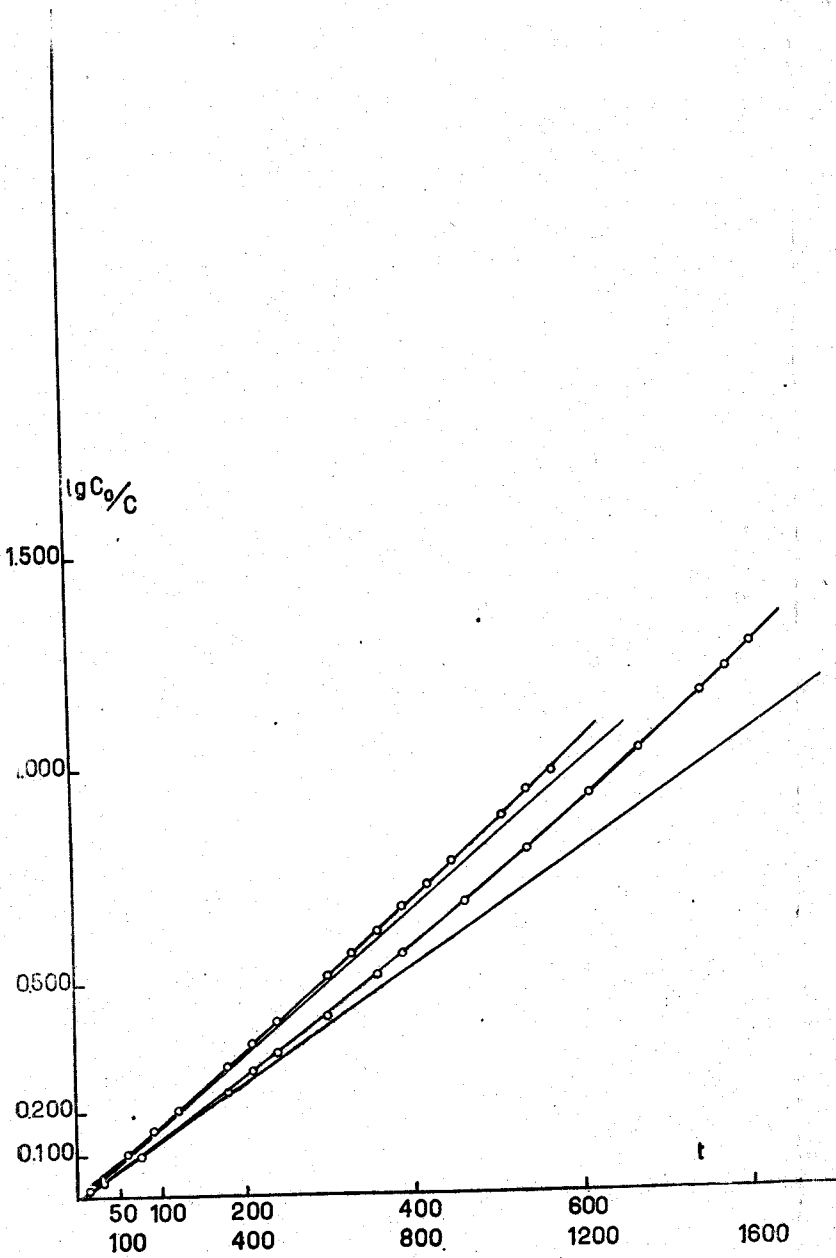


Fig. 3, Fig. 4

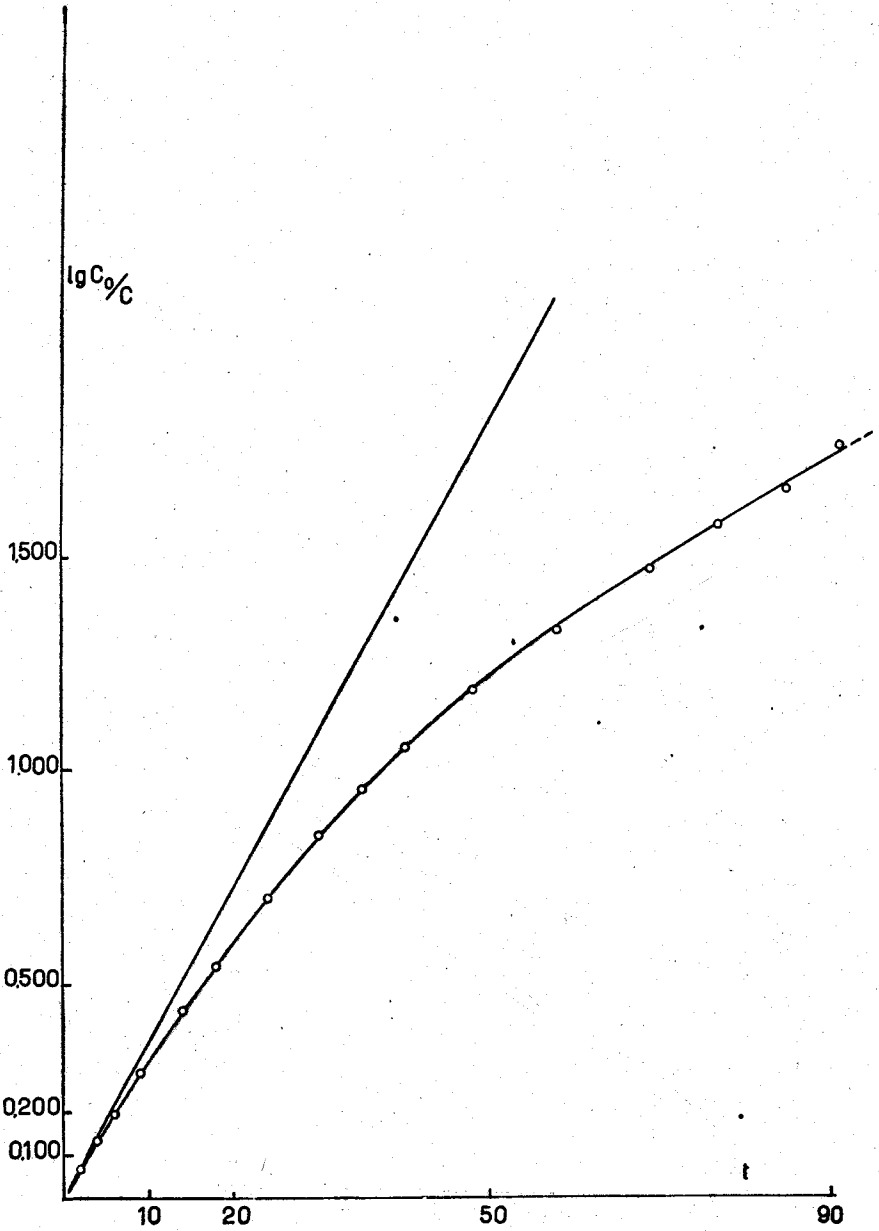


Fig. 5



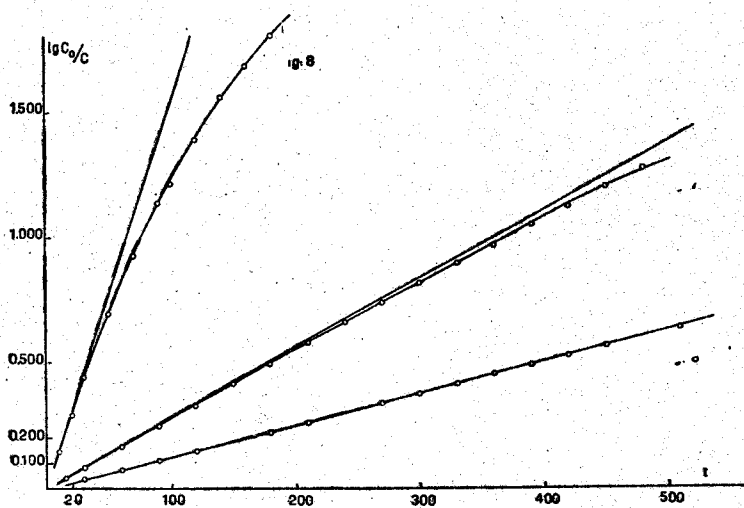


Fig. 6, Fig. 7, Fig. 8

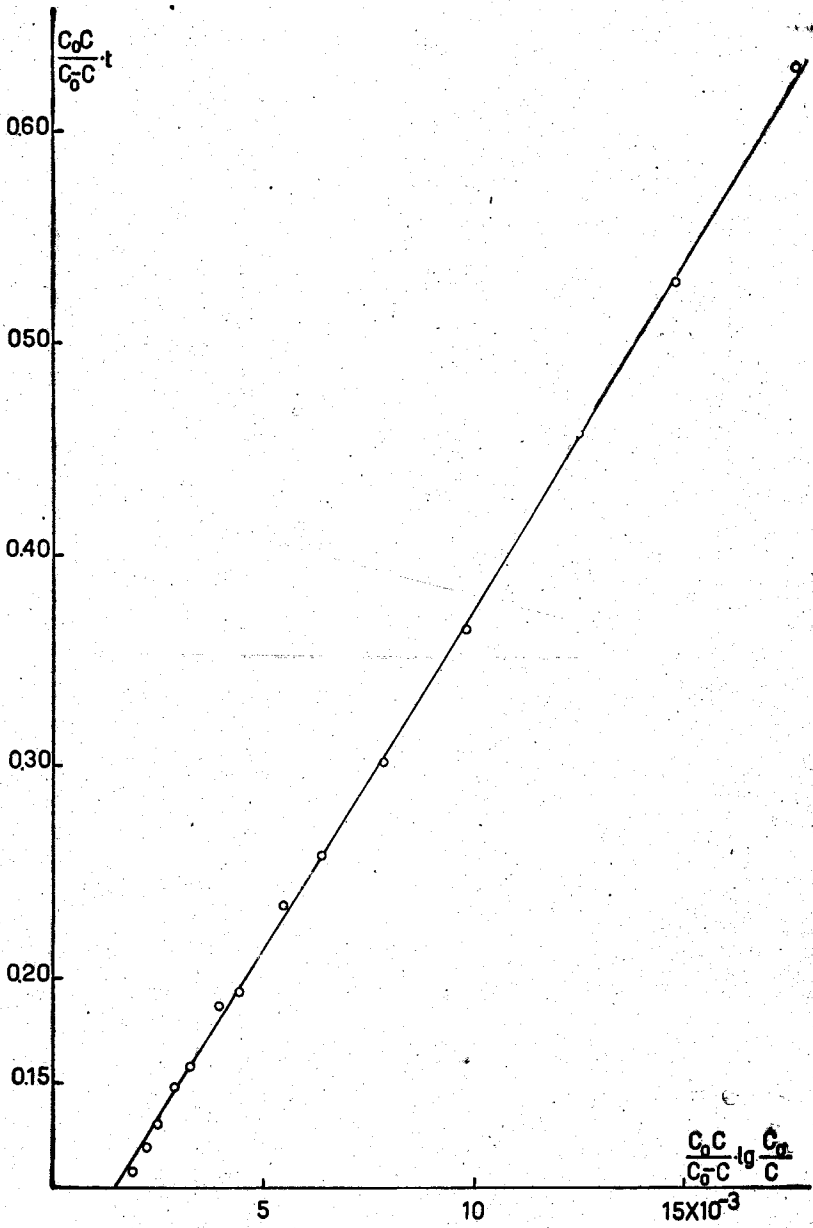


Fig. 9

TABLE 60

Number of series	A' $\times 10^3$ in moles/litre	B' $\times 10^2$ in min <sup>-1</sup>	1/B'	Number of determ. in a series	$a_{H^+} = 10^{-pH}$
1	1.76	3.158	31.67	14	$3.35 \times 10^{-3}$
2	2.08	3.401	29.40	17	
3	1.87	3.288	30.41	16	
4 <sup>a</sup>	1.81	3.858	25.92	19	
5	1.86	2.783	35.93	13	$3.89 \times 10^{-3}$
6	1.39	2.821	35.46	14	
7	1.62	2.826	35.39	17	
8	1.79	2.932	34.11	17	
9 <sup>a</sup>	2.35	3.559	28.10	20	
10	1.53	1.986	50.35	16	$6.03 \times 10^{-3}$
11 <sup>a</sup>	1.81	2.411	41.48	19	
12	1.44	1.298	77.04	11	$10.2 \times 10^{-3}$
13	1.70	1.310	76.34	14	
14	1.27	1.252	81.73	17	
15,16	1.42	1.296	77.16	17	
17	0.60	0.630	158.7	12	$18.6 \times 10^{-3}$
18	0.65	0.639	156.5	11	
19	0.92	0.672	148.8	11	
20 (volume)	0.21	0.287	348.4	20	$36.1 \times 10^{-3}$
21	0.22	0.294	340.1	20	
22	0.17	0.289	346.0	16	
23	0.20	0.288	347.2	15	
24	-0.10	0.169	591.7	16	$53.2 \times 10^{-3}$
25	-0.07	0.168	595.2	17	
26 (volume)	-0.87	0.112	892.9	10	$70.2 \times 10^{-3}$
27	-0.35	0.119	840.3	14	
28	-0.26	0.117	854.7	18	
29	-0.24	0.116	862.1	18	
30	-0.58	0.0839	1192	16	$86.9 \times 10^{-3}$
31	-0.56	0.0845	1183	16	
32	-0.57	0.0670	1493	16	$103.5 \times 10^{-3}$
33	-0.63	0.0665	1504	16	

TABLE 61

Number of series	A' $\times 10^3$ in moles/litre	B' $\times 10^2$ in min <sup>-1</sup>	1/B'	Number of determ. in a series	$a_{H^+} = 10^{-pH}$
34	1.69	3.654	27.37	16	$3.47 \times 10^{-3}$
35	1.64	3.605	27.74	17	
36 <sup>a</sup>	1.89	4.301	23.25	15	
37	1.40	3.116	32.09	16	$4.17 \times 10^{-3}$

38	1.47	3.181	31.44	17	
39*	1.62	3.767	26.55	17	
40	1.24	2.347	42.61	16	$6.46 \times 10^{-3}$
41	1.25	2.365	42.28	16	
42	0.97	1.563	63.98	14	$10.7 \times 10^{-3}$
43	0.85	1.531	65.32	14	
44	0.47	0.851	117.5	15	$20.3 \times 10^{-3}$
45	0.47	0.838	119.3	15	
46*	0.39	0.930	107.5	15	
47*	0.37	0.923	108.3	15	
48	0.14	0.422	237.0	13	$39.0 \times 10^{-3}$
49	0.17	0.426	234.7	13	
50*	0.18	0.465	215.1	21	
51*	0.19	0.461	216.9	21	
52	0.09	0.275	363.6	17	$57.2 \times 10^{-3}$
53*	0.14	0.297	336.7	17	
54	0.00	0.197	507.6	19	$75.0 \times 10^{-3}$
55*	0.00	0.212	471.7	19	
56*	0.00	0.162	617.3	19	$92.5 \times 10^{-3}$
57	0.00	0.152	657.9	18	
58*	0.00	0.130	769.2	18	$109.6 \times 10^{-3}$
59	0.00	0.124	806.5	18	

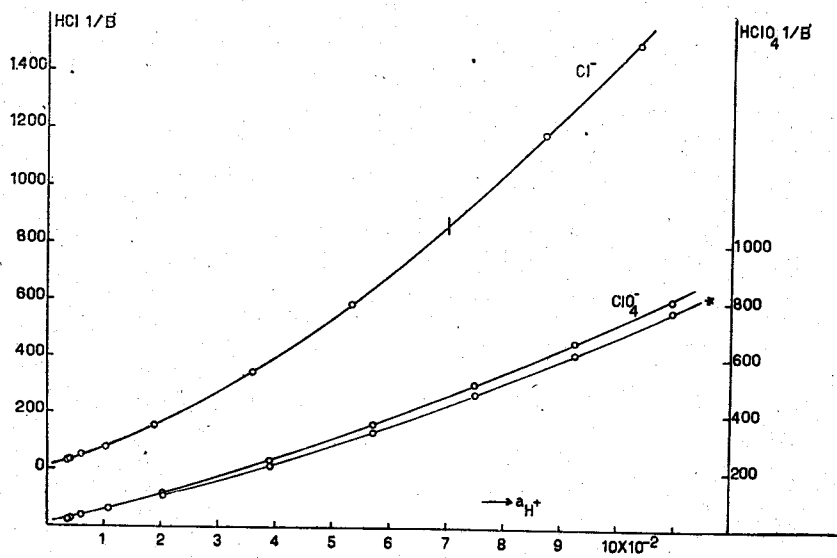


Fig. 67

From these straight lines, the constants A' and B' of the ANDERSEN equation were calculated and their values are also included in the figures. These values together with the values for  $\frac{1}{B}$  the number of determinations in one series and the hydrogen ion activity are given in table 60 for chloride and in the table 61 for perchlorate solutions.

Careful examination of all these figures shows that the straight line could be drawn practically unambiguously through the experimental points. The higher the acidity of the solution — the lower the reaction velocity — the nearer are all the points to a straight line. In the early stages of the reaction (the points in the upper right of the figures 9 to 66) the largest deviations from the straight line occurs, which is explained by the small errors in timing of the sampling so that full minutes resulted. And here too the high reaction velocity — high pH — brings the most marked deviations. But there is, however, no indication of a systematic deviation.

The experiments in the chloride solutions in the high conversion ranges (more than 96% conversion) which were achieved only at the highest pH values investigated, show systematic deviations for  $\frac{C_0 C}{C_0 - C} \log \frac{C_0}{C}$  values smaller than 2.0 to 2.5. (When  $C_0 = 0.0450$  moles/litre then for 96% conversion  $\frac{C_0 C}{C_0 - C} \log \frac{C_0}{C} = 2.62 \times 10^{-3}$  and for 98 % conversion  $\frac{C_0 C}{C_0 - C} \log \frac{C_0}{C} = 1.56 \times 10^{-3}$ ). This is clearly indicated in the figures 9 to 17 representing series 1 to 9. The deviation is in the sense that the found decomposition was bigger than expected from the straight line through the experimental points at lower degree of decompositions. Series 10 and 11 as well as 15 and 16 tend to show the same behaviour. Series 12 to 14, 17 to 19 and 24 to 26 were not followed to such a high degree of conversion and no conclusion can be drawn about their behaviour at high degrees of hydrogen peroxide decomposition. Series 20 to 23 do not show any deviation from straight lines for any degree of decomposition. From some series between 27 and 33 we might conclude that a slight deviation in the opposite sense occurred, i.e. the

decomposition at high degrees of conversion was lower than that calculated from the straight line relationship.

Values for B' as obtained from the figures are decreasing systematically with increasing acidity of the solutions. The values for A' decrease from  $1.90 \times 10^{-3}$  (mole/litre) at pH = 2.47<sup>5</sup>, pass between pH = 1.442 and pH = 1.274 through zero and reach the value of  $A' = -0.60 \times 10^{-3}$  (mole/litre) at the highest pH (= 0.985). Zero value for A' means that the reaction of hydrogen peroxide decomposition is strictly of first order in H<sub>2</sub>O<sub>2</sub>.

With perchlorate solutions we meet mainly with the same behaviour. Series 34, 35 and 37 to 43 show similar deviations from the straight line relationship at high degrees of decomposition as in the series with the corresponding pH having chloride ions as anions. All experiments from series 54 onwards are strictly of first order in hydrogen peroxide — the constant A' being zero. It does not acquire negative values in the investigated acidity range in contrast to the chloride solutions.

In every instance the rate of the decomposition in solutions where hydrogen peroxide with no trace of sulphate was used is higher than in the solutions of the same pH but using hydrogen peroxide which contained traces of sulphate.

From the comparison of tables 60 and 61 the conclusion must be reached that the rate of the decomposition in perchlorate solutions is higher than in the chloride solutions. The difference in B' is  $\frac{3.630 - 3.282}{3.282} = \frac{0.348}{3.282}$  or a little over 10 % at the highest pH of the solutions, but this difference increases with increasing acidity and the difference between experiments 32, 33 and 59 is  $\frac{0.124 - 0.0668}{0.0668} = \frac{0.0572}{0.0668} = 85\%$ . This shows the specific effect of anions present, upon the reaction.

The fact that the kinetic equation of ANDERSEN is fulfilled to a high degree of accuracy cannot be interpreted, however, in the sense that the reaction mechanism proposed by ANDERSEN — or as modified by CHRISTIANSEN and ANDERSEN — represents the true state of affairs. This conclusion must be reached by the following reasoning. The dependence of A' on hydrogen ion concentration (identifying

for simplicity activity with concentration) at constant ferric ion concentration is given by (III) as  $A' = \text{const.} \frac{C_{H^+}}{K_{Fe} + C_{H^+}}$ . In perchlorate solutions the lowest  $C_{H^+}$  is  $3.5 \times 10^{-3}$  (moles/litre) and the highest  $110 \times 10^{-3}$  (moles/litre). With  $K_{Fe} = 6.5 \times 10^{-3}$  (18)  $A'$  should increase - were the CHRISTIANSEN and ANDERSEN reaction scheme right - from  $0.35 \times \text{const.}$  to  $0.94 \times \text{const.}$  in this acidity interval. Instead of the required increase  $A'$  shows the opposite behaviour - it decreases to zero. ANDERSEN himself uses for  $K_{Fe}$  the value of  $2.0 \times 10^{-3}$ , but this changes only the numerical value of the constants. The discrepancy between expectation and reality remains.

The ANDERSEN - CHRISTIANSEN reaction scheme imposes on  $B'$  the requirement that its reciprocal value should change linearly with  $C_{H^+}$ . It should be  $\frac{1}{B'} = m + nC_{H^+}$  - where  $m$  and  $n$  are constants that are positive. The graph of  $\frac{1}{B'}$  against  $a_{H^+}$  in Fig. 67 shows that only at high activity of hydrogen ions the linear relationship is valid, but in this case the constant  $m$  is negative.

#### SUMMARY

We may conclude that the reaction of the catalytic decomposition of hydrogen peroxide in the investigated pH-interval, with chloride and perchlorate ions as anions, at constant concentration of ferric salts:

(1) Is not of first order in hydrogen peroxide at most of the hydrogen ion concentrations of the solutions. In the case of perchlorate the decompositions is of first order in acid solutions with  $\text{pH} \leq 1.13$ . In chloride solutions the reaction is of first order only in a very narrow pH-interval.

(2) Shows a specific influence of anions not only in the way mentioned in the foregoing paragraph, but with increasing acidity the reaction in chloride solutions is retarded considerably more than in corresponding perchlorate solutions.

(3) Shows deviations from first order during the whole course of decomposition and not only in the early stages of it.

(4) Can be represented formally by the kinetic equation proposed

by ANDERSEN. The constant  $A'$  decreases with an increase in the acidity of the solution.

(5) Shows that  $\frac{1'}{B}$  does not depend linearly upon the concentration of hydrogen ion.

#### REFERENCES

1. BERTALAN, von, J. Z. physikal. Chemie 95. 328 (1920)
2. BOHNSON, van L., ROBERTSON, A. C., J. Am. Chem. Soc. 45. 2493 (1923).
3. SPITALSKY, E., PETIN, N. Z. physikal. Chemie 113. 161 (1924)
4. SIMON, A., HAUFE, W., REETZ, Th., PREISSLER, R., Z. anorg. allg. Chemie 230. 129 (1936).
5. ANDERSEN, V.S., Acta Chem. Scandinavica 2. 1. (1948).
6. PETERSON, S., J. Am. Chem. Soc. 73. 3521 (1951).
7. ANDERSEN, V. S., Acta Chem. Scandinavica 5. 1406 (1951).
8. ABEL, E. Monatsh. 82. 1104 (1951)
9. ONAT, E., PARTS, A. G., Austr. Journal of Science 15, No. 1. 30 (1952).
10. MEDALIA, A. I., KOLTHOFF, I. M., J. polym. Science 4. 377 (1949)
11. BRAY, W. C., GORIN, M. H., J. Am. Chem. Soc. 54. 2124 (1932).
12. HABER, F., WEISS, J., Proc. Roy. Soc. (London) A 147. 332 (1934)
13. WEISS, J., Experientia 7. 135 (1951)
14. BARB, W. G., BAXENDALE, J. H., GEORGE, P., HARGRAVE K. R., Trans. Far. Soc. 47. 591 (1951).
15. ABEL, E., Monatsh. 79. 457 (1948).
16. CHRISTIANSEN, J. A., ANDERSEN, V. S., Acta Chem. Scandinavica 4. 1538 (1950)
17. LINDSTRAND, F., Z. anorg. allg. Chemie 230. 187 (1936).
18. SIDALL, T. H. III, Vosburgh, W. C. J. Am. Chem. Soc. 73. 4270 (1951).

*(Manuscript received 11/1/1952)*