

Smarandache Curves of a Spacelike Curve lying on Unit dual Lorentzian Sphere \tilde{S}_1^2

Tanju KAHRAMAN^{1*}, Hasan Hüseyin UĞURLU²

¹Celal Bayar University, Department of Mathematics, Faculty of Science and Arts, Manisa, Türkiye,
tanju.kahraman@cbu.edu.tr

²Gazi University, Gazi Education Faculty, Department of Mathematics Education, Ankara, Türkiye,
hugurlu@gazi.edu.tr

*Corresponding author / İletişimden sorumlu yazar

Received: 8th July 2015

Accepted: 14th December 2015

DOI: <http://dx.doi.org/10.18466/cbujos.11586>

Abstract

In this paper, we give Darboux approximation for dual Smarandache curves of spacelike curve on unit dual Lorentzian sphere \tilde{S}_1^2 . Firstly, we define the types of dual Smarandache curves of a spacelike curve $\tilde{\alpha}(s)$ lying on dual Lorentzian sphere \tilde{S}_1^2 . Then, we obtain the relationships between the dual curvatures of spacelike curve $\tilde{\alpha}(s)$ and its dual Smarandache curves. Finally, we give an example for Smarandache curves of a spacelike curve on unit dual Lorentzian sphere \tilde{S}_1^2 .

Keywords – Darboux approach, E. Study Mapping, Smarandache curve, Unit dual Lorentzian sphere.

\tilde{S}_1^2 Birim Dual Lorenziyen Küre Üzerindeki Spacelike Bir Eğrinin Smarandache Eğrileri

Özet

Bu çalışmada \tilde{S}_1^2 birim dual Lorenziyen küre üzerindeki spacelike bir eğrinin Darboux yaklaşımını vereceğiz. İlk olarak, birim dual Lorenziyen küre üzerindeki bir $\tilde{\alpha}(s)$ eğrisinin dual Smarandache eğri tiplerini tanımlarız. Daha sonra, bu $\tilde{\alpha}(s)$ dual eğri ve dual Smarandache eğrilerinin dual eğrilikleri arasındaki ilişkileri elde ederiz. Son olarak, \tilde{S}_1^2 üzerindeki bir dual spacelike eğrinin dual Smarandache eğrileri için bir örnek veririz.

Anahtar Kelimeler – Darboux Yaklaşımı, E. Study Dönüşümü, Smarandache eğri, Birim dual Lorenziyen küre.

1 Introduction

In the dual Lorentzian space D_1^3 , a differentiable spacelike curve lying fully on unit dual Lorentzian sphere \tilde{S}_1^2 represents a timelike ruled surface which is

a surface generated by moving of a spacelike line L along a curve $\alpha(s)$ in E_1^3 and has the parametrization $\tilde{\varphi}(s,u) = \tilde{\alpha}(s) + u\tilde{l}(s)$, where $\tilde{\alpha}(s)$ is called generating curve and $\tilde{l}(s)$, the direction of the space-

like line L , is called ruling.

In the study of the fundamental theory and the characterizations of space curves, the special curves are an important problem. The most mathematicians studied the special curves such as Mannheim curves and Bertrand curves. Recently, a new special curve which is called Smarandache curve is defined by Turgut and Yilmaz in Minkowski space-time [9]. Ali have studied Smarandache curves in the Euclidean 3-space E^3 [1]. Then, Kahraman and Uğurlu have studied dual Smarandache curves of lying curves on unit dual sphere \tilde{S}^2 in dual space D^3 [5].

In this paper, we give Darboux approximation for dual Smarandache curves of spacelike curve on unit dual Lorentzian sphere \tilde{S}_l^2 . Firstly, we define the types of dual Smarandache curves of a dual spacelike curve $\tilde{\alpha}(s)$ on \tilde{S}_l^2 . Then, we obtain the relationships between the dual curvatures of dual spacelike curve $\tilde{\alpha}(s)$ and its dual Smarandache curves. Finally, we give an example for Smarandache curves of a spacelike curve on unit dual Lorentzian sphere \tilde{S}_l^2 .

2 Preliminaries

Let \square_1^3 be a 3-dimensional Minkowski space over the field of real numbers \square with the Lorentzian inner product \langle , \rangle given by $\langle \vec{a}, \vec{a} \rangle = -a_1b_1 + a_2b_2 + a_3b_3$, where $\vec{a} = (a_1, a_2, a_3)$ and $\vec{b} = (b_1, b_2, b_3) \in \square_1^3$. A vector $\vec{a} = (a_1, a_2, a_3)$ of \square_1^3 is said to be timelike if $\langle \vec{a}, \vec{a} \rangle < 0$, spacelike if $\langle \vec{a}, \vec{a} \rangle > 0$ or $\vec{a} = 0$, and lightlike (null) if $\langle \vec{a}, \vec{a} \rangle = 0$ and $\vec{a} \neq 0$. Similarly, an arbitrary curve $\vec{\alpha}(s)$ in \square_1^3 is spacelike, timelike or lightlike (null), if all of its velocity vectors $\vec{\alpha}'(s)$ are spacelike, timelike or lightlike (null), respectively [7]. The norm of a vector \vec{a} is defined by $\|\vec{a}\| = \sqrt{|\langle \vec{a}, \vec{a} \rangle|}$. Now, let $\vec{a} = (a_1, a_2, a_3)$ and $\vec{b} = (b_1, b_2, b_3)$ be two vectors in \square_1^3 . Then the Lorentzian cross product of \vec{a} and \vec{b} is given by $\vec{a} \times \vec{b} = (a_2b_3 - a_3b_2, a_1b_3 - a_3b_1, a_2b_1 - a_1b_2)$. By using this definition it can be easily shown that $\langle \vec{a} \times \vec{b}, \vec{c} \rangle = -\det(\vec{a}, \vec{b}, \vec{c})$ [11].

The sets of the unit timelike and unit spacelike vectors are called hyperbolic unit sphere and Lorentzian unit sphere, respectively, and denoted by $H_0^2 = \{ \vec{a} = (a_1, a_2, a_3) \in \square_1^3 : \langle \vec{a}, \vec{a} \rangle = -1 \}$ and $S_1^2 = \{ \vec{a} = (a_1, a_2, a_3) \in \square_1^3 : \langle \vec{a}, \vec{a} \rangle = 1 \}$, respectively [11].

Let $D = \square \times \square = \{ \vec{a} = (a, a^*) : a, a^* \in \square \}$ be the set of pairs (a, a^*) . For $\vec{a} = (a, a^*)$, $\vec{b} = (b, b^*) \in D$ the following operations are defined on D :

$$\text{Equality} \quad : \vec{a} = \vec{b} \Leftrightarrow a = b, a^* = b^*$$

$$\text{Addition} \quad : \vec{a} + \vec{b} = (a + b, a^* + b^*)$$

$$\text{Multiplication} \quad : \vec{a}\vec{b} = (ab, ab^* + a^*b)$$

Then the element $\varepsilon = (0, 1) \in D$ satisfies following relationships $\varepsilon \neq 0$, $\varepsilon^2 = 0$, $\varepsilon 1 = 1\varepsilon = \varepsilon$.

Let consider the element $\vec{a} \in D$ of the form $\vec{a} = (a, 0)$. Then the mapping $f : D \rightarrow \square$, $f(a, 0) = a$ is an isomorphism. So, we can write $a = (a, 0)$. By the multiplication rule we have that $\vec{a} = a + \varepsilon a^*$. Then $\vec{a} = a + \varepsilon a^*$ is called dual number and ε is called unit dual. Thus the set of dual numbers is given by $D = \{ \vec{a} = a + \varepsilon a^* : a, a^* \in \square, \varepsilon^2 = 0 \}$. The set D forms a commutative group under addition. The associative laws hold for multiplication. Dual numbers are distributive and form a ring over the real number field [4].

Dual function of dual number presents a mapping of a dual numbers space on itself. Properties of dual functions were thoroughly investigated by Dimentberg [3]. He derived the general expression for dual analytic (differentiable) function as follows $f(\vec{x}) = f(x + \varepsilon x^*) = f(x) + \varepsilon x^* f'(x)$, where $f'(x)$ is derivative of $f(x)$ and $x, x^* \in \square$. This definition allows us to write the dual forms of some well-known functions as follows

$$\begin{cases} \cosh(\vec{x}) = \cosh(x + \varepsilon x^*) = \cosh(x) + \varepsilon x^* \sinh(x), \\ \sinh(\vec{x}) = \sinh(x + \varepsilon x^*) = \sinh(x) + \varepsilon x^* \cosh(x). \end{cases}$$

Let $D^3 = D \times D \times D$ be the set of all triples of dual numbers, i.e., $D^3 = \{ \vec{a} = (\vec{a}_1, \vec{a}_2, \vec{a}_3) : \vec{a}_i \in D, i = 1, 2, 3 \}$. Then the

set D^3 is called dual space. The elements of D^3 are called dual vectors [2,4]. Similar to the dual numbers, a dual vector \tilde{a} may be expressed in the form $\tilde{a} = \bar{a} + \varepsilon \bar{a}^* = (\bar{a}, \bar{a}^*)$, where \bar{a} and \bar{a}^* are the vectors of real space \square^3 . Then for any vectors $\tilde{a} = \bar{a} + \varepsilon \bar{a}^*$ and $\tilde{b} = \bar{b} + \varepsilon \bar{b}^*$ of D^3 , scalar product and cross product are defined by $\langle \tilde{a}, \tilde{b} \rangle = \langle \bar{a}, \bar{b} \rangle + \varepsilon (\langle \bar{a}, \bar{b}^* \rangle + \langle \bar{a}^*, \bar{b} \rangle)$ and $\tilde{a} \times \tilde{b} = \bar{a} \times \bar{b} + \varepsilon (\bar{a} \times \bar{b}^* + \bar{a}^* \times \bar{b})$, where $\langle \bar{a}, \bar{b} \rangle$ and $\bar{a} \times \bar{b}$ are inner product and cross product of the vectors \bar{a} and \bar{b} in \square^3 , respectively.

The norm of a dual vector \tilde{a} is given by $\|\tilde{a}\| = \|\bar{a}\| + \varepsilon \frac{\langle \bar{a}, \bar{a}^* \rangle}{\|\bar{a}\|}$, ($\bar{a} \neq 0$).

A dual vector \tilde{a} with the norm $1 + \varepsilon 0$ is called unit dual vector. The set of unit dual vectors is given by $\tilde{S}^2 = \{ \tilde{a} = (\bar{a}_1, \bar{a}_2, \bar{a}_3) \in D^3 : \langle \tilde{a}, \tilde{a} \rangle = 1 + \varepsilon 0 \}$ and called unit dual sphere (For details [2,4,12]).

The Lorentzian inner product of two dual vectors $\tilde{a} = \bar{a} + \varepsilon \bar{a}^*$, $\tilde{b} = \bar{b} + \varepsilon \bar{b}^* \in D^3$ is defined by $\langle \tilde{a}, \tilde{b} \rangle = \langle \bar{a}, \bar{b} \rangle + \varepsilon (\langle \bar{a}, \bar{b}^* \rangle + \langle \bar{a}^*, \bar{b} \rangle)$, where $\langle \bar{a}, \bar{b} \rangle$ is the Lorentzian inner product of the vectors \bar{a} and \bar{b} in the Minkowski 3-space \square_1^3 . Then a dual vector $\tilde{a} = \bar{a} + \varepsilon \bar{a}^*$ is said to be timelike if \bar{a} is timelike, spacelike if \bar{a} is spacelike or $\bar{a} = 0$ and lightlike (null) if \bar{a} is lightlike (null) and $\bar{a} \neq 0$ [10].

The set of all dual Lorentzian vectors is called dual Lorentzian space and it is defined by $D_1^3 = \{ \tilde{a} = \bar{a} + \varepsilon \bar{a}^* : \bar{a}, \bar{a}^* \in \square_1^3 \}$.

The Lorentzian cross product of dual vectors $\tilde{a}, \tilde{b} \in D_1^3$ is defined by $\tilde{a} \times \tilde{b} = \bar{a} \times \bar{b} + \varepsilon (\bar{a} \times \bar{b}^* + \bar{a}^* \times \bar{b})$, where $\bar{a} \times \bar{b}$ is the Lorentzian cross product in \square_1^3 .

Let $\tilde{a} = \bar{a} + \varepsilon \bar{a}^* \in D_1^3$. Then \tilde{a} is said to be dual timelike (resp. spacelike) unit vector if the vectors \bar{a} and \bar{a}^* satisfy the following equations: $\langle \bar{a}, \bar{a} \rangle = -1$ (resp. $\langle \bar{a}, \bar{a} \rangle = 1$), $\langle \bar{a}, \bar{a}^* \rangle = 0$.

The set of all dual timelike unit vectors is called the

dual hyperbolic unit sphere, and is denoted by \tilde{H}_0^2 ,

$$\tilde{H}_0^2 = \{ \tilde{a} = (\bar{a}_1, \bar{a}_2, \bar{a}_3) \in D_1^3 : \langle \tilde{a}, \tilde{a} \rangle = -1 + \varepsilon 0 \}$$

Similarly, the set of all dual spacelike unit vectors is called the dual Lorentzian unit sphere, and is denoted by $\tilde{S}_1^2, \tilde{S}_1^2 = \{ \tilde{a} = (\bar{a}_1, \bar{a}_2, \bar{a}_3) \in D_1^3 : \langle \tilde{a}, \tilde{a} \rangle = 1 + \varepsilon 0 \}$.

(For details see [10]).

3 Dual Representation and Dual Darboux Frame of a Spacelike Ruled Surface with Space-like Ruling

In the Minkowski 3-space \square_1^3 , there exists a one-to-one correspondence between the spacelike vectors of unit dual Lorentzian sphere \tilde{S}_1^2 and the directed spacelike lines of the Minkowski space \square_1^3 [10]. This correspondence is known as E. Study Mapping. By the aid of this correspondence, the geometry of timelike ruled surfaces is represented by the geometry of dual spacelike curves lying on the unit dual Lorentzian sphere \tilde{S}_1^2 .

Let now (\tilde{e}) be a dual spacelike curve lying on \tilde{S}_1^2 represented by the unit dual spacelike vector $\tilde{e}(u) = \bar{e}(u) + \varepsilon \bar{e}^*(u)$. Then, the given dual curve (\tilde{e}) corresponding to the timelike ruled surface $\varphi_e = \bar{c}(s) + v\bar{e}(s)$ may be represented by $\tilde{e}(s) = \bar{e} + \varepsilon \bar{c} \times \bar{e}$, where $\langle \bar{e}, \bar{e} \rangle = -1$, $\langle \bar{e}', \bar{e}' \rangle = 1$, $\langle \bar{c}', \bar{e}' \rangle = 0$ and \bar{c} is the position vector of the striction curve.

The derivatives of the vectors of dual frame $\{ \tilde{e}, \tilde{t}, \tilde{g} \}$ of a timelike ruled surface are given as follows,

$$\frac{d\tilde{e}}{ds} = \tilde{t}, \quad \frac{d\tilde{t}}{ds} = -\tilde{e} + \bar{\gamma} \tilde{g}, \quad \frac{d\tilde{g}}{ds} = \bar{\gamma} \tilde{t}, \quad (1)$$

and called dual Darboux formulae of timelike ruled surface \tilde{e} (or φ_e). Then the dual Darboux vector of the trihedron is $\tilde{d} = \bar{\gamma} \tilde{e} - \tilde{g}$.

Dual curvature of the ruled surface is

$$\bar{\gamma} = \gamma + \varepsilon (\delta + \gamma \Delta) \quad (2)$$

where γ is conical curvature, $\Delta = \det(\bar{c}', \bar{e}, \bar{t})$ and $\delta = \langle \bar{c}', \bar{e} \rangle$.

The functions $\gamma(s)$, $\delta(s)$ and $\Delta(s)$ are the invariants of the timelike ruled surface φ_e . They determine the timelike ruled surface uniquely up to its position in the space. For example, if $\delta = \Delta = 0$ we have \vec{c} is constant. It means that the timelike ruled surface φ_e is a timelike cone.

Dual radius of curvature of dual spacelike curve lying on \tilde{S}_1^2 (timelike ruled surface) $\tilde{e}(s)$ is can be calculated analogous to common Lorentzian differential geometry of curves as follows

$$\bar{R} = \frac{\left\| \frac{d\tilde{e}}{ds} \right\|^3}{\left\| \frac{d\tilde{e}}{ds} \times \frac{d^2\tilde{e}}{ds^2} \right\|} = \frac{1}{\sqrt{|\bar{\gamma}^2 - 1|}}. \tag{3}$$

The unit vector \tilde{d}_o with the same sense as the Darboux vector $\tilde{d} = \bar{\gamma}\tilde{e} - \tilde{g}$ is given by

$$\tilde{d}_o = \frac{\bar{\gamma}}{\sqrt{|\bar{\gamma}^2 - 1|}} \tilde{e} - \frac{1}{\sqrt{|\bar{\gamma}^2 - 1|}} \tilde{g}. \tag{4}$$

Then, the dual angle between \tilde{d}_o and \tilde{e} satisfies the followings,

$$\cosh \bar{\rho} = \frac{\bar{\gamma}}{\sqrt{1 + \bar{\gamma}^2}}, \quad \sinh \bar{\rho} = \frac{-1}{\sqrt{|\bar{\gamma}^2 - 1|}} \tag{5}$$

where $\bar{\rho}$ is the dual spherical radius of curvature. Hence,

$$\bar{R} = -\sinh \bar{\rho} \quad \text{and} \quad \bar{\gamma} = -\coth \bar{\rho}, \tag{6}$$

[8].

4 Smarandache Curves of a Spacelike Curve lying on \tilde{S}_1^2

In this section, we first define the four different types of the Smarandache curves of a dual spacelike curve lying on unit dual Lorentzian sphere in D_1^3 . Then by the aid of dual Darboux frame, we give the characterizations between these dual spacelike curve $\tilde{\alpha}(\bar{s})$ (or timelike ruled surfaces) and its Smarandache curves. Since dual spherical curves correspond to timelike or spacelike ruled surfaces, the dual Smarandache curves can be also called Smarandache ruled surfaces. Then, using the found results and relationships we study the developable of the corresponding ruled surface and its

Smarandache ruled surface.

4.1. Smarandache $\tilde{e}\tilde{g}$ -curves of a spacelike curve lying on \tilde{S}_1^2

Definition 4.1. Let $\tilde{\alpha} = \tilde{\alpha}(\bar{s})$ be a unit speed regular dual spacelike curve lying fully on unit dual Lorentzian sphere \tilde{S}_1^2 and $\{\tilde{e}, \tilde{t}, \tilde{g}\}$ be its moving dual Darboux frame. The dual Smarandache curves defined by

$$\text{i) } \tilde{\alpha}_1 = \tilde{e} + \sqrt{2} \tilde{g} \quad \text{ii) } \tilde{\alpha}_2 = \sqrt{2} \tilde{e} + \tilde{g}$$

are called the dual Smarandache $\tilde{e}\tilde{g}$ -curves of dual spacelike curve $\tilde{\alpha}$. Dual curves $\tilde{\alpha}_1$ and $\tilde{\alpha}_2$ fully lies on \tilde{H}_0^2 and \tilde{S}_1^2 , respectively.

Now we can give the relationships between $\tilde{\alpha}$ and its dual Smarandache $\tilde{e}\tilde{g}$ -curves as follows.

Theorem 4.1. Let $\tilde{\alpha} = \tilde{\alpha}(\bar{s})$ be a unit speed regular dual spacelike curve lying on unit dual Lorentzian sphere \tilde{S}_1^2 . Then the relationships between the dual Darboux frames of $\tilde{\alpha}$ and its dual Smarandache $\tilde{e}\tilde{g}$ -curves are given by

$$\begin{aligned} \text{i) } \begin{pmatrix} \tilde{e}_1 \\ \tilde{t}_1 \\ \tilde{g}_1 \end{pmatrix} &= \begin{pmatrix} 1 & 0 & \sqrt{2} \\ 0 & 1 & 0 \\ -\sqrt{2} & 0 & -1 \end{pmatrix} \begin{pmatrix} \tilde{e} \\ \tilde{t} \\ \tilde{g} \end{pmatrix} \\ \text{ii) } \begin{pmatrix} \tilde{e}_2 \\ \tilde{t}_2 \\ \tilde{g}_2 \end{pmatrix} &= \begin{pmatrix} \sqrt{2} & 0 & 1 \\ 0 & 1 & 0 \\ 1 & 0 & \sqrt{2} \end{pmatrix} \begin{pmatrix} \tilde{e} \\ \tilde{t} \\ \tilde{g} \end{pmatrix} \end{aligned} \tag{7}$$

where $\bar{\gamma}$ is as given in (2).

Proof. i) Let us investigate the dual Darboux frame fields of dual Smarandache $\tilde{e}\tilde{g}$ -curve according to $\tilde{\alpha} = \tilde{\alpha}(\bar{s})$. Since $\tilde{\alpha}_1 = \tilde{e}_1$, we have

$$\tilde{e}_1 = \tilde{e} + \sqrt{2} \tilde{g} \tag{8}$$

Differentiating (8) with respect to \bar{s} , we get

$$\frac{d\tilde{e}_1}{d\bar{s}} = \frac{d\tilde{e}_1}{d\bar{s}_1} \cdot \frac{d\bar{s}_1}{d\bar{s}} = \tilde{t}_1 \cdot \frac{d\bar{s}_1}{d\bar{s}} = (1 - \sqrt{2}\bar{\gamma})\tilde{t}$$

and hence

$$\tilde{t}_1 = \tilde{t} \tag{9}$$

where $\frac{d\bar{s}_1}{d\bar{s}} = 1 - \sqrt{2}\bar{\gamma}$. Thus, since $-\tilde{g}_1 = \tilde{e}_1 \times \tilde{t}_1$, we

have

$$\tilde{g}_1 = -\sqrt{2}\tilde{e} - \tilde{g}. \tag{10}$$

From (8)-(10) we have (7).

The proof of the statement (ii) can be given by the same way of the proof of statement (i).

Theorem 4.2. The relationships between the dual Darboux formulae of dual Smarandache $\tilde{e}\tilde{g}$ -curves and dual Darboux frame of $\tilde{\alpha}$ are as follows

$$\text{i) } \begin{pmatrix} \frac{d\tilde{e}_1}{d\tilde{s}_1} \\ \frac{d\tilde{t}_1}{d\tilde{s}_1} \\ \frac{d\tilde{g}_1}{d\tilde{s}_1} \end{pmatrix} = \begin{pmatrix} 0 & 1 & 0 \\ 1-\sqrt{2}\bar{\gamma} & 0 & \bar{\gamma} \\ 0 & \frac{\bar{\gamma}-\sqrt{2}}{1-\sqrt{2}\bar{\gamma}} & 0 \end{pmatrix} \begin{pmatrix} \tilde{e} \\ \tilde{t} \\ \tilde{g} \end{pmatrix} \tag{11}$$

$$\text{ii) } \begin{pmatrix} \frac{d\tilde{e}_2}{d\tilde{s}_2} \\ \frac{d\tilde{t}_2}{d\tilde{s}_2} \\ \frac{d\tilde{g}_2}{d\tilde{s}_2} \end{pmatrix} = \begin{pmatrix} 0 & 1 & 0 \\ -1 & 0 & \bar{\gamma} \\ 0 & \frac{1+\sqrt{2}\bar{\gamma}}{\sqrt{2}+\bar{\gamma}} & 0 \end{pmatrix} \begin{pmatrix} \tilde{e} \\ \tilde{t} \\ \tilde{g} \end{pmatrix}$$

Proof. i) Differentiating (8), (9) and (10) with respect to \bar{s} , we have the desired equation (11).

The proof of the statement (ii) can be given by the same way of the proof of statement (i).

Theorem 4.3. Let $\tilde{\alpha} = \tilde{\alpha}(\bar{s})$ be a unit speed regular dual spacelike curve on unit dual Lorentzian sphere \tilde{S}_1^2 . Then the relationships between the dual curvatures of $\tilde{\alpha}$ and its dual Smarandache $\tilde{e}\tilde{g}$ -curves are given by

$$\text{i) } \bar{\gamma}_1 = \frac{\bar{\gamma}-\sqrt{2}}{1-\sqrt{2}\bar{\gamma}} \quad \text{ii) } \bar{\gamma}_2 = \frac{1+\sqrt{2}\bar{\gamma}}{\sqrt{2}+\bar{\gamma}}. \tag{12}$$

Proof. i) Since $\frac{d\tilde{g}_1}{d\tilde{s}_1} = \bar{\gamma}_1 \tilde{t}_1$, from (9) and (11), we get dual curvature of the curve $\tilde{\alpha}_1(\bar{s}_1)$ as follows

$$\bar{\gamma}_1 = \frac{\bar{\gamma}-\sqrt{2}}{1-\sqrt{2}\bar{\gamma}}.$$

The proof of the statement (ii) can be given by the same way of the proof of statement (i).

Corollary 4.1. The instantaneous Darboux vector of dual Smarandache $\tilde{e}\tilde{g}$ -curves are given by

$$\text{i) } \tilde{d}_1 = \frac{-\bar{\gamma}}{1-\sqrt{2}\bar{\gamma}}\tilde{e} - \frac{1}{1-\sqrt{2}\bar{\gamma}}\tilde{g} \tag{13}$$

$$\text{ii) } \tilde{d}_2 = \frac{\bar{\gamma}}{\sqrt{2}+\bar{\gamma}}\tilde{e} - \frac{1}{\sqrt{2}+\bar{\gamma}}\tilde{g}.$$

Proof: i) It is known that the dual instantaneous Darboux vector of dual Smarandache $\tilde{e}\tilde{g}$ -curve is $\tilde{d}_1 = \bar{\gamma}_1\tilde{e}_1 - \tilde{g}_1$. Then, from (8), (10) and (12) we have (13).

The proof of the statement (ii) can be given by the same way of the proof of statement (i).

Theorem 4.4. Let $\tilde{\alpha}(\bar{s}) = \tilde{\alpha}$ be a unit speed regular dual spacelike curve on unit dual Lorentzian sphere \tilde{S}_1^2 . If the ruled surface corresponding to dual spacelike curve $\tilde{\alpha}$ is developable then the ruled surfaces corresponding to dual Smarandache curves are also developable if and only if

$$\text{i) } \delta_1 = \frac{-\delta}{(1-\sqrt{2}\gamma)^2} \quad \text{ii) } \delta_2 = \frac{\delta}{(\sqrt{2}+\gamma)^2}.$$

Proof. i) From (2) we have

$$\bar{\gamma} = \gamma + \varepsilon(\delta + \gamma\Delta) \quad \bar{\gamma}_1 = \gamma_1 + \varepsilon(\delta_1 + \gamma_1\Delta_1)$$

Then substituting these equalities into to equation (12) and separating its real and dual components, we have

$$\gamma_1 + \varepsilon(\delta_1 + \gamma_1\Delta_1) = \frac{\gamma-\sqrt{2}}{1-\sqrt{2}\gamma} - \varepsilon \frac{\delta + \gamma\Delta}{(1-\sqrt{2}\gamma)^2}$$

Since the ruled surface corresponding to dual hyperbolic curve $\tilde{\alpha}$ is developable, $\Delta = 0$. Hence,

$$\delta_1 + \gamma_1\Delta_1 = \frac{-\delta}{(1-\sqrt{2}\gamma)^2}.$$

Thus, the ruled surfaces corresponding to dual Smarandache curves are developable if and only if

$$\delta_1 = \frac{-\delta}{(1-\sqrt{2}\gamma)^2}.$$

The proof of the statement (ii) can be given by the

same way of the proof of statement (i).

Theorem 4.5. The relationships between the radius of dual curvature of dual Smarandache $\tilde{e}\tilde{g}$ -curves and the dual curvature of $\tilde{\alpha}$ are given by

$$\text{i) } \bar{R}_1 = \frac{|1-\sqrt{2}\bar{\gamma}|}{\sqrt{|\bar{\gamma}^2-1|}} \quad \text{ii) } \bar{R}_2 = \frac{|\sqrt{2}+\bar{\gamma}|}{\sqrt{|\bar{\gamma}^2-1|}}. \quad (14)$$

Proof. i) Substituting equation (12) into to equation (3), the radius of dual curvature is

$$\bar{R}_1 = \frac{1}{\sqrt{\left|1-\left(\frac{\bar{\gamma}-\sqrt{2}}{1-\sqrt{2}\bar{\gamma}}\right)^2\right|}} = \frac{|1-\sqrt{2}\bar{\gamma}|}{\sqrt{\left|(1-\sqrt{2}\bar{\gamma})^2-(\bar{\gamma}-\sqrt{2})^2\right|}}$$

$$\text{Then, } \bar{R}_1 = \frac{|1-\sqrt{2}\bar{\gamma}|}{\sqrt{|\bar{\gamma}^2-1|}}.$$

The proof of the statement (ii) can be given by the same way of the proof of statement (i).

In the following sections we define dual Smarandache $\tilde{e}\tilde{t}$, $\tilde{t}\tilde{g}$ and $\tilde{e}\tilde{t}\tilde{g}$ curves. The proofs of the theorems and corollaries of these sections can be given by using the similar way used in previous section.

4.2. Smarandache $\tilde{e}\tilde{t}$ -curves of a spacelike curve lying on \tilde{S}_1^2

Definition 4.2. Let $\tilde{\alpha}(\bar{s}) = \tilde{\alpha}$ be a unit speed regular dual spacelike curve lying fully on unit dual Lorentzian sphere and $\{\tilde{e}, \tilde{t}, \tilde{g}\}$ be its moving Darboux frame.

The dual curve $\tilde{\alpha}_3$ defined by

$$\tilde{\alpha}_3 = \frac{1}{\sqrt{2}}(\tilde{e} + \tilde{t})$$

is called the dual Smarandache $\tilde{e}\tilde{t}$ -curve of $\tilde{\alpha}$ and fully lies on \tilde{S}_1^2 . Then the ruled surface corresponding to $\tilde{\alpha}_3$ is called the Smarandache $\tilde{e}\tilde{t}$ -ruled surface of the surface corresponding to dual spacelike curve $\tilde{\alpha}$.

Now we can give the relationships between $\tilde{\alpha}$ and its dual Smarandache $\tilde{e}\tilde{t}$ -curve $\tilde{\alpha}_3$ as follows.

Theorem 4.7. Let $\tilde{\alpha}(\bar{s}) = \tilde{\alpha}$ be a unit speed regular dual spacelike curve lying on unit dual Lorentzian sphere \tilde{S}_1^2 . Then the relationships between the dual Darboux frames of $\tilde{\alpha}$ and its dual Smarandache $\tilde{e}\tilde{t}$ -curve $\tilde{\alpha}_3$ are given by

$$\begin{pmatrix} \tilde{e}_3 \\ \tilde{t}_3 \\ \tilde{g}_3 \end{pmatrix} = \begin{pmatrix} \frac{1}{\sqrt{2}} & \frac{1}{\sqrt{2}} & 0 \\ -1 & 1 & \bar{\gamma} \\ \frac{-\bar{\gamma}}{\sqrt{4-2\bar{\gamma}^2}} & \frac{\bar{\gamma}}{\sqrt{4-2\bar{\gamma}^2}} & \frac{2}{\sqrt{4-2\bar{\gamma}^2}} \end{pmatrix} \begin{pmatrix} \tilde{e} \\ \tilde{t} \\ \tilde{g} \end{pmatrix}.$$

Theorem 4.8. Let $\tilde{\alpha}(\bar{s}) = \tilde{\alpha}$ be a unit speed regular dual spacelike curve on unit dual Lorentzian sphere \tilde{S}_1^2 . Then according to dual Darboux frame of $\tilde{\alpha}$, the dual Darboux formulae of dual Smarandache $\tilde{e}\tilde{t}$ -curve $\tilde{\alpha}_3$ are as follows

$$\begin{pmatrix} \frac{d\tilde{e}_3}{ds_3} \\ \frac{d\tilde{t}_3}{ds_3} \\ \frac{d\tilde{g}_3}{ds_3} \end{pmatrix} = \begin{pmatrix} \frac{-1}{\sqrt{2-\bar{\gamma}^2}} & \frac{1}{\sqrt{2-\bar{\gamma}^2}} & \frac{\bar{\gamma}}{\sqrt{2-\bar{\gamma}^2}} \\ \frac{-2\sqrt{2}+\sqrt{2}\bar{\gamma}^2-\sqrt{2}\bar{\gamma}\bar{\gamma}'}{(2-\bar{\gamma}^2)^2} & \frac{\sqrt{2}\bar{\gamma}\bar{\gamma}'-\sqrt{2}\bar{\gamma}^4+3\sqrt{2}\bar{\gamma}^2-2\sqrt{2}}{(2-\bar{\gamma}^2)^2} & \frac{2\sqrt{2}\bar{\gamma}'+2\sqrt{2}\bar{\gamma}-\sqrt{2}\bar{\gamma}^3}{(2-\bar{\gamma}^2)^2} \\ \frac{2\bar{\gamma}'-2\bar{\gamma}+\bar{\gamma}^3}{(2-\bar{\gamma}^2)^2} & \frac{2\bar{\gamma}'+2\bar{\gamma}-\bar{\gamma}^3}{(2-\bar{\gamma}^2)^2} & \frac{2\bar{\gamma}\bar{\gamma}'+2\bar{\gamma}^2-\bar{\gamma}^4}{(2-\bar{\gamma}^2)^2} \end{pmatrix} \begin{pmatrix} \tilde{e} \\ \tilde{t} \\ \tilde{g} \end{pmatrix}.$$

Theorem 4.9. Then the relationship between the dual curvatures of $\tilde{\alpha}$ and its dual Smarandache $\tilde{e}\tilde{t}$ -curve $\tilde{\alpha}_3$ is given by

$$\bar{\gamma}_3 = \frac{2\bar{\gamma}' + 2\bar{\gamma} - \bar{\gamma}^3}{(2-\bar{\gamma}^2)^{\frac{3}{2}}}.$$

Corollary 4.2. Relationship between the dual curvatures of $\tilde{\alpha}$ and Instantaneous Darboux vector of dual Smarandache $\tilde{e}\tilde{t}$ -curve is given by

$$\tilde{d}_3 = \frac{2\bar{\gamma}' + 4\bar{\gamma} - 2\bar{\gamma}^3}{\sqrt{2}(2-\bar{\gamma}^2)^{\frac{3}{2}}} \tilde{e} + \frac{2\bar{\gamma}'}{\sqrt{2}(2-\bar{\gamma}^2)^{\frac{3}{2}}} \tilde{t} - \frac{\sqrt{2}}{\sqrt{2-\bar{\gamma}^2}} \tilde{g}.$$

Theorem 4.10. Let $\tilde{\alpha}(\bar{s}) = \tilde{\alpha}$ be a unit speed regular spacelike curve on unit dual Lorentzian sphere \tilde{S}_1^2 . If the ruled surface corresponding to dual spacelike curve $\tilde{\alpha}$ is developable then the ruled surface corresponding to dual Smarandache $\tilde{e}\tilde{t}$ -curve is also developable if and only if

$$\delta_3 = \frac{\delta(6\gamma\gamma' - 2\gamma^2 + 4)}{(2 - \gamma^2)^{5/2}} + \frac{2\delta'}{(2 - \gamma^2)^{3/2}}.$$

Theorem 4.11. The relationship between the radius of dual curvature of dual Smarandache $\tilde{e}\tilde{t}$ -curves and the dual curvature of $\tilde{\alpha}$ is given by

$$\bar{R}_3 = \frac{|(2 - \bar{\gamma}^2)^{3/2}|}{\sqrt{|(2\bar{\gamma}' + 2\bar{\gamma} - \bar{\gamma}^3)^2 - (2 - \bar{\gamma}^2)^3|}}.$$

4.3. Smarandache $\tilde{t}\tilde{g}$ -curves of a spacelike curve lying on \tilde{S}_1^2

Definition 4.3. Let $\tilde{\alpha}(\bar{s}) = \tilde{\alpha}$ be a unit speed regular spacelike curve lying fully on unit dual Lorentzian sphere \tilde{S}_1^2 and $\{\tilde{e}, \tilde{t}, \tilde{g}\}$ be its moving Darboux frame. The dual Smarandache curves defined by

i) $\tilde{\alpha}_4 = \sqrt{2}\tilde{t} + \tilde{g}$ ii) $\tilde{\alpha}_5 = \tilde{t} + \sqrt{2}\tilde{g}$

are called the dual Smarandache $\tilde{t}\tilde{g}$ -curves of dual spacelike curve $\tilde{\alpha}$. $\tilde{\alpha}_4$ and $\tilde{\alpha}_5$ fully lies on \tilde{H}_0^2 and \tilde{S}_1^2 , respectively.

Now we can give the relationships between $\tilde{\alpha}$ and its dual Smarandache $\tilde{t}\tilde{g}$ -curves as follows.

Theorem 4.13. Let $\tilde{\alpha}(\bar{s}) = \tilde{\alpha}$ be a unit speed regular timelike curve lying on unit dual Lorentzian sphere \tilde{S}_1^2 . Then the relationships between the dual Darboux frames of $\tilde{\alpha}$ and its dual Smarandache $\tilde{t}\tilde{g}$ -curves are given by

i)
$$\begin{pmatrix} \tilde{e}_4 \\ \tilde{t}_4 \\ \tilde{g}_4 \end{pmatrix} = \begin{pmatrix} 0 & \sqrt{2} & 1 \\ \frac{-\sqrt{2}}{\sqrt{2-\bar{\gamma}^2}} & \frac{\bar{\gamma}}{\sqrt{2-\bar{\gamma}^2}} & \frac{\sqrt{2}\bar{\gamma}}{\sqrt{2-\bar{\gamma}^2}} \\ \frac{-\bar{\gamma}}{\sqrt{2-\bar{\gamma}^2}} & \frac{\sqrt{2}}{\sqrt{2-\bar{\gamma}^2}} & \frac{2}{\sqrt{2-\bar{\gamma}^2}} \end{pmatrix} \begin{pmatrix} \tilde{e} \\ \tilde{t} \\ \tilde{g} \end{pmatrix}$$

ii)
$$\begin{pmatrix} \tilde{e}_5 \\ \tilde{t}_5 \\ \tilde{g}_5 \end{pmatrix} = \begin{pmatrix} 0 & 1 & \sqrt{2} \\ \frac{-1}{\sqrt{1+\bar{\gamma}^2}} & \frac{\sqrt{2}\bar{\gamma}}{\sqrt{1+\bar{\gamma}^2}} & \frac{\bar{\gamma}}{\sqrt{1+\bar{\gamma}^2}} \\ \frac{-\bar{\gamma}}{\sqrt{1+\bar{\gamma}^2}} & \frac{-\sqrt{2}}{\sqrt{1+\bar{\gamma}^2}} & \frac{-1}{\sqrt{1+\bar{\gamma}^2}} \end{pmatrix} \begin{pmatrix} \tilde{e} \\ \tilde{t} \\ \tilde{g} \end{pmatrix}$$

Theorem 4.14. The relationships between the dual Darboux formulae of dual Smarandache $\tilde{t}\tilde{g}$ -curves and dual Darboux frame of $\tilde{\alpha}$ are given by

i)
$$\begin{pmatrix} \frac{d\tilde{e}_4}{ds_4} \\ \frac{d\tilde{t}_4}{ds_4} \\ \frac{d\tilde{g}_4}{ds_4} \end{pmatrix} = \begin{pmatrix} \frac{-\sqrt{2}}{\sqrt{2-\bar{\gamma}^2}} & \frac{\bar{\gamma}}{\sqrt{2-\bar{\gamma}^2}} & \frac{\sqrt{2}\bar{\gamma}}{\sqrt{2-\bar{\gamma}^2}} \\ \frac{-\sqrt{2}\bar{\gamma}' + \bar{\gamma}^3 - 2\bar{\gamma}}{(2-\bar{\gamma}^2)^2} & \frac{-2\bar{\gamma}^2\bar{\gamma}' - \sqrt{2}\bar{\gamma}^4 + 3\sqrt{2}\bar{\gamma}^2 + 2\bar{\gamma}' - 2\sqrt{2}}{(2-\bar{\gamma}^2)^2} & \frac{2\bar{\gamma}^2 + 2\sqrt{2}\bar{\gamma}' - \bar{\gamma}^4}{(2-\bar{\gamma}^2)^2} \\ \frac{-2\bar{\gamma}' + \sqrt{2}\bar{\gamma}^2 - 2\sqrt{2}}{(2-\bar{\gamma}^2)^2} & \frac{-\bar{\gamma}^3 + 2\bar{\gamma}' + \sqrt{2}\bar{\gamma}\bar{\gamma}'}{(2-\bar{\gamma}^2)^2} & \frac{-\sqrt{2}\bar{\gamma}^3 + 2\sqrt{2}\bar{\gamma}' + 2\bar{\gamma}\bar{\gamma}'}{(2-\bar{\gamma}^2)^2} \end{pmatrix} \begin{pmatrix} \tilde{e} \\ \tilde{t} \\ \tilde{g} \end{pmatrix}$$

ii)
$$\begin{pmatrix} \frac{d\tilde{e}_5}{ds_5} \\ \frac{d\tilde{t}_5}{ds_5} \\ \frac{d\tilde{g}_5}{ds_5} \end{pmatrix} = \begin{pmatrix} \frac{-1}{\sqrt{1+\bar{\gamma}^2}} & \frac{\sqrt{2}\bar{\gamma}}{\sqrt{1+\bar{\gamma}^2}} & \frac{\bar{\gamma}}{\sqrt{1+\bar{\gamma}^2}} \\ \frac{\bar{\gamma}\bar{\gamma}' - \sqrt{2}\bar{\gamma} - \sqrt{2}\bar{\gamma}^3}{(1+\bar{\gamma}^2)^2} & \frac{\bar{\gamma}^4 + \sqrt{2}\bar{\gamma}' - 1}{(1+\bar{\gamma}^2)^2} & \frac{\sqrt{2}\bar{\gamma}^2 + \sqrt{2}\bar{\gamma}^4 + \bar{\gamma}'}{(1+\bar{\gamma}^2)^2} \\ \frac{-\bar{\gamma}' + \sqrt{2}\bar{\gamma}^2 + \sqrt{2}}{(1+\bar{\gamma}^2)^2} & \frac{\sqrt{2}\bar{\gamma}\bar{\gamma}' - 2\bar{\gamma} - 2\bar{\gamma}^3}{(1+\bar{\gamma}^2)^2} & \frac{\bar{\gamma}\bar{\gamma}' - \sqrt{2}\bar{\gamma} - \sqrt{2}\bar{\gamma}^3}{(1+\bar{\gamma}^2)^2} \end{pmatrix} \begin{pmatrix} \tilde{e} \\ \tilde{t} \\ \tilde{g} \end{pmatrix}$$

Theorem 4.15. Let $\tilde{\alpha}(\bar{s}) = \tilde{\alpha}$ be a unit speed regular spacelike curve on unit dual Lorentzian sphere \tilde{S}_1^2 . Then the relationships between the dual curvatures of $\tilde{\alpha}$ and its dual Smarandache $\tilde{t}\tilde{g}$ -curves are given by

$$\text{i) } \bar{\gamma}_4 = \frac{\sqrt{2\bar{\gamma}' - \bar{\gamma}^2 + 2}}{(2 - \bar{\gamma}^2)^{3/2}} \quad \text{ii) } \bar{\gamma}_5 = \frac{\sqrt{2\bar{\gamma}^2 - \bar{\gamma}' + \sqrt{2}}}{(1 + \bar{\gamma}^2)^{3/2}}.$$

Corollary 4.4. The Instantaneous Darboux vectors of dual Smarandache $\tilde{t}\tilde{g}$ -curves are given by

$$\text{i) } \tilde{d}_4 = \frac{\bar{\gamma}}{\sqrt{2 - \bar{\gamma}^2}} \tilde{e} + \frac{2\bar{\gamma}'}{(2 - \bar{\gamma}^2)^{3/2}} \tilde{t} + \frac{\bar{\gamma}^2 + \sqrt{2\bar{\gamma}' - 2}}{(2 - \bar{\gamma}^2)^{3/2}} \tilde{g}$$

$$\text{ii) } \tilde{d}_5 = \frac{\bar{\gamma}}{\sqrt{1 + \bar{\gamma}^2}} \tilde{e} + \frac{\bar{\gamma}'}{(1 + \bar{\gamma}^2)^{3/2}} \tilde{t} + \frac{\sqrt{2\bar{\gamma}' - \bar{\gamma}^2} - 1}{(1 + \bar{\gamma}^2)^{3/2}} \tilde{g}.$$

Theorem 4.16. Let $\tilde{\alpha}(\bar{s}) = \tilde{\alpha}$ be a unit speed regular spacelike curve on unit dual Lorentzian sphere and $\tilde{\alpha}_4$ and $\tilde{\alpha}_5$ be the dual Smarandache $\tilde{t}\tilde{g}$ -curves of $\tilde{\alpha}$. If the ruled surface corresponding to dual spacelike curve $\tilde{\alpha}$ is developable then the ruled surfaces corresponding to dual Smarandache $\tilde{t}\tilde{g}$ -curves are also developable if and only if

$$\text{i) } \delta_4 = \frac{\sqrt{2}\delta'}{(2 - \gamma^2)^{3/2}} + \frac{\delta(3\sqrt{2}\gamma\gamma' - \gamma^3 + 2\gamma)}{(2 - \gamma^2)^{5/2}}$$

$$\text{ii) } \delta_5 = \frac{\delta'}{(1 + \gamma^2)^{3/2}} + \frac{\delta(3\gamma\gamma' - \sqrt{2}\gamma^3 - \sqrt{2}\gamma)}{(1 + \gamma^2)^{5/2}}.$$

Theorem 4.17. The relationships between the radius of dual curvature of dual Smarandache $\tilde{t}\tilde{g}$ -curves and the dual curvature of $\tilde{\alpha}$ are given by

$$\text{i) } \bar{R}_4 = \frac{\left| (2 - \bar{\gamma}^2)^{3/2} \right|}{\sqrt{\left| (\sqrt{2\bar{\gamma}' - \bar{\gamma}^2 + 2})^2 - (2 - \bar{\gamma}^2)^3 \right|}}$$

$$\text{ii) } \bar{R}_5 = \frac{(1 + \bar{\gamma}^2)^{3/2}}{\sqrt{\left| (1 + \bar{\gamma}^2)^3 - (-\bar{\gamma}' + \sqrt{2\bar{\gamma}^2 + \sqrt{2}})^2 \right|}}.$$

4.4. Smarandache $\tilde{e}\tilde{t}\tilde{g}$ -curves of a dual spacelike curve lying on \tilde{S}_1^2

Definition 4.4. Let $\tilde{\alpha}(\bar{s}) = \tilde{\alpha}$ be a unit speed regular dual spacelike curve lying fully on unit dual Lorentzian sphere and $\{\tilde{e}, \tilde{t}, \tilde{g}\}$ be its moving Darboux frame. The dual Smarandache curves defined by

$$\text{i) } \tilde{\alpha}_6 = \tilde{e} + \tilde{t} + \sqrt{3}\tilde{g} \quad \text{ii) } \tilde{\alpha}_7 = \tilde{e} + \tilde{t} + \tilde{g}$$

are called the dual Smarandache $\tilde{e}\tilde{t}\tilde{g}$ -curves of dual spacelike curve $\tilde{\alpha}$. $\tilde{\alpha}_6$ and $\tilde{\alpha}_7$ fully lies on \tilde{H}_0^2 and \tilde{S}_1^2 , respectively.

Now we can give the relationships between $\tilde{\alpha}$ and its dual Smarandache $\tilde{e}\tilde{t}\tilde{g}$ -curves as follows.

Theorem 4.19. Let $\tilde{\alpha}(\bar{s}) = \tilde{\alpha}$ be a unit speed regular dual spacelike curve lying on unit dual Lorentzian sphere \tilde{S}_1^2 . Then the relationships between the dual Darboux frames of $\tilde{\alpha}$ and its dual Smarandache $\tilde{e}\tilde{t}\tilde{g}$ -curves are given by

$$\text{i) } \begin{pmatrix} \tilde{e}_6 \\ \tilde{t}_6 \\ \tilde{g}_6 \end{pmatrix} = \begin{pmatrix} 1 & 1 & \sqrt{3} \\ -1 & 1 + \sqrt{3}\bar{\gamma} & \bar{\gamma} \\ \frac{-2\bar{\gamma} - \sqrt{3}}{\sqrt{2\bar{\gamma}^2 + 2\sqrt{3}\bar{\gamma} + 2}} & \frac{-\bar{\gamma} - \sqrt{3}}{\sqrt{2\bar{\gamma}^2 + 2\sqrt{3}\bar{\gamma} + 2}} & \frac{-\sqrt{3}\bar{\gamma} - 2}{\sqrt{2\bar{\gamma}^2 + 2\sqrt{3}\bar{\gamma} + 2}} \end{pmatrix} \begin{pmatrix} \tilde{e} \\ \tilde{t} \\ \tilde{g} \end{pmatrix}$$

$$\text{ii) } \begin{pmatrix} \tilde{e}_7 \\ \tilde{t}_7 \\ \tilde{g}_7 \end{pmatrix} = \begin{pmatrix} 1 & 1 & 1 \\ -1 & 1 + \bar{\gamma} & \bar{\gamma} \\ \frac{1}{\sqrt{2\bar{\gamma} + 2}} & \frac{1 + \bar{\gamma}}{\sqrt{2\bar{\gamma} + 2}} & \frac{2 + \bar{\gamma}}{\sqrt{2\bar{\gamma} + 2}} \end{pmatrix} \begin{pmatrix} \tilde{e} \\ \tilde{t} \\ \tilde{g} \end{pmatrix}.$$

Theorem 4.20. The relationships between the dual Darboux formulae of dual Smarandache $\tilde{e}\tilde{t}\tilde{g}$ -curves and dual Darboux frame of $\tilde{\alpha}$ are given by

i)

$$\begin{pmatrix} \frac{d\tilde{e}_6}{ds_6} \\ \frac{d\tilde{t}_6}{ds_6} \\ \frac{d\tilde{g}_6}{ds_6} \end{pmatrix} = \begin{pmatrix} \frac{-1}{\sqrt{2\bar{\gamma}^2+2\sqrt{3}\bar{\gamma}+2}} & \frac{1+\sqrt{3}\bar{\gamma}}{\sqrt{2\bar{\gamma}^2+2\sqrt{3}\bar{\gamma}+2}} & \frac{\bar{\gamma}}{\sqrt{2\bar{\gamma}^2+2\sqrt{3}\bar{\gamma}+2}} \\ \frac{\sqrt{3}\bar{\gamma}'+2\sqrt{3}\bar{\gamma}^2-2\sqrt{3}\bar{\gamma}^3-8\bar{\gamma}^2-4\sqrt{3}\bar{\gamma}-2}{(2\bar{\gamma}^2+2\sqrt{3}\bar{\gamma}+2)^2} & \frac{\sqrt{3}\bar{\gamma}'+\bar{\gamma}-2\sqrt{3}\bar{\gamma}^4-14\bar{\gamma}^3-12\sqrt{3}\bar{\gamma}^2-14\bar{\gamma}-2\sqrt{3}}{(2\bar{\gamma}^2+2\sqrt{3}\bar{\gamma}+2)^2} & \frac{\sqrt{3}\bar{\gamma}'+\bar{\gamma}-2\sqrt{3}\bar{\gamma}^4-14\bar{\gamma}^3-12\sqrt{3}\bar{\gamma}^2-14\bar{\gamma}-2\sqrt{3}}{(2\bar{\gamma}^2+2\sqrt{3}\bar{\gamma}+2)^2} \\ \frac{-\bar{\gamma}'+2\bar{\gamma}^3+4\sqrt{3}\bar{\gamma}^2+8\bar{\gamma}+2\sqrt{3}}{(2\bar{\gamma}^2+2\sqrt{3}\bar{\gamma}+2)^2} & \frac{\bar{\gamma}}{\sqrt{2\bar{\gamma}^2+2\sqrt{3}\bar{\gamma}+2}} & \frac{\bar{\gamma}}{\sqrt{2\bar{\gamma}^2+2\sqrt{3}\bar{\gamma}+2}} \end{pmatrix} \begin{pmatrix} \tilde{e} \\ \tilde{t} \\ \tilde{g} \end{pmatrix}$$

ii)

$$\begin{pmatrix} \frac{d\tilde{e}_7}{ds_7} \\ \frac{d\tilde{t}_7}{ds_7} \\ \frac{d\tilde{g}_7}{ds_7} \end{pmatrix} = \begin{pmatrix} \frac{-1}{\sqrt{2\bar{\gamma}+2}} & \frac{1+\bar{\gamma}}{\sqrt{2\bar{\gamma}+2}} & \frac{\bar{\gamma}}{\sqrt{2\bar{\gamma}+2}} \\ \frac{\bar{\gamma}'-2\bar{\gamma}^2-4\bar{\gamma}-2}{(2\bar{\gamma}+2)^2} & \frac{\bar{\gamma}'+\bar{\gamma}'+2\bar{\gamma}^3+2\bar{\gamma}^2-2\bar{\gamma}-2}{(2\bar{\gamma}+2)^2} & \frac{\bar{\gamma}'+2\bar{\gamma}'+4\bar{\gamma}^2+2\bar{\gamma}^3+2\bar{\gamma}}{(2\bar{\gamma}+2)^2} \\ \frac{-\bar{\gamma}'-2\bar{\gamma}^2-4\bar{\gamma}-2}{(2\bar{\gamma}+2)^2} & \frac{\bar{\gamma}'+\bar{\gamma}'+2\bar{\gamma}^3+6\bar{\gamma}^2+6\bar{\gamma}+2}{(2\bar{\gamma}+2)^2} & \frac{\bar{\gamma}'+2\bar{\gamma}^3+4\bar{\gamma}^2+2\bar{\gamma}}{(2\bar{\gamma}+2)^2} \end{pmatrix} \begin{pmatrix} \tilde{e} \\ \tilde{t} \\ \tilde{g} \end{pmatrix}$$

Theorem 4.21. Then the relationships between the dual curvatures of $\tilde{\alpha}$ and its dual Smarandache $\tilde{e}\tilde{t}\tilde{g}$ -curves are given by

i) $\bar{\gamma}_6 = \frac{-\bar{\gamma}' + 2\bar{\gamma}^3 + 4\sqrt{3}\bar{\gamma}^2 + 8\bar{\gamma} + 2\sqrt{3}}{(2\bar{\gamma}^2 + 2\sqrt{3}\bar{\gamma} + 2)^{3/2}}$

ii) $\bar{\gamma}_7 = \frac{\bar{\gamma}' + 2\bar{\gamma}^2 + 4\bar{\gamma} + 2}{(2\bar{\gamma} + 2)^{3/2}}$.

Corollary 4.6. The instantaneous Darboux vectors of dual Smarandache $\tilde{e}\tilde{t}\tilde{g}$ -curves are given by

i) $\tilde{d}_6 = \frac{\bar{\gamma}' + 2\bar{\gamma}^3 + 2\sqrt{3}\bar{\gamma}^2 + 2\bar{\gamma} + 4\sqrt{3}}{(2\bar{\gamma}^2 + 2\sqrt{3}\bar{\gamma} + 2)^{3/2}} \tilde{e} + \frac{\bar{\gamma}' + 4\sqrt{3}}{(2\bar{\gamma}^2 + 2\sqrt{3}\bar{\gamma} + 2)^{3/2}} \tilde{t} + \frac{\sqrt{3}\bar{\gamma}' - 2\bar{\gamma}^2 - 2\sqrt{3}\bar{\gamma} + 10}{(2\bar{\gamma}^2 + 2\sqrt{3}\bar{\gamma} + 2)^{3/2}} \tilde{g}$

ii) $\tilde{d}_7 = \frac{\bar{\gamma}' + 2\bar{\gamma}^2 + 2\bar{\gamma}}{(2\bar{\gamma} + 2)^{3/2}} \tilde{e} + \frac{\bar{\gamma}'}{(2\bar{\gamma} + 2)^{3/2}} \tilde{t} + \frac{\bar{\gamma}' - 2\bar{\gamma} - 2}{(2\bar{\gamma} + 2)^{3/2}} \tilde{g}$

Theorem 4.22. Let $\tilde{\alpha}(\bar{s}) = \tilde{\alpha}$ be a unit speed regular spacelike curve on unit dual Lorentzian sphere \tilde{S}_1^2 and $\tilde{\alpha}_6$ and $\tilde{\alpha}_7$ be the dual Smarandache $\tilde{e}\tilde{t}\tilde{g}$ -curves of $\tilde{\alpha}$. If the ruled surface corresponding to dual spacelike curve $\tilde{\alpha}$ is developable then the ruled surfaces corresponding to dual Smarandache $\tilde{e}\tilde{t}\tilde{g}$ -curves are also developable if and only if

$$\delta_6 = \frac{\delta(6\bar{\gamma}\bar{\gamma}' + 3\sqrt{3}\bar{\gamma}' - 2\sqrt{3}\bar{\gamma}^3 - 2\bar{\gamma}^2 - 4\sqrt{3}\bar{\gamma} - 2)}{(2\bar{\gamma}^2 + 2\sqrt{3}\bar{\gamma} + 2)^{5/2}}$$

i) $-\frac{\delta'}{(2\bar{\gamma}^2 + 2\sqrt{3}\bar{\gamma} + 2)^{3/2}}$

ii) $\delta_7 = \frac{\delta(-3\bar{\gamma}' + 2\bar{\gamma}^2 + 4\bar{\gamma} + 2)}{(2\bar{\gamma} + 2)^{5/2}} + \frac{\delta'}{(2\bar{\gamma} + 2)^{3/2}}$.

Theorem 4.23. The relationships between the radius of dual curvature of dual Smarandache $\tilde{e}\tilde{t}\tilde{g}$ -curves and the dual curvature of $\tilde{\alpha}$ are given by

i) $\bar{R}_6 = \frac{|(2\bar{\gamma}^2 + 2\sqrt{3}\bar{\gamma} + 2)^{3/2}|}{\sqrt{|(2\bar{\gamma}^2 + 2\sqrt{3}\bar{\gamma} + 2)^3 - (-\bar{\gamma}' + 2\bar{\gamma}^3 + 4\sqrt{3}\bar{\gamma}^2 + 8\bar{\gamma} + 2\sqrt{3})^2|}}$

ii) $\bar{R}_7 = \frac{|(2\bar{\gamma} + 2)^{3/2}|}{\sqrt{|(\bar{\gamma}' + 2\bar{\gamma}^2 + 4\bar{\gamma} + 2)^2 - (2\bar{\gamma} + 2)^3|}}$.

Example. Let consider the dual spacelike curve $\tilde{\alpha}(\bar{s})$ lying on \tilde{S}_1^2 given by the parametrization

$$\tilde{\alpha}(s) = (0, -\sin s, \cos s) + \varepsilon(-5s, \sqrt{30}s \cos s, -\sqrt{30}s \sin s).$$

The curve $\tilde{\alpha}(s)$ represents the ruled surface

$$\varphi(s, v) = \left(-\sqrt{30} s, \sin s - 5s \cos s, -\cos s - 5s \sin s \right) + v(0, -\sin s, \cos s)$$

which is a timelike ruled surface rendered in Fig. 1. Then the dual Darboux frame of $\tilde{\alpha}$ is obtained as follows,

$$\tilde{e}(s) = (0, -\sin s, \cos s) + \varepsilon(-5s, -\sqrt{30} s \cos s, -\sqrt{30} s \sin s)$$

$$\tilde{t}(s) = (0, -\cos s, -\sin s) + \varepsilon(-1, \sqrt{30} s \sin s, -\sqrt{30} s \cos s)$$

$$\tilde{g}(s) = (1, 0, 0) + \varepsilon(0, -\cos s - 5s \sin s, -\sin s + 5s \cos s)$$

The Smarandache $\tilde{e}\tilde{t}$, $\tilde{e}\tilde{g}$, $\tilde{t}\tilde{g}$ and $\tilde{e}\tilde{t}\tilde{g}$ curves of the dual spacelike curve $\tilde{\alpha}$ are given by

$$\tilde{\alpha}_1(s) = \left(0, -\frac{1}{2}(\sin s + \cos s), \frac{1}{2}(\cos s - \sin s) \right) + \varepsilon \left(\begin{array}{l} -3\sqrt{2}, \sqrt{15} s (\sin s - \cos s) \\ , -\sqrt{15} s (\cos s + \sin s) \end{array} \right)$$

$$\tilde{\alpha}_2(s) = \left(\sqrt{2}, -\cos s, -\sin s \right) + \varepsilon \left(\begin{array}{l} -1, -\sqrt{2} \cos s + (\sqrt{30} - 5\sqrt{2}) s \sin s \\ , -\sqrt{2} \sin s + (\sqrt{30} - 5\sqrt{2}) s \cos s \end{array} \right)$$

$$\tilde{\alpha}_3(s) = \left(1, -\sqrt{2} \cos s, -\sqrt{2} \sin s \right) + \varepsilon \left(\begin{array}{l} -\sqrt{2}, -\cos s + (2\sqrt{15} - 5) s \sin s \\ , -\sin s + (5 - 2\sqrt{15}) s \cos s \end{array} \right)$$

$$\tilde{\alpha}_4(s) = \left(\sqrt{2}, -\sin s, \cos s \right) + \varepsilon \left(\begin{array}{l} -5s, (-\sqrt{2} - \sqrt{30}s) \cos s - 5\sqrt{2} s \sin s \\ , (-\sqrt{2} - \sqrt{30}s) \sin s + 5\sqrt{2} s \cos s \end{array} \right)$$

$$\tilde{\alpha}_5(s) = \left(1, -\sqrt{2} \sin s, -\sqrt{2} \cos s \right) + \varepsilon \left(\begin{array}{l} 5\sqrt{2}s, (-1 - 2\sqrt{15} s) \cos s - 5s \sin s \\ , (-1 - 2\sqrt{15} s) \sin s + 5s \cos s \end{array} \right)$$

$$\tilde{\alpha}_6(s) = \left(\sqrt{3}, -\sin s - \cos s, \cos s - \sin s \right) + \varepsilon \left(\begin{array}{l} -1 - 5s, (-\sqrt{3} - \sqrt{30} s) \cos s + (\sqrt{30} - 5\sqrt{3}) s \sin s \\ , (-\sqrt{3} - \sqrt{30} s) \sin s + (5\sqrt{3} - \sqrt{30}) s \cos s \end{array} \right)$$

$$\tilde{\alpha}_7(s) = \left(1, -\sin s - \cos s, \cos s - \sin s \right) + \varepsilon \left(\begin{array}{l} -1 - 5s, (-1 - \sqrt{30} s) \cos s + (\sqrt{30} - 5) s \sin s \\ , (-1 - \sqrt{30} s) \sin s + (5 - \sqrt{30}) s \cos s \end{array} \right)$$

respectively. From E. Study mapping, these dual spherical curves correspond to the following ruled surfaces

$$\varphi_1(s, v) = \left(\sqrt{30} s, -6 \cos s, -6 \sin s \right) + v \left(0, 1/\sqrt{2} (\cos s + \sin s), 1/\sqrt{2} (\cos s - \sin s) \right)$$

$$\varphi_2(s, v) = \left((\sqrt{30} - 5\sqrt{2}) s, \sin s, -\cos s \right) + v \left(\sqrt{2}, -\cos s, -\sin s \right)$$

$$\varphi_3(s, v) = \left((\sqrt{30} - 5/\sqrt{2}) s, \sin s, -\cos s \right) + v \left(1, -\sqrt{2} \cos s, -\sqrt{2} \sin s \right)$$

$$\varphi_4(s, v) = \left(\sqrt{2} + \sqrt{30}s, -5s \cos s, -5s \sin s \right) + v \left(\sqrt{2}, -\sin s, \cos s \right)$$

$$\varphi_5(s, v) = \left(1/\sqrt{2} + \sqrt{30}s, -5s \cos s, -5s \sin s \right) + v \left(1, -\sqrt{2} \sin s, \sqrt{2} \cos s \right)$$

$$\varphi_6(s, v) = \left(\sqrt{3} + \sqrt{30}s, (-1 - 5s) \cos s, (-1 - 5s) \sin s \right) + v \left(\sqrt{3}, -\sin s - \cos s, \cos s - \sin s \right)$$

$$\varphi_7(s, v) = \left(\sqrt{1} + \sqrt{30}s, (-1 - 5s) \cos s, (-1 - 5s) \sin s \right) + v \left(1, -\sin s - \cos s, \cos s - \sin s \right)$$

respectively. These surfaces are rendered in Fig.2, Fig. 3, Fig. 4, Fig. 5, Fig. 6, Fig. 7 and Fig. 8 respectively.




Fig. 1. Timelike ruled Surface $\varphi(s, v)$ with spacelike ruling

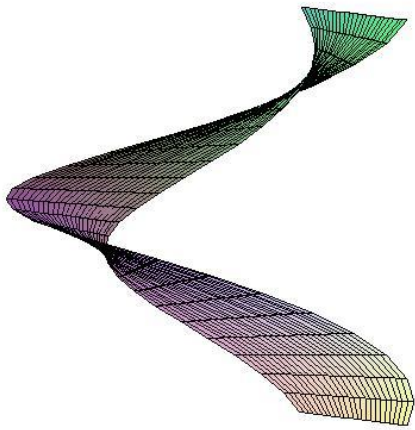


Fig. 2. Timelike Smarandache ruled Surface $\varphi_1(s, v)$
with timelike ruling

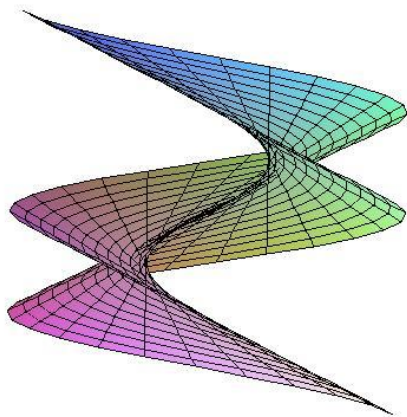


Fig. 3. Timelike Smarandache ruled surface $\varphi_2(s, v)$
with timelike ruling




Fig. 4. Timelike Smarandache ruled surface $\varphi_3(s, v)$
with spacelike ruling

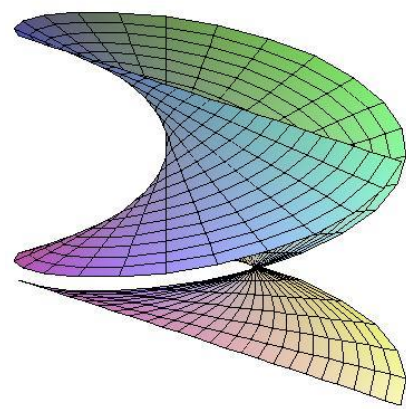


Fig. 5. Timelike Smarandache ruled surface $\varphi_4(s, v)$
with timelike ruling




Fig. 6. Timelike Smarandache ruled surface $\varphi_5(s, v)$
with spacelike ruling




Fig. 7. Timelike Smarandache ruled surface $\varphi_6(s, v)$
with timelike ruling





Fig. 8. Timelike Smarandache ruled surface $\varphi_7(s, v)$
with spacelike ruling

Acknowledgment. We would like to thank the referees for their comments and suggestions.

References

- [1] Ali, A. T. Special Smarandache Curves in the Euclidean Space, International Journal of Mathematical Combinatorics. 2010; 2, 30-36.
- [2] Blaschke, W. Differential Geometrie und Geometrische Grundlagen von Einsteins Relativitätstheorie Dover., New York, 1945.
- [3] Dimentberg, F.M. The Screw Calculus and its Applications in Mechanics. English translation: AD680993, Clearinghouse for Federal and Scientific Technical Information, Izdat. Nauka, Moscow, USSR, 1965.
- [4] Hacısalihoğlu, H.H. Hareket Geometrisi ve Kuarterniyonlar Teorisi. Gazi Üniversitesi Fen-Edb Fakültesi, 1983.
- [5] Kahraman, T.; Uğurlu, H. H. Dual Smarandache Curves and Smarandache Ruled Surfaces, Mathematical Sciences and Applications E-Notes. 2014; 2(1), 83-98.
- [6] Küçük A.; Gürsoy O. On the invariants of Bertrand trajec-

- tory surface offsets. *App Math and Comp.* 2004; 151, 763-773.
- [7] O'Neill, B. *Semi-Riemannian Geometry with Applications to Relativity.* Academic Press London, 1983.
- [8] Önder, M.; Uğurlu, H.H. Dual Darboux Frame of a Time like Ruled Surface and Darboux Approach to Mannheim Offsets of Timelike Ruled Surfaces, *Proc. Natl. Acad. Sci., India, Sect. A Phys. Sci.* 2013; 83(2), 163–169.
- [9] Turgut, M.; Yilmaz, S. Smarandache Curves in Minkowski Space-time, *Int. J. Math. Comb.* 2008; 3, 51-55.
- [10] Uğurlu, H.H.; Çalışkan, A. The Study Mapping for Directed Spacelike and Timelike Lines in Minkowski 3-Space \mathbb{R}_1^3 . *Mathematical and Computational Applications.* 1996; 1(2), 142-148.
- [11] Uğurlu, H.H.; Çalışkan A. Darboux Ani Dönme Vektörleri ile Spacelike ve Timelike Yüzeyler Geometrisi. Celal Bayar Üniversitesi Yayınları Yayın No: 0006, 2012.
- [12] Veldkamp, G.R. On the use of dual numbers, vectors and matrices in instantaneous spatial kinematics. *Mechanism and Mach Theory.* 1976; 11, 141-156.