

Investigation of Friction and Wear Behavior of Composite Brake Pads Produced with Huntite Mineral

Hicri Yavuz^{1*} and Hüseyin Bayrakçeken²

0000-0001-8427-5164, 0000-0002-1572-4859

¹ Department of Engine Vehicles and Transportation Technology, Vocational School of Afyon, Afyon Kocatepe University, Afyonkarahisar, 03200, Turkey.

² Automotive Engineering Department, Faculty of Technology, Afyon Kocatepe University, Afyonkarahisar, 03200, Turkey.

Abstract

Huntite ($\text{CaMg}_3(\text{CO}_3)_4$) is a calcium magnesium carbonate mineral and is a mineral in the dolomite group. Although studies on Huntite's flame retardant raw material feature stand out, it is used in the paint industry, and the industrial sectors such as plastics, polymers, special rubbers, and pharmaceuticals. In this study, experiments were carried out by producing brake pad samples in different mixing ratios from huntite mineral and glass fiber, kaolin, graphite, phenolic resin, and rubber powder to be used for brake pads in the automotive industry. Friction coefficient and wear rate which is an important feature for the produced pad samples were measured in the brake pad testing device. According to the Archimedes principle, the specific gravity and disc roughness values formed by the brake pad samples on the disc were measured with a roughness tester. According to the measured values, the highest average friction coefficient was obtained in the A45 sample, the minimum wear value was obtained in the A10 sample, and the minimum roughness change was obtained in the A25 sample.

Keywords: Friction coefficient, Wear, Huntite, Brake pad, Automotive

Research Article

<https://doi.org/10.30939/ijastech..1022247>

Received 11.11.2021

Revised 03.01.2022

Accepted 14.01.2022

* Corresponding author

Hicri Yavuz

hicriyavuz@aku.edu.tr

Address: Department of Engine Vehicles and Transportation Technology, Vocational School of Afyon, Afyon Kocatepe University, Afyonkarahisar, 03200, Turkey.

1. Introduction

Brake pads are one of the most important parts of the automotive brake system. Depending on the conditions of use, the brake pad replacement periods vary according to the content of the materials that make up the pad. In recent years, studies have been carried out on brake pad components in which asbestos is not used at all or the copper content is reduced or not used at all [1]. The most important feature sought for the brake pad is that the friction coefficient value is high and the wear rate value is little. In addition, the materials that make up the brake pad content should not abrade the disc in a short time. Brake pad friction coefficient values should not change with different fluid contact. At high temperatures, the friction coefficient of the linings must be stable [2].

Brake pad composites have been specially formulated to provide better friction and wear performance in the slip caused by the contact between the disc and the brake pad. In the composite material structure, resin-based materials were generally used as binders and asbestos-type materials were used until the 1980s to provide the necessary mechanical properties. After 1980s, cotton, mineral, metal or organic materials were used instead of asbestos type fibrous materials due to lesser known

environmental and health problems. In addition to resin and fibrous materials, materials such as fillers, friction modifiers, and lubricants are added to the composite material to improve its mechanical, thermal, friction, and wear properties. Even a very small amount of the component has a large effect on friction and wear performance [2].

Brake pad composites are produced with different techniques from the combination of 5 to 20 different materials with different properties. The materials to be used in the composite composition are mixed with a mixer at different weight ratios at different cycles and time intervals. Mixed materials are produced in different pressure, temperature and time intervals either by cold + hot or just hot molding methods [2- 4]. In addition to the production methods, curing or sintering processes have also been carried out in different studies in the second stage [5- 6].

Phenolic resin is mostly used as a binder in scientific studies in the literature [7- 22]. Basalt fiber, organic fibers, banana peel fiber, aramid fiber, glass fiber, steel fiber, carbon fiber, fibrous vegetable products, flax fiber, and are used as reinforcing materials. As a friction modifier, organic juniperus drupacea cone powder, coleamanite, cashew powder, zirconium, alumina,

potassium titanate, brass, silica, copper, and plant-derived substances are used. Coke, and graphite were used as lubricants. Calcium carbonate, vermiculite, granite powder, clay, and barite were used as fillers [23- 63].

The friction and wear properties of brake pads are determined by Pin or dynamometer tests on the disc. Pin-on-disk tests are performed on sample-sized brake pads, and dynamometer tests are performed on real-size brake pads. The friction and wear mechanisms are determined by comparing the data obtained as a result of the experimental studies [61].

In the study, brake pad composites were produced from six materials in ten different mixture ratios. The materials forming the samples were mixed and the production was carried out by the hot molding method. In order to determine the friction coefficient and wear rates of the samples produced by the hot molding method which are the most important features sought for the brake lining, measurements were carried out in the brake lining tester. In addition to these measurements, the disk

roughness values were measured before and after the experiment in order to measure the density for the samples and to determine the roughness of the samples on the disk.

2.Material and method

2.1 Substances in the sample composition

In the study, glass fiber, phenolic resin, rubber powder, and graphite materials which made up the brake pad composites were used in fixed proportions while kaolin and huntite were used in different proportions. Huntite was increased by 5% and used in ten different composite brake pad samples up to 50% (Figure. 1.). It was named from A05 to A50 according to the amount of huntite in the sample components. The ratio at the end of the letter A indicates how much huntite was in the composition.




Fig. 1. The materials used in the production of the brake pad sample

Huntite mineral is a calcium magnesium carbonate mineral in the dolomite group under the carbonates class. Its chemical formula is $CaMg_3(CO_3)_4$, and its molecular weight is 353.03 grams (15.88% CaO, 34.25% MgO, and 49.87% CO_2). Huntite is used in industrial sectors such as paint, flame retardant, plastic, polymer, special rubber, and medicine. Studies on

flame retardant additive raw materials have come to the fore. Standards for use in other sectors have not yet been clarified. It absorbs heat as a result of endothermic reaction and reduces flame and surface temperatures [64]. Table 1. shows the content ratios of the materials that make up the composite brake pad samples.

Table 1. Sample content and mixing ratios (Weight percent (%))

Material	A05	A10	A15	A20	A25	A30	A35	A40	A45	A50
Glass fiber	20	20	20	20	20	20	20	20	20	20
Resin	22	22	22	22	22	22	22	22	22	22
Tire dust	3	3	3	3	3	3	3	3	3	3
Graphite	5	5	5	5	5	5	5	5	5	5
Kaoline	45	40	35	30	25	20	15	10	5	0
Huntite	5	10	15	20	25	30	35	40	45	50
Total	100	100	100	100	100	100	100	100	100	100

Glass fiber used in the production of composite brake pads was supplied from Sisecam Elyaf Sanayii AS Turkey. Powdered novalak resin was obtained from Cukurova Kimya Endüstrisi AS Turkey. Tire powder was procured from Kahya Rejenere Kauçuk ve Lastik Tozu İmalatı Ltd. Sti. Turkey. Graphite was obtained from Karabacak Madencilik Sanayi ve Dış Ticaret Turizm AS Turkey. Kaolin was procured from Esan Eczacıbaşı Endüstriyel Hammaddeler Sanayi ve Ticaret AS Turkey. Huntite mineral was obtained from the mine in Turkey where the study was carried out by Kuşcu et al. [65], and it was ground and powdered in the laboratory environment.

2.2 Sample preparation conditions

In the studies on brake pad sample production, the materials that make up the samples were mixed for up to 30 minutes in

different types of mixing devices. Brake pad samples were produced from the mixed materials at molding temperatures of up to 190 °C, molding pressures of up to 500 MPa, and molding times of up to 20 minutes [66].

For sample production, the materials whose mixing ratio is given in Table 1 were weighed on a precision balance of 0.001 g and mixed for 15 minutes at 190 rpm in I type powder mixing apparatus to form a homogeneous mixture. The mixed materials were placed in a molding capable of producing six samples at the same time with a sample diameter of 25.4 mm and pressed under 40 MPa pressure at 150 °C for 15 minutes. The production process of brake pad samples is shown schematically in Figure 2.

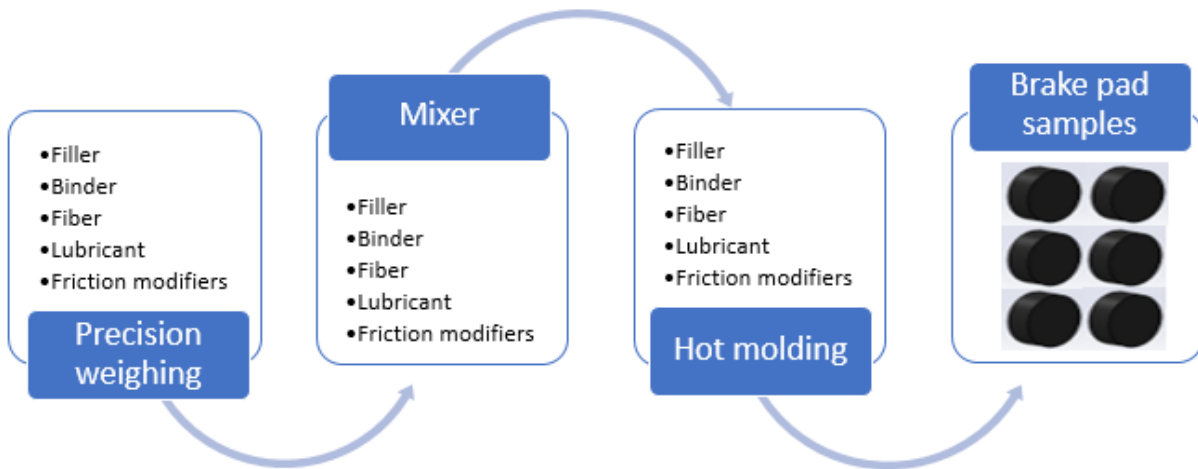


Fig. 2. Brake pad sample production process schematic illustration

2.3 Experimental Studies

2.3.1 Density Values

Density measurements of the test samples were determined according to the Archimedes principle. The average values

were taken by measuring the density of three different samples in the same group. Density values were between 1.915 and 2.005 g/cm³. The minimum density value was measured as 1.915 g/cm³ in the A05 sample and the maximum density value was 2.005 g/cm³ in the A30 sample. Density values in A35-A40-A45 samples were similar to each other (Table 2.).

Table 2. Density values of brake pad samples

Sample	A00	A05	A10	A15	A20	A25	A30	A35	A40	A45	A50
Density (g/cm ³)	1,981	1,915	1,978	1,942	1,991	1,985	2,005	1,998	1,997	1,997	1,968

2.3.2 Coefficient of Friction and Wear Rate Values

The friction coefficient and wear rate values are finding from the equations below by processing the data obtained from the brake system lining test device (Figure 3.) measurement results at 6 m/s speed at 1 Mp load and 5000 m test conditions.

Coefficient of friction (COF):

$$\mu = \frac{f}{F} \tag{1}$$

Where; μ : Coefficient of friction (COF), f: Friction force read on dynamometer [N], F: Compressive force applied to the test specimen [N] means.

Wear rate:

$$W_a = \frac{\Delta G}{S.M.d} \tag{2}$$

Where; W_a : Wear rate (mm³/Nm), ΔG : Weight loss (mg), S: Sliding distance (m), M: Loading weight (N), d: Density of wearing material (g/cm³) means.

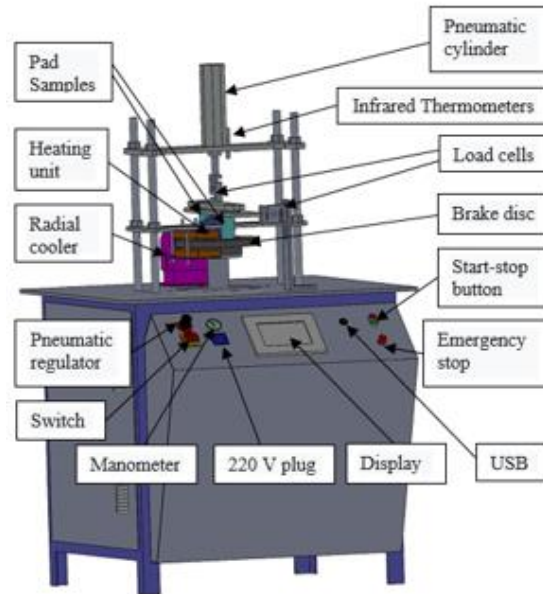


Fig. 3. Brake pad testing machine

The friction coefficient and wear rate values which are among the most important features sought for brake pads are given in Table 3. (The brake pad friction performance tables

determined in Turkey and China are taken into account for comparison.) [67- 68]

Table 3. The friction performance standards of brake pads

	Operating temperature (°C)					
	100	150	200	250	300	350
COF	0,25-0,65	0,25-0,70	0,25-0,70	0,25-0,70	0,25-0,70	0,20-0,70
Specified COF	± 0,08	± 0,10	± 0,12	± 0,12	± 0,14	± 0,14
Wear rate (10⁻⁷/Nm)	0-0,5	0-0,7	0-1,0	0-1,5	0-2,5*/2**	0-3,5*/2,5**

*Turkey, **China.

The friction coefficient values obtained in the experimental study were given in Figure 4. In the literature, it is stated that the friction coefficient should be at high values [66]. The highest value of the maximum coefficient of friction was measured in the sample coded A05, and the highest value of

the minimum coefficient of friction was measured in the sample A50. The highest average friction coefficient value was obtained in the A45 sample as 0.30. According to the brake pad standard specified in Table 3, the friction coefficient values of the brake pads were inside the limits.

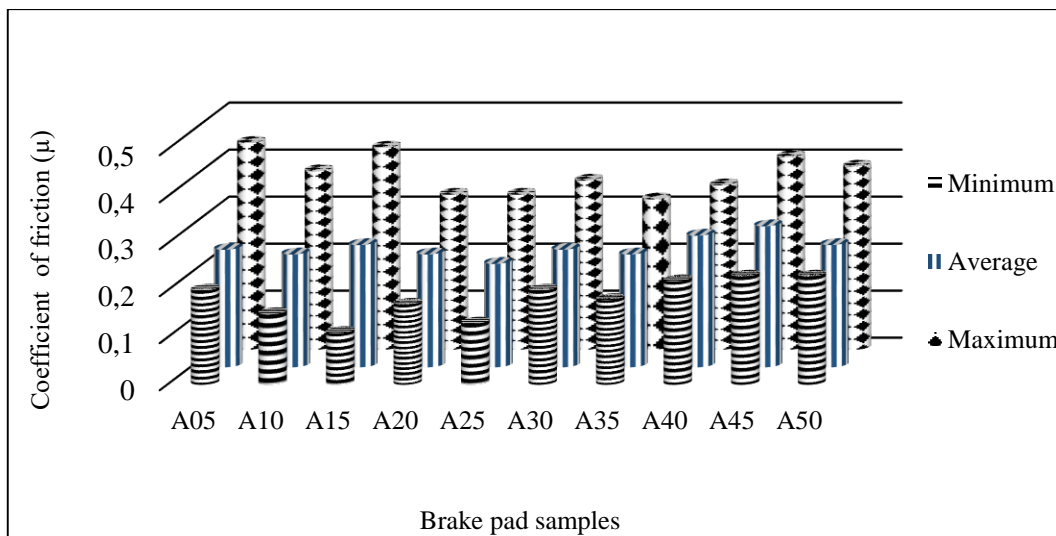


Fig. 4. Friction coefficient maximum, minimum and average values

The wear rate values were determined in the brake system pad tester at 5000 m, 6 m/s speed, and 1 Mp load (Figure 5.). While the highest wear rate was obtained in the A05 coded-

sample, the lowest value was obtained in the A10 coded sample with a value of 0.058×10^{-7} . Wear rate values were in accordance with the standards specified in Table 3. for all the brake pad samples.

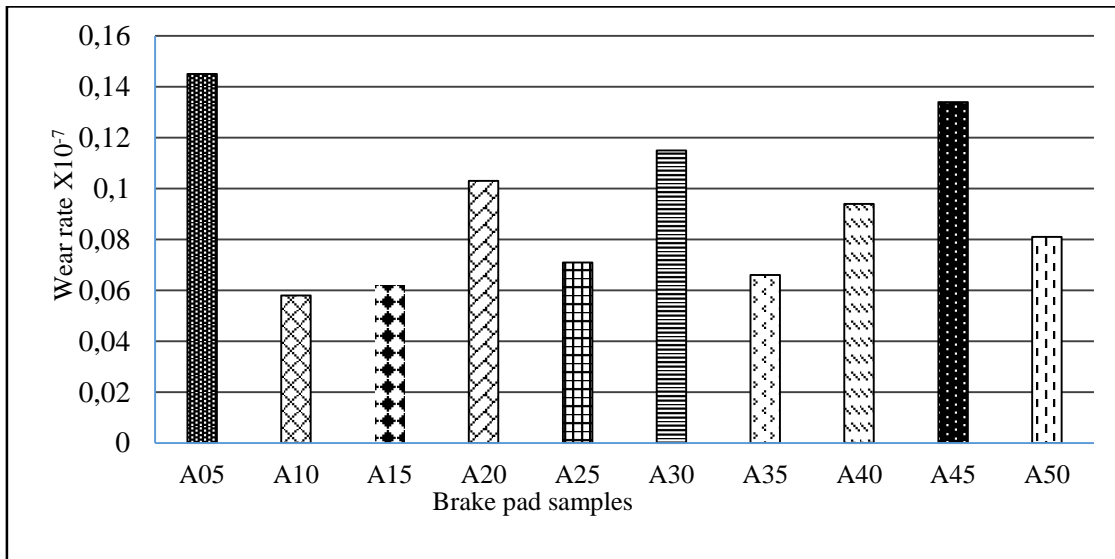


Fig. 5. Wear rates (x10⁻⁷ cm³/Nm)

2.3.3 Disc roughness values

Ra roughness values from three 3 fixed points (Figure 6.) determined on the disc were measured before the experiment started and after the experiment was finished. The values were showed in Figure 7. by taking the average of the measured values.

Due to the abrasive effect of the brake pad samples, the disc roughness values increased after the test compared to the pre-test. The Ra roughness changed at a minimum value of 0.031 μm in the A25 sample.



Fig. 6. Disc roughness measuring points

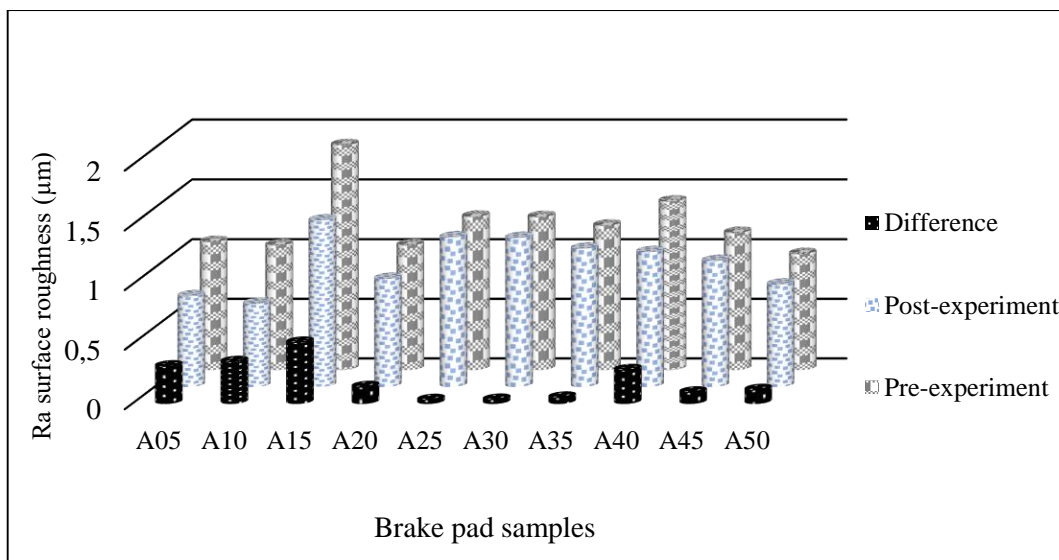


Fig. 7. Ra Disc Roughness

3. Conclusions and future perspectives

An experimental study was carried out to determine the use of huntite mineral which is used in different areas in the industry for brake pad composites. The materials used for the production of composite brake pads were mixed in an I-type mixer to form a homogeneous mixture. The samples were produced from the mixed materials by hot pressing method in a 6-cavity molding.

The densities of the samples were determined according to the Archimedes principle, and then the friction coefficient and wear rate values were experimentally examined in the brake pad testing device for the samples.

Density values were between 1.915-2.005 g/cm³ and showed similarity to the studies in the literature [66, 69].

Friction coefficient average values were taken into account. The average friction coefficient value was obtained at most in the A45 coded sample. The friction coefficient values of all samples were inside the standard limits.

Minimum wear rate is required for wear rate values. The minimum wear rate was measured on sample coded A10 and all pad samples were inside brake pad standards.

Disc roughness is an important consideration for the lifetime of the disc, and disc roughness values changed little in the A25-A30 and A35 samples. Disc wear will be less in working with these samples.

As a result, the friction coefficient and wear rate values which are the most important features sought for the pads were in accordance with the brake pad standards in the produced samples. Huntite mineral can be used in brake linings for all mixing ratios made in the study.

Funding

This study has been supported by the Scientific Research Projects Coordination Unit of Afyon Kocatepe University. Project Number: 20.FEN.BIL.50

Acknowledgement

We would like to thank all the companies that contributed to the procurement of the materials used in this study.

Conflict of Interest Statement

The authors declare that there is no conflict of interest in the study.

CRedit Author Statement

Hicri Yavuz: Conceptualization, Investigation, Methodology, Resources, Software, Writing - original draft

Hüseyin Bayrakceken: Investigation, Project administration, Supervision, Validation, Writing- review & editing

References

- [1] Hatam A. and Khalkhali A, Simulation and sensitivity analysis of wear on the automotive brake pad, *Simulation Modelling Practice and Theory* 2018; 84: 106–123.
- [2] Day A, *Braking of Road Vehicles*, Butterworth-Heinemann is an imprint of Elsevier Waltham, USA; 2014.
- [3] Ahmadijokani F, Alaei Y, Shojaei A, et.al Frictional behavior of resin-based brake composites: Effect of carbon fibre reinforcement, *Wear* 2019; 420–421: 108–115.
- [4] Aranganathan N. and Bijwe J, Comparative performance evaluation of NAO friction materials containing natural graphite and thermo-graphite, *Wear* 2016; 358-359: 17–22.
- [5] Amirjan M, Microstructure, wear and friction behavior of nanocomposite materials with natural ingredients, *Tribology International* 2019; 131: 184–190.
- [6] Guo W, Bai S, Ye Y, et al. A new strategy for high-value reutilization of recycled carbon fiber: Preparation and friction performance of recycled carbon fiber felt-based C/C-SiC brake pads, *Ceramics International* 2019; 45: 16545–16553.
- [7] Aras S. and Tarakçioğlu N. Optimization and assessment of brake pad production parameters and organic Juniperus drupacea cone powder additive ratio using the Taguchi method, *Journal of Composite Materials* 2021; 55.20: 2705–2719.
- [8] Wei L, Choy Y.S, Cheung C.S, et al. Comparison of tribology performance, particle emissions and brake squeal noise between Cu-containing and Cu-free brake materials, *Wear* 2021; 466-467: 203577.
- [9] Ikpambese K.K, Gundu D.T. and Tuleun L.T. Evaluation of palm kernel fibers (PKFs) for production of asbestos-free automotive brake pads, *Journal of King Saud University – Engineering Sciences* 2016; 28: 110–118.
- [10] Kumar S. and Ghosh S. K. Porosity and tribological performance analysis on new developed metal matrix composite for brake pad materials, *Journal of Manufacturing Processes* 2020; 59: 186–204.
- [11] Jeganmohan S. R, Christy T.V, Solomon D. G, et. al. Influence of calcium sulfate whiskers on the tribological characteristics of automotive brake friction materials, *Engineering Science and Technology, an International Journal* 2020; 23: 445–451.
- [12] Tavangar R, Moghadam H. A, Khavandi A, et al. Comparison of dry sliding behavior and wear mechanism of low metallic and copper-free brake pads, *Tribology International* 2020; 151: 106416.
- [13] Krishnan G. S, Kumar S, Suresh G, et. al. Role of metal composite alloys in non-asbestos brake friction materials-A solution for copper replacement, *Materials Today: Proceedings* 2021; 45-2: 926-929.
- [14] Bindaa F. F, Oliveiraa V. A, Fortulan C. A, et al., Friction elements based on phenolic resin and slate powder, *Journal of Materials Research Technology* 2020; 9(3): 3378–3383.
- [15] Ahmadijokani F, Shojaei A, Dordanihaghghi S, et. al. Effects of hybrid carbon-aramid fiber on performance of non-asbestos organic brake friction composites, *Wear* 2020; 452-453: 203280.

- [16] Che Q, Li H, Zhang L, et. al. Role of carbon nanotubes on growth of a nanostructured double-deck tribofilm yielding excellent self-lubrication performance, *Carbon* 2020; 161: 445-455.
- [17] Leonardi M, Alemani M, Straffelini G, et. al. A pin-on-disc study on the dry sliding behavior of a Cu-free friction material containing different types of natural graphite, *Wear* 2020; 442-443: 203157.
- [18] Singh T, Pruncu C. I, Gangil B, et. al. Comparative performance assessment of pineapple and Kevlar fibers based friction composites, *Journal of Materials Research Technology* 2020; 9-2: 1491-1499.
- [19] Pujari S. and Srikanth S. Experimental investigations on wear properties of Palm kernel reinforced composites for brake pad applications, *Defence Technology* 2019; 15: 295-299.
- [20] Joo B. S, Chang Y. H, Seo H. Jo, et. al. Effects of binder resin on tribological properties and particle emission of brake linings, *Wear* 2019; 434-435: 202995.
- [21] Marina E, Daimon E, Boschetto F, et al. Diagnostic spectroscopic tools for worn brake pad materials: A case study, *Wear* 2019; 432-433: 202969.
- [22] Antonyraj I. J. and Singaravelu D. L. Tribological characterization of various solid lubricants-based copper-free brake friction materials – A comprehensive study, *Materials Today: Proceedings* 2020; 27: 2650-2656.
- [23] Barros L.Y, Poletto J. C, Neisa P. D, et al. Influence of copper on automotive brake performance, *Wear* 2019; 426-427: 741-749.
- [24] Singaravelu D. L, Vijay R. and Filip P. Influence of various cashew friction dusts on the fade and recovery characteristics of non-asbestos copper free brake friction composites, *Wear* 2019; 426-427: 1129-1141.
- [25] Jara D. C. and Jang H, Synergistic effects of the ingredients of brake friction materials on friction and wear: A case study on phenolic resin and potassium titanate, *Wear* 2019; 430-431: 222-232.
- [26] Mahale V, Bijwe J. and Sinha S, Efforts towards green friction materials, *Tribology International* 2019; 136: 196-206.
- [27] M.Al-Sarraf A. H. R. Study on adhesion wear damage done on the hybrid composite Novolac under the experimental variables, *Energy Procedia* 2019; 157: 644-654.
- [28] Jeganmohan S. and Sugoza B, Usage of powder pinus brutia cone and colemanite combination in brake friction composites as friction modifier, *Materials Today: Proceedings* 2020; 27: 2072-2075.
- [29] Kim J. W, Joo B. S. and Jang H. The effect of contact area on velocity weakening of the friction coefficient and friction instability: A case study on brake friction materials, *Tribology International* 2019; 135: 38-45.
- [30] Ahmadijokani F, Shojaei A, Arjmand M, et. al. Effect of short carbon fiber on thermal, mechanical and tribological behavior of phenolic-based brake friction materials, *Composites Part B* 2019; 168: 98-105.
- [31] Liu Y, Wang L, Liu D, et al. Evaluation of wear resistance of corn stalk fiber reinforced brake friction materials prepared by wet granulation, *Wear* 2019; 432-433: 102918.
- [32] Rajan S, Balaji S. M. A. and Noorani M. A. Tribological performance of graphene/graphite filled phenolic composites -A comparative study, *Composites Communications* 2019; 15: 34-39.
- [33] Ojha A. R. and Biswal S. K. Thermo physico-mechanical behavior of palm stalk fiber reinforced epoxy composites filled with granite powder, *Composites Communications* 2019; 16: 158-161.
- [34] Sathish S, Kumaresan K, Prabhu L, et. al. Experimental investigation of mechanical and morphological properties of flax fiber reinforced epoxy composites incorporating SiC and Al₂O₃. *Materials Today: Proceedings* 2020; 27: 2249-2253.
- [35] Lertwassana W, Parnklang T, Mora P, et. al. High performance aramid pulp/carbon fiber-reinforced polybenzoxazine composites as friction materials, *Composites Part B* 2019; 177: 107280.
- [36] Lee J. j, Lee J. A, Kwon S, et. al. Effect of different reinforcement materials on the formation of secondary plateaus and friction properties in friction materials for automobiles, *Tribology International* 2018; 120: 70-79.
- [37] Neis P.D, Ferreira N.F, Fekete G, et. al. Towards a better understanding of the structures existing on the surface of brake pads, *Tribology International* 2017; 105: 135-147.
- [38] Jadhav S.P. and Sawant S.H, Review paper: Development of novel friction material for vehicle brake pad application to minimize environmental and health issues, *Materials Today: Proceedings* 2019; 19: 209-212.
- [39] Chang Y. H, Joo B. S, Lee S. M, et al. Size effect of tire rubber particles on tribological properties of brake friction materials, *Wear* 2018; 394-395: 80-86.
- [40] Ma Y, Liu Y, Wang L, et. al. Performance assessment of hybrid fibers reinforced friction composites under dry sliding conditions, *Tribology International* 2018; 119: 262-269.
- [41] Menapace C, Leonardi M, Matějka V, et. al. Dry sliding behavior and friction layer formation in copper-free barite containing friction materials, *Wear* 2018; 398-399: 191-200.
- [42] Tamo R. S. F and Koya O.A, Influence of palm kernel shell particle size on fade and recovery behaviour of non-asbestos organic friction material, *Procedia Manufacturing* 2017; 7: 440-451.
- [43] Durowaye S. I. and Sekunowo O. I. Lawal A. I, et. al. Development and characterisation of iron millscale particlereinforced ceramic matrix composite, *Journal of Taibah University for Science* 2017; 11: 634-644.
- [44] Chandradass J, Surabhi M. A, Sethupathi P. B, et. al. Development of low-cost brake pad material using asbestos free sugarcane bagasse ash hybrid composites, *Materials Today: Proceedings* 2021; 45: 7050-7057.
- [45] Aranganathan N. and Bijwe J, Development of copper-freeeco-friendly brake-friction material using novel ingredients, *Wear* 2016; 352-353: 79-91.
- [46] Barros L.Y, Polettoa J. C, Neisa P. D, et al. Influence of copper on automotive brake performance, *Wear* 2019; 426-427: 741-749.
- [47] Yashwhanth S, Mithun M. M, Anandhan R, et. al. Present knowledge and perspective on the role of natural fibers in the brake pad material, *Materials Today: Proceedings* 2021; 46: 7329-7337.

- [48] Cai P, Wang Y, Wang T, et. al. Effect of resins on thermal, mechanical and tribological properties of friction materials, *Tribology International* 2015; 87: 1–10.
- [49] Gweon J. H, Joo B. S. and Jang H. The effect of short glass fiber dispersion on the friction and vibration of brake friction materials, *Wear* 2016; 362-363: 61–67.
- [50] Aranganathan N, Mahale V. and Bijwe J, Effects of aramid fiber concentration on the friction and wear characteristics of non-asbestos organic friction composites using standardized braking tests, *Wear* 2016; 354-355: 69–77.
- [51] Pavitra J, Bharath P.B, Suresha B, et. al. Effect of short glass fiber and ferrosilicon content on mechanical properties of phenolic based friction composite material, *Materials Today: Proceedings* 2018; 5: 7915–7923.
- [52] Maa, Y, Wub S, Zhuang J, et al. Tribological and physio-mechanical characterization of cow dung fibers reinforced friction composites: An effective utilization of cow dung waste, *Tribology International* 2019; 131: 200–211.
- [53] Singh T, Patnaik A. and Chauhan C, Optimization of tribological properties of cement kiln dust-filled brake pad using grey relation analysis, *Materials and Design* 2016; 89: 1335–1342.
- [54] Lyu Y, Leonardi M, Wahlstrom J, et al. Friction, wear and airborne particle emission from Cu-free brake materials, *Tribology International* 2020; 141: 105959.
- [55] Sun W. and Zhou W, Effects of friction film mechanical properties on the tribological performance of ceramic enhanced resin matrix friction materials, *Journal of Materials Research Technology* 2019; 8 (5): 4705–4712.
- [56] Rajkumar K, Ramraji K, Nambiraj K.M, et. al. A study on wear assessment of AA6061-B4C-Nanographite hybrid composite, *Materials Today: Proceedings* 2020; 27-2: 2020, 696-701.
- [57] Serrano-Munoz I, Rapontchombo, J. Magnier V, et. al. Evolution in microstructure and compression behaviour of a metallic sintered friction material after braking, *Wear* 2019; 436–437: 202947.
- [58] Yin T, Fu Q, Zhou L, et al. Superior wear resistance of boron phenolic resin-based composites using fluorine rubber micro powder as high-performance additive, *Tribology International* 2020; 142: 106001.
- [59] Eriksson M. and Jacobson S. Tribological surfaces of organic brake pads, *Tribology International* 2000; 33: 817–827.
- [60] Saha D. and Satapathy B. K. Friction hysteresis and subsequent wear mechanism of clay-based phenolic composites under cyclic load, *Materials Today: Proceedings* 2019; 19: 196–204.
- [61] Federici M, Alemani M, Menapace C, et. al. A critical comparison of dynamometer data with pin-on-disc data for the same two friction material pairs – A case study, *Wear* 2019; 424–425: 40–47.
- [62] Ahlawat V, Anuradha P. and Kajal S. Preference selection of brake friction composite using entropy-VIKOR technique, *Materials Today: Proceedings* 2021; 46-19: 9573-9579.
- [63] Mahale V. and Bijwe J. Exploration of plasma treated stainless steel swarf to reduce the wear of copper-free brake-pads *Tribology International* 2020; 144: 106111.
- [64] <https://www.mta.gov.tr/v3.0/sayfalar/bilgi-merkezi/maden-serisi/Huntit.pdf>
- [65] Kuscü M, Cengiz O. and Kahya A. Mineralogy and Geochemistry of Sedimentary Huntite Deposits in the Egirdir-Hoyran Lake Basin of Southern Turkey, *Journal Geological Society of India* 2018; 91: 496-504.
- [66] Aras S, Investigation of the use of organic material-based hybrid friction composites in pad production, PhD Thesis, University of Selçuk, TR, 2019.
- [67] TS 555. Turkish Standard, Road vehicles - Brake linings and pads for friction type brakes, ICS 43.040.40, Ankara, Turkey, 2019.
- [68] Li W, Yang X, Wang S, et. al. Research and prospect of ceramics for automotive disc-brakes, *Ceramics International* 2021; 47: 10442–10463.
- [69] Sugözü B, The effect of additive of nano silica, nano alumina and nano zircon abrasive particles on brake lining properties, PhD Thesis, University of Selçuk, TR, 2016.