

## Impacts of the Form Design and Operational Factors on the Energy Consumption of a Solar-Powered Boat: A System Dynamics Approach

### Güneş Enerjili Bir Teknenin Enerji Tüketimi Üzerinde Form Tasarımı ve İşletme Faktörlerinin Etkileri: Bir Sistem Dinamiği Yaklaşımı

Türk Denizcilik ve Deniz Bilimleri Dergisi

Cilt: 9 Sayı: 2 (2023) 66-81

Burak GÖKSU<sup>1</sup> , Onur YÜKSEL<sup>1,\*</sup> 

<sup>1</sup>Zonguldak Bulent Ecevit University, Maritime Faculty, Marine Engineering Department, Zonguldak, Türkiye

#### ABSTRACT

This research paper aims to design a solar-powered boat and analyze the effects of environmental and form-related factors on power consumption and battery duration by utilizing a system dynamics approach-based simulation. The boat form is designed as the planing hull and its hull resistance analysis was ensured in Maxsurf package program. PV panels with 548 W power output and two battery packs with 4660 Wh capacity were placed on the hull body to employ an electric motor with a 10-kW nominal power output. Two MPPTs were implemented in the system to increase solar system efficiency. The relationships between all system components were modelled in Vensim software to observe battery endurance changes under different conditions. Results demonstrated that the ideal vessel speed is calculated to be around 7 knots with roughly 8 hours of battery duration for the designed boat. A critical stage of charge for sailing is 40% since 1.63 hours of cruising time may be achieved while maintaining a speed of 5 m/s (9.72 knots). Indeed, the boat's rising trim angle shortens the battery discharge time; thus, navigation by no trim angle is the most effective usage for the vessel.

**Keywords:** Solar-powered boat, System dynamics, Photovoltaic system, Renewable energy

#### Article Info

Received: 28 March 2023

Revised: 29 May 2023

Accepted: 29 May 2023

\* (corresponding author)

E-mail: onur.yuksel@beun.edu.tr

**To cite this article:** Göksu, B., Yüksel, O., (2023). Impacts of the Form Design and Operational Factors on the Energy Consumption of a Solar-Powered Boat: A System Dynamics Approach, *Turkish Journal of Maritime and Marine Science* 9 (2): 66-81. doi: 10.52998/trjmms.1272543.

## ÖZET

Bu araştırma makalesi, güneş enerjisiyle çalışan bir tekne tasarlamayı ve çevresel ve biçimle ilgili faktörlerin güç tüketimi ve batarya süresi üzerindeki etkilerini sistem dinamiği yaklaşımına dayalı bir simülasyon kullanarak analiz etmeyi amaçlamaktadır. Tekne formu, kayma gövdesi olarak tasarlanmış ve gövde direnci analizi Maxsurf paket programında yapılmıştır. 548 W güç çıkışına sahip PV paneller ve 4660 Wh kapasiteli iki adet pil paketi, 10 kW nominal güç çıkışına sahip bir elektrik motorunu çalıştırmak için gövde gövdesine yerleştirilmiştir. Güneş enerjisi sistemi verimliliğini artırmak için sistemde iki adet MPPT kullanılmıştır. Tüm sistem bileşenleri arasındaki ilişkiler, farklı koşullar altında pil dayanıklılık değişikliklerini gözlemlemek için Vensim yazılımında modellenmiştir. Sonuçlar, tasarlanan tekne için ideal tekne hızının yaklaşık 8 saat batarya kullanım süresi ile 7 knot hesaplandığını göstermiştir. %40 şarj durumu seyir için kritik bir olarak belirlenmiştir, çünkü hız 5 m/s (9,72 knot) sabit tutularak %40 seviyesinde 1,63 saat seyir süresi sağlanabilmektedir. Teknenin artan trim açısı akünün deşarj süresini kısaltmaktadır ve trim açısı olmadan seyir tekne için en etkili kullanım olarak belirlenmiştir.

**Anahtar sözcükler:** Güneş enerjili tekne, Sistem dinamikleri, Fotovoltaik sistem, Yenilenebilir enerji

## 1. INTRODUCTION

Technological improvements and the growth of population yield a remarkable increase in the energy demand around the Globe (Kannan and Vakeesan, 2016). Fossil fuels have met the raised energy demand since the 1800s; however, the world has faced crucial environmental issues because of exploiting fossil fuels. The emerging problems can be classified as major environmental accidents, water pollution, marine pollution, land use and sitting impact, solid waste disposal, hazardous air pollutants, poor air quality, acid rain, stratospheric ozone depletion, and global climate change. In addition, fossil fuel reserves have been depleted since they are non-renewable sources. That's why the utilization of Renewable Energy Sources (RESs) in every industry becomes a more significant issue considering the current environmental and economic situation in the World (Dincer, 2000; Kannan and Vakeesan, 2016; Mueller and Wallace, 2008).

The maritime transportation industry unquestionably harms environmental factors (Eyring *et al.*, 2005). A 2021 analysis from the International Energy Agency noted that international maritime freight transit accounts for around 2% of energy-based CO<sub>2</sub> emissions. (Connelly and Idini, 2022). Over the past ten

years, the International Maritime Organization (IMO) has established ambitious objectives to reduce greenhouse gas emissions from maritime traffic. The IMO has set a target of at least a 40% decrease in carbon emissions from 2008 to 2030 (Ivanova, 2021). The Energy Efficiency Existing Ship Index (EEXI), released on June 17, 2021, replaced the Energy Efficiency Design Index (EEDI) to lower carbon emissions from existing ships. Using the weight of the cargo carried and the distance travelled, EEXI determines the ship's energy efficiency and displays its carbon emissions (Spinelli *et al.*, 2022). The EEXI-linked Carbon Intensity Indicator (CII) reduction factor measures how much operation-based carbon intensity has been reduced. If a marine vessel has 5000 gross tons (GT) or more, its CII performance must be monitored annually, and the CII and EEXI documentation has to be completed by January 1, 2023. Passenger ships and oceangoing freight boats with 400 GT or more must compute their EEXI. The approaching, brief deadline prompts the vessel's crew to use and improve energy-efficient technology and alternative energy sources (Konur *et al.*, 2023; S. Wang *et al.*, 2021).

Some significant challenges and issues exist in the field of RESs. The most crucial ones can be listed as survivability, reliability, and

affordability. The decided system's resource selection must consider precise projected effective operating circumstances. A well-integrated renewable energy system results in fewer interactions between the parts. The design parameters of the system will be assessed and chosen using numerical modelling tests and calculations (Mueller and Wallace, 2008). Different types of energy sources and their potentials are considered when determining a renewable energy source for a system. In the literature, the potentials of alternative energy sources are examined under the following five different aspects (Hoogwijk and Graus, 2008):

- Theoretical potential is the highest level of potential. This only accounts for natural and climate parameter constraints.
- The geographical potential is a theoretical potential reducing factor that most renewable energy sources have geographical restrictions, e.g., land use and land cover. The geographical potential is the theoretical potential constrained by the resources in geographical regions.
- The technical potential is further reduced geographical potential due to technical limitations in conversion efficiency.
- Economic potential is the technical potential for cost levels considered competitive.
- Market potential refers to the total amount of renewable energy that can be applied on the market, considering market potential, energy demand, competing technologies, costs and subsidies of renewable energy sources, and obstacles. The market potential, including opportunities, may be greater than theoretically the economic potential, but it will turn into potential market potential due to potential hindrances.

Solar-powered boats are becoming increasingly popular for recreational and daily use since they are quiet, reliable, maintenance-free, and simple to operate. The case boat in this study, which will be used for both transportation and pleasure without polluting the environment, is constantly charged by the sun throughout daytime hours, eliminating the need for fossil fuel replenishment. This single-passenger capacity concept vessel can transfer energy from the main line during the time it is moored to the

dock on cloudy days or is heavily utilized. This design, which enables personal use, is intended for use in touristic areas such as Izmir and regions with year-round long sunlight hours.

## 2. LITERATURE REVIEW

Considering the information given before in this research and the goals set by IMO, solar energy utilization is a reasonable choice for marine vessels. Especially for small ships, the electric motor, battery, and photovoltaic (PV) combination can provide decent propulsion. Small marine vessels can now use battery and electric motor propulsion due to technological enhancements to guarantee zero-emission ships (Solangi *et al.*, 2011). The all-electric ship (AES) and hybrid-powered ship concepts have been the subject of some research papers published in the previous decade. Nóbrega and Rössling, (2012) presented a design for a pleasure ship having a hybrid propulsion unit. The calculations and analyses have been carried out for the PV panel and diesel engine. Rivera-Solorio *et al.* (2013) designed and constructed an AES by utilizing computational fluid dynamics (CFD) within the scope of a student project. Cupelli *et al.* (2015) reviewed the technological progress of network architectures and approaches for AESs regarding network stability. Kabir *et al.* (2017) retrofitted a conventional ferry into a solar-powered boat with 1 kW solar panels and 9600 Wh energy storage units. Batteries that are fully charged can propel the vessel 60 kilometers at a speed of 3 knots. Balsamo *et al.* (2017) presented a novel energy management strategy (EMS) for a hybrid storage system involving batteries and supercapacitors for an AES using a simulation written in MATLAB/Simulink environment. Banjarnahor *et al.* (2017) designed a wind and solar energy harvester to supply energy for a refrigerator in a fishing boat. Solar panels provided daily 815-817 Wh of energy while wind turbines ensured 43-62 Wh that met the energy demand of the fishing boat. Nasirudin *et al.* (2017) introduced a methodology to optimize and determine the size of a PV system considering the minimum cost. The golden search algorithm is utilized to gather minimum

propulsion power, and the Simplex algorithm is used to reduce battery and PV module costs. The optimal design is found as 32 PV modules (8.96 kW) and 32 batteries (34.56 kWh), while water line dimensions are 14.44 meters long, 4.37 meters wide, 0.852 meters deep, and 16.258 tons in total displacement. The PV system's annual capital cost is around \$3557. Tamunodukobipi *et al.* (2018) analyzed the design of a solar-powered light weigh leisure AES. The ship had the catamaran form, and the resistance was calculated as 740 N at 5 knots using Savitsky and CAHI techniques. 3 HP of Electric motors and batteries having 235 Ah capacity were chosen, regarding the propulsion system the size of the PV module was determined. Kurniawan and Shintaku (2018) ensured a control strategy for PV power distribution in an AES. When the PV array voltage is kept above 95 V, the maximum power from the PV panel can be obtained with 99% efficiency. Chao *et al.* (2018) conducted research that involved a design for a PV power distribution of a marine vessel system having ten PV panels, a maximum power point tracker (MPPT), and a controller. The proposed system improved energy efficiency by approximately 28%, while the solar system met 40-50% of total power depending on sunlight exposure. Leung and Cheng, (2018) ensured an analysis based on various case studies for a solar-powered ship design. The results depicted that PV panel utilization can reduce up to 77.42% of CO<sub>2</sub>, depending on the panel efficiency. Obaid *et al.* (2019) designed and simulated a hybrid electric-powered boat that includes a fuel cell, wind, and solar energies with an MPPT system. The simulation's outcomes can be used to indicate how the electric boat can keep going even when the wind and sun irradiance change. Pakhmode *et al.* (2019) provided a solar-powered water surface garbage gathering ship design to prevent water pollution and to assist with safety and security-related duties.

System Dynamics (SD) approach is one of the system thinking methodologies that avoids most jargon and complex explanations while operating in a whole-system approach (Hjorth and Bagheri, 2006). SD has been utilized to evaluate energy systems and their

environmental sustainability in various fields. Anand *et al.* (2006) applied the SD approach to evaluate the reduction of CO<sub>2</sub> emissions from the cement industry. Results showed that based on an integrated reduction scenario introduced in the paper, a 42% reduction in CO<sub>2</sub> emissions can be ensured. Aslani *et al.* (2014) discussed and analyzed energy dependency and the impact of the policies in Finland. Despite Finland's projected 7% increase in power and heating demand by 2020, analysis indicates that import dependence will decline by 1% to 7%, depending on the scenarios used. Pizzitutti *et al.* (2017) carried out research that comprises a decision-support framework for tourism management in the Galapagos Islands of Ecuador using the SD method. The remarkable issues for the region to enlarge the human occupation are found as the unique natural ecosystem of the Islands is under threat from an increasing number of invasive species, and the capacity of the Galapagos National Park to receive tourists is quickly being reached. Esmaili and Ahmadian (2018) conducted a simulation of the long-term electricity market using the SD method to observe the impact of the current and proposed research and development encouragements on wind energy investments. The outcomes showed that the suggested incentive was more successful than other well-known encouragements. Gravelsins *et al.* (2018) modelled the flexibility of energy generation using the SD method. Findings demonstrated that the limitations of intermittent power generation from renewable sources that can be integrated into the power system are raised by the consequences of technological disruption in the model. Jia *et al.* (2019) investigated the impact of the air pollution charging fee (APCF) policy to lower haze pollution in China using a dynamic simulation based on the SD approach. The simulation results demonstrated that the APCF policy successfully achieved the beneficial scenario of pollution reduction and congestion release. Liu *et al.* (2019) assessed the energy performance gaps of green offices in China using an SD methodology. The findings suggest that building managers should focus more on interactions with regular tenants and less on messages with

austerity inhabitants to raise occupant awareness of energy conservation.

Pereira *et al.* (2020) analyzed the effects of energy change in medium-sized industries on the sustainability of small and medium industries using the combination of the fuzzy cognitive mapping and SD method. The experts validated the model's performance, and the authors also examined their constructivist, process-oriented framework's benefits, drawbacks, and implications for both study and practice. Pan *et al.* (2021) provided an SD simulation to evaluate the effectiveness of trading policies related to carbon emission reduction. Results indicated that a successful emission reduction could be achieved with the utilization of multiple policies. Joshi *et al.* (2021) ensured an SD-based simulation to assess the effect of the policies on recycling lead-acid batteries. Although a very high subsidy can result in the closure of regulated and unregulated recycling businesses, the authors' findings show that subsidizing formal batteries can minimize the amount of lead excretion. Baskoro *et al.* (2021) evaluated the coal utilization scenarios in Indonesia using the SD methodology. The findings indicate that Indonesia's coal production will rise in the future. Among these scenarios, an environmentally oriented scenario can lead to 33.5% of coal, 19.4% of oil, 7.8% of gas, and 39.3% of RES usage. Mobaseri *et al.* (2021) investigated waste reduction in the food industry and its environmental impact using the SD methodology. Based on the findings, annual food demand and energy consumption increases will be 1.35% percent and 3.31%, respectively. In these conditions, pollution emissions increase by 4% annually, reaching 1.13 million tons in 2031. Sheheryar *et al.* (2021) estimated CO<sub>2</sub> emission reduction through the utilization of ultrahigh-performance concrete instead of ordinary Portland cement concrete using the SD method. Results indicated that the usage of mentioned concrete can reduce CO<sub>2</sub> emission by 17%. Stasinopoulos *et al.* (2021) conducted an SD approach-based analysis of the GHG emission reduction potential using an autonomous vehicle fleet. The findings revealed that the greenhouse gas intensity of the energy

supply and fuel efficiency of internal combustion engine vehicles have the greatest impact on reducing greenhouse gas emissions. Although the benefits may be offset by autonomous vehicles' inefficiency and increased demand. Ye *et al.* (2021) analyzed the efficiency of a certified emission reduction scheme in China and its impacts on CO<sub>2</sub> emissions through case scenarios using the SD approach. Findings depicted that the double trading market scenario compared to the baseline scenario can produce much extra cost savings over time. Daneshgar and Zahedi (2022) assessed the probability and generation capacity of hydropower plants using the data gathered from Karun 1 and SD approach. Different scenarios were tried regarding water release methods and cost limits. The findings depicted that the most profited scenario provided 3047 \$/MW for two years and was the discharging of 15% of the dam. Francis and Thomas (2022) presented a methodology named dynamic life cycle sustainability assessment based on SD methodology. The case study findings demonstrate that underestimating general sustainability impacts by around 50% and specific environmental impacts by about 12% when time-dependent dynamic factors are ignored in building sustainability assessments. Kong *et al.* (2022) examined the impact of carbon reduction amendments on the maritime supply chain using a case-based SD approach. The outcomes demonstrate that shore power has a huge potential for lowering emissions. Shadman *et al.* (2022) investigated the implementation, future, and role of RES in Malaysia by utilizing the SD approach in terms of aspects of energy security. The results indicated that Malaysia's total environmental sustainability can be improved, and its reliance on energy imports can be decreased. Eftekhari Shahabad *et al.* (2022) explored the impacts of the incentives for solar panels utilized in houses using SD methodology through a case study in Iran. Results highlighted that it is vital to implement additional policies in addition to subsidies, such as building sizable renewable power plants or deconstructing outdated inefficient fossil fuel power plants.

The first part of the literature review involved

the RES-powered ship and illustrated that the AES concept was analyzed majorly in terms of ship design, EMS optimization, microgrid enhancements, economic analysis, route optimization, and component sizing. The second part of the review was about SD approach-based simulations about energy modelling, energy dependency analysis, and PV panel utilization in various fields such as cement and automotive industries. Studies also investigated emission reduction strategies and predictions of energy source distribution by using the SD approach. The review depicted that there has been a research gap in the evaluation and enhancement of the solar-powered marine vessel's performance by utilizing SD methodology. This study's objectives include designing a solar-powered boat and using an SD approach-based simulation to examine how environmental and form-related elements affect power consumption and battery life. The SD technique is a well-known and practical methodology that can successfully simulate this kind of dynamic system. The boat form is designed as the planing hull type and its analysis were ensured in Maxsurf software. Boats with planing hulls are made to rise up and glide over the water when enough power is applied (Savitsky, 1964). PV panels with 548 W power output and two battery packs with 4660 Wh capacity were placed on the hull body to employ an electric motor with a 10-kW nominal power output. Two MPPTs were implemented in the system to increase efficiency. Vensim software was used to simulate the relationships between every system component to track variations in battery endurance under various circumstances. The main motivation is to optimize the energy

demand for components of PV-powered boats and to attain increased battery discharge time.

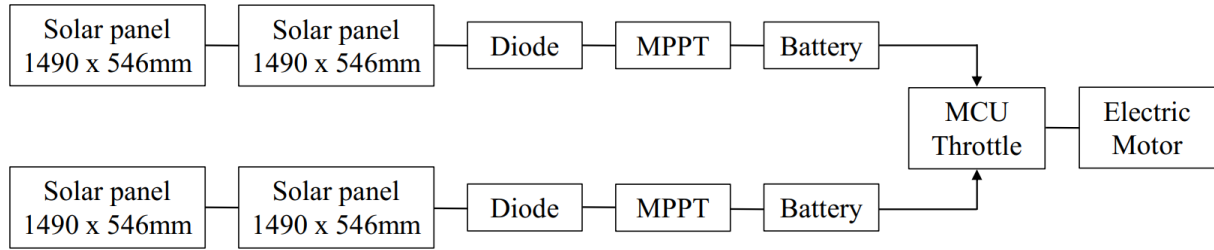
### 3. SYSTEM DESCRIPTION

The investigated system configuration involves PV panels, MPPT, battery sets, an electric motor and propeller, and the hull. The specifications of the system components shown in the diagram are presented in Table 1.

Four of SP-137 model solar panels were selected to produce energy to be used in the system. Two pairs of panels are connected in series, and then both are connected in parallel to obtain 48 volts and keep the panel output amperage value low. The output voltage of the solar panels varies according to the amount of irradiation on the panel surfaces. Hence, a device, which restricts the flow direction, must be added to the system after each panel pair. Diodes direct electric current in one direction and are the most compatible items for this purpose (Ellenbogen and Christopher Love, 2000). Two high-performance lithium-ion batteries are connected in series and each battery is fed by one MPPT to obtain the voltage that will fill the batteries from the solar panels. A battery has a 25.9 V nominal output voltage and due to the series connection of the batteries, approximately 50 V output voltage will be attained. This connection is needed for the 48 V electric motor input value. The required power of the electric motor is adjusted with Torqeedo remote throttle. The setting will change the angular velocity of the propeller to reach the desired speed of the boat. In Figure 1, the schematic of the system is illustrated.

**Table 1.** Selected components of the system

PV panels	MPPT	Battery	MCU	Electric motor and propeller	Hull
Solbian SP-137 137 Watt 24 V 5.7 A Eff.%22.5 Monocrystal silicon cells	Outback Flexmax 80 12-60 VDC battery charge voltage Eff. %98	Torqeedo Power 26-104 High- performance lithium battery 25.9 nominal voltage 180 A max discharge	Torqeedo top mounting throttle	Torqeedo Cruise 10.0 R electric motor 48 V nominal voltage 10kW input power Eff.%56 and v32/p10k propeller	4900 mm overall length, 700 mm molded beam, and 800 mm depth fiberglass planing hull



**Figure 1.** Diagram of system components

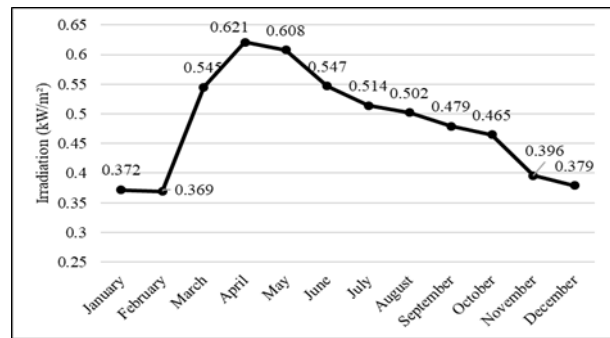
Each solar panel consists of 44 PV cells, and a PV cell has an area of 165 cm<sup>2</sup>. Thus, a solar panel has a total area of 0.726 m<sup>2</sup>. Four solar panels will be used in the system so that the total PV cell area will reach 2.9 m<sup>2</sup>. The total theoretical power output is calculated as 548 watts. The selected Flexmax80 model MPPT can work up to 60 VDC and has an 80-ampere maximum output current. Each lithium battery has 4660 W maximum discharge power, so the designed system will have 9320 W power. This total capacity will be controlled by the motor control unit (MCU) (Torqeedo top mounting throttle) to provide power to the motor from batteries. Torqeedo Charger Power 26-104 model battery chargers will fill the batteries when the irradiation is insufficient. During the boat hull design phase, the total weight of the system's equipment and the driver's weight were evaluated, and the hull was formed regarding the weights given in Table 2.

**Table 2.** Weights of the system components

Component	Weight (kg)
4 x Solar panel	8
2 x MPPT	11
2 x Lithium battery	48.6
Electric motor	61.3
Driver	75
Miscellaneous	25
Hull	50
Total	278.9

The total weight of the solar-powered boat has reached 278.9 kg. Hence, the displacement of the boat must be this value. Moreover, when the boat's draft is at 165 mm, it gives 278.4 kg displacement weight. To calculate the power output from the PV panels, solar radiation data of the Izmir Gulf, where the boat is designed to

operate, are used. The mean of monthly irradiation values is used in the calculations. Figure 2 indicates the monthly irradiation data for the Izmir region.



**Figure 2.** Irradiation values of Izmir (Cedar Lake Ventures, 2022)

#### 4. MODELING

Hull design calculations have been provided using Maxsurf software which is a commonly used naval architecture program in similar projects and academic studies (Bentley, 2022). The designed hull is considered a chined hull form when the boat reaches the required planing speed, and hydrodynamic forces can lift the total boat weight (Lindbergh and Ahlstrand, 2020). To optimize a photovoltaic system, it is necessary to determine the functions and locations of the components in the system. Also, the relationship between the components of the system must be defined. The whole system from where the energy is produced to where it is consumed is shown in Figure 3.



**Figure 3.** Solar-powered boat energy flow

The power of the PV system is generated as voltage in solar cells, which is converted by MPPT to the maximum power point at the highest voltage value. An MPPT is a DC-DC converter attached between the solar panels and their load to obtain optimum matching. The output power characteristics of the PV system as functions of solar irradiation and temperature curves are not linear and are influenced by irradiation and temperature. These continuous fluctuations affect the PV operating point; therefore, it must be fixed at the best voltage. The required energy for the electric motor is provided from batteries with the help of MCU that adjust the battery output voltage regarding the power by the electric motor. Depending on the desired speed, the interaction between hull and water varies, and consequently, electric motor needs various power consumption values. The trim angle and the propeller velocity are also affected by boat speed, and due to the change in ship resistance, the total power needed is altered by direct or indirect factors of the whole PV-powered boat (Walker, 2001). The relationship between power consumption, battery discharge, and PV Panel battery charge has been explained by using the SD approach. The system model is developed in Vensim which provides a dynamic SD-based simulation

environment (Ventana Systems, 2015). SD is a strategy for analyzing and handling dynamic issues in intricate feedback. The following steps make up the approach for system dynamics modelling (Gravelsins *et al.*, 2018):

- Specifying the dynamic problem's definition and the modelling's objective,
- Developing the dynamic hypothesis based on the researched system's structure,
- Establishing the fundamental elements of the model as a set of parameters, feedback loops, and ticks (which accumulate flows and govern stock level),
- Validation of the model,
- Testing the policies to identify the most important variables that can be altered to improve the system's undesirable behavior.

The electric motor consumes power while the batteries are being charged by the panels. Battery endurance time stands out in this system. When all irradiation values are suitable, all batteries can be charged from 0% to 100% in approximately 17 hours with PV panels. At this point, effective usage of the solar-powered boat becomes prominent. Relationships among boat hull resistance at various speeds, total panel power, propulsion efficiency, and total battery capacity must be well adjusted to attain long battery durations for usage. For this purpose, all variables in the system were mapped in Figure 4 with Vensim software. To observe battery endurance time according to alterations of all parameters.



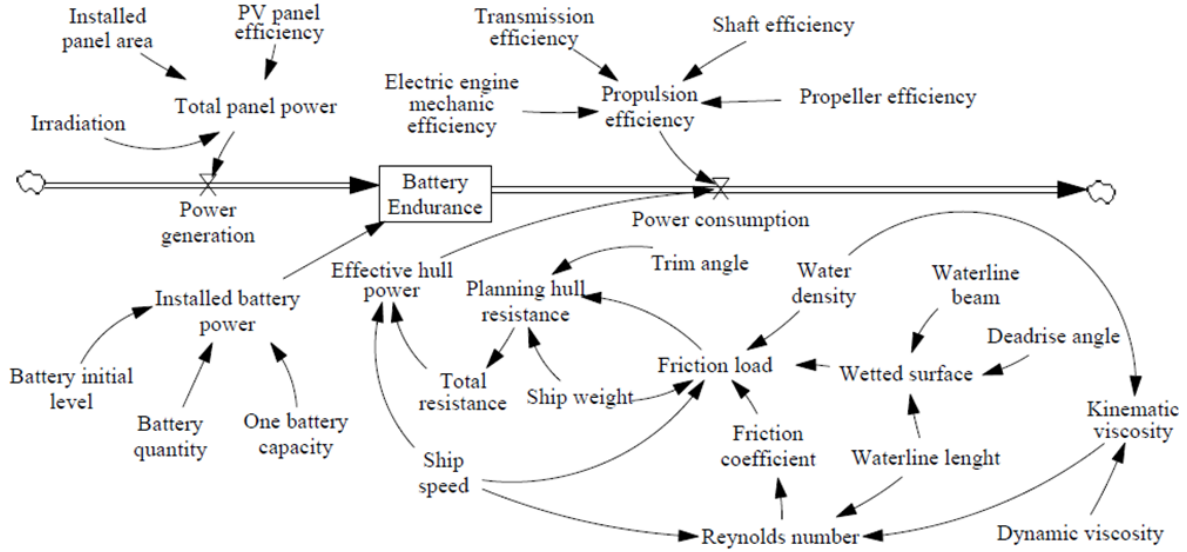


Figure 4. System dynamics model of the solar boat

The resistance of a ship at a given speed is the towing force at that velocity in smooth water. If there are no appendages on the boat, this value is named bare hull resistance. The required power to overcome this resistance is calculated using Equation 1.

$$P_E = R_T \times V \quad (1)$$

where  $P_E$  is effective power (kW),  $R_T$  represents total resistance (kN), and  $V$  is the velocity in m/s (Lewis, 1998).  $R_T$  has some components, generally  $R_H$  (bare hull drag),  $R_{AP}$  (appendages drag),  $R_A$  (air drag) and  $R_{PAR}$  (parasitic drag) are considered to calculate ship resistance (Lindbergh and Ahlstrand, 2020). The bare hull resistance value equals the addition of pressure and frictional resistance. Appendage drag includes shaft bosses and brackets, rudders, stern frames, etc. Air drag is affected by the above-water part of the main hull and superstructures because of the movement of the boat through the air (Saral and Köse, 2020). The calculation of  $R_T$  is shown in Equation 2 (Lewis, 1998).

$$R_T = R_H + R_{AP} + R_A + R_{PAR} \quad (2)$$

In this study, the  $R_A$  air drag value is considered zero because of the lack of above-water area and superstructure body. Also, due to the type

of selected electric motor, there is no rudder, and the total electric motor efficiency calculated from the producer  $R_{AP}$  is ignored.  $R_{PAR}$  is neglected not only because it has a lower effect but also because the technology implementation has improved (Lewis, 1998). Since these neglected resistance components, the calculation has been ensured under the assumption of  $R_T = R_H$ . All the used formulas belong to the Savitsky method, which is one of the methods of calculating the bare hull resistance of planing hulls (Lindbergh and Ahlstrand, 2020). According to the Izmir Gulf's annual mean sea water temperature (18.5°C), kinematic viscosity will be used  $\nu = 1.055 \text{ m}^2/\text{s}$ . The water density of the seawater in Izmir Gulf is taken as  $1025 \text{ kg}/\text{m}^3$  (Eronat, 2017; Pazi and Ozturk, 2012). Equation 3 illustrates the formula for calculating the energy produced by PV panels (Aijjou *et al.*, 2019).

$$E = A_p * \eta * H_a * P_r \quad (3)$$

where the energy in kWh is referenced as  $E$ ,  $A_p$  is the solar panel area ( $\text{m}^2$ ),  $\eta$  represents the efficiency of the panel, and  $P_r$  is the performance ratio that involves all losses on the system (accepted as 0.75), and average solar radiation is represented as  $H_a$ .

The Coulomb counting method is used to estimate the battery's state of charge (SoC).

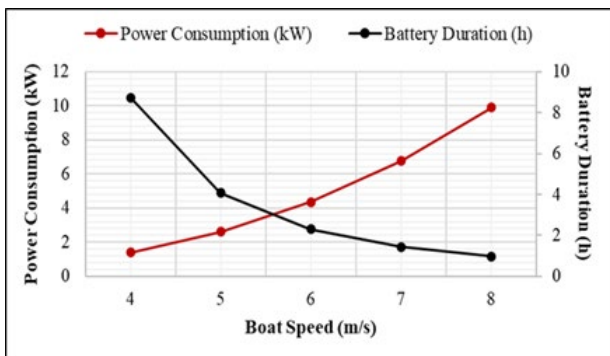
Equation 4 shows how the SoC calculation is mathematically formulated over time. (Saxena *et al.*, 2016; Sepasi *et al.*, 2015).

$$SoC(t) = SoC(0) - \left( \int_0^t \eta \cdot I(t) / C_{av} \right) \quad (4)$$

where  $SoC(0)$  represents the initial charge SoC,  $SoC(t)$  is the SoC at time  $t$ ,  $C_{av}$  is the available battery capacity,  $I(t)$  is the charge/discharge current at the time  $t$ , and the Coulombic efficiency is accepted as 1.

### 5. RESULTS AND DISCUSSION

Impacts of the initial battery level, trim angle, and boat speed variations have been investigated through an SD simulation formed in Vensim software. Table 3 and Figure 5 indicate the variation of power consumption in kW and battery duration in hours regarding boat speed changed from 4 m/s to 8 m/s (7.78 knots to 15.55 knots). The initial speed value is selected as 4 m/s since the Savitsky planing hull calculations don't involve the lower speed values. The maximum output power of the electric motor (10 kW) limits the peak speed at 8 m/s which met the desired velocity.

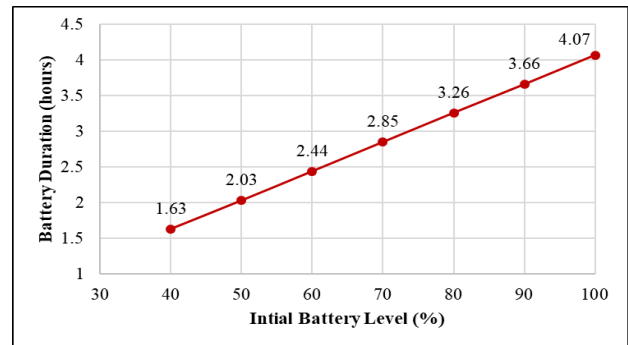


**Figure 5.** Relation between boat speed, power consumption, and battery duration

**Table 3.** Required power and battery duration change regarding boat speed

Boat speed (m/s)	Boat speed (knot)	Power consumption (kW)	Battery duration (hours)
4	7.78	1.38	8.73
5	9.72	2.60	4.07
6	11.66	4.36	2.30
7	13.61	6.77	1.44
8	15.55	9.90	0.97

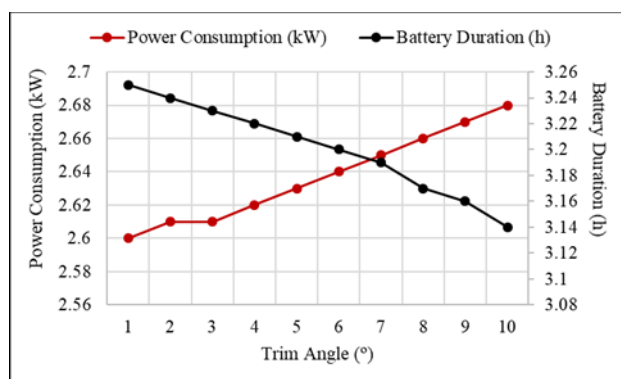
The battery duration is found satisfactory at lower speeds. At 7.78 knots, the boat provides an acceptable usage time for achieving daily duties. The planing form chosen for this vessel helped to ensure these convincing outcomes. For the latter analysis, the boat speed was kept constant at 5 m/s, and it is accepted that the boat has no trim angle. Relationship between initial battery levels and durations were examined for the SoC of 40% to 100% of battery level and illustrated in Figure 6.



**Figure 6.** The relation between initial battery level and battery duration at 5 m/s boat speed

The four-hour cruise time is likely to be used near the shore when starting with full batteries. It is calculated that even at the 40% level, the batteries run for over an hour and a half. This is a very promising result for this boat design. In the following analysis, boat speed has been taken to a constant value of 5 m/s and the battery charge level has been 80%. Also, at 5 m/s speed and with no trim angle condition, power consumption has been obtained as 2.60 kW. Besides, in the same conditions with an 80% battery level, the battery duration was 3.26 hours. Moreover, when the effect of increased trim angle on battery endurance and power

consumption analysis has been conducted, approximately up to 4% battery duration could be lost at a 10-degree trim angle. Indeed, the trim angle effect on navigation time, with an 80% charged battery pack, is shown in Figure 7. The findings related to the trim angle are in line with the experimental study conducted by Giraldo-Pérez *et al.*, (2022) for various hull types including planing hull. The optimum vessel speed was found at 7.78 knots which also complies with the studies using similar boat designs for all-electric ships. Ozden and Demir, (2009) determined the speed of the optimal speed at around 5-7 knots for small solar boats utilized in a solar boat contest while Yüksel *et al.*, (2023) depicted the optimal speed at around 8-11 knots for a solar boat having similar design aspects considering the hull resistance calculations.



**Figure 7.** The relation among a trim angle, power consumption, and battery duration

As seen in Figure 7, the increased trim angle affects the power consumption negatively and reduces the battery duration. These results show that using the boat without a trim angle will reduce power consumption and will affect the navigation time positively. When the effect of an increase in trim value on battery duration is analyzed, a continuous decline in the boat's operational time is determined. Particularly when the 7-degree trim angle is surpassed, it is difficult to perform reliable estimates due to the uncertainties resulting from fluctuations in the curve.

## 6. CONCLUSION

The research paper aimed to design a solar-powered boat and analyze the effects of environmental and form-related factors on power consumption and battery duration by utilizing a system dynamics approach-based simulation. The boat design had the planing hull form, and its analysis was ensured in Maxsurf software. PV panels with 548 W power output and two battery packs with 4660 Wh capacity were placed on the hull body to employ an electric motor with a 10-kW nominal power output. Two MPPTs were implemented in the system to increase efficiency. The relationships between all system components were modelled in Vensim software to observe battery endurance changes under different conditions. The main findings driven from the study can be listed as:

- The vessel speed is at 4 m/s (7.78 knots) for no trim condition with approximately 8.73 hours of maximum battery duration.
- The optimum boat speed is suggested at the intersection point of Battery duration and Power consumption curves in Figure 5.
- At 40% battery level and with 5 m/s (9.72 knots), 1.63 hours cruising time was obtained, and it can be said that below 40% battery level becomes a critical level for cruising.
- Start with a battery charge of more than 80% whenever possible.
- The rising trim angle decreases the battery duration thus, the most efficient trim angle to navigate the boat is zero.
- If it is obligatory to operate the vessel with any trim angle, the 7-degree limit should not be exceeded.

The research presented a simulation of battery charging and discharging of a solar boat using the system dynamics methodology. In this way, an interface was created that dynamically calculates how long the battery will last regarding the boat speed, charge rate, and trim angle. The utilization of the system dynamics-based approach is a divergent aspect of the paper. The study can be beneficial for naval architects and marine engineers working for shipyards, academic institutions, and investors

interested in solar-powered leisure boats. Future research might include calculations that involve more detailed irradiation computations, usage of larger battery cells to extend the vessel's

operating period, the economic evaluation of system design, real-time installation of the designed vessel configuration, and benchmarking of the study's results.

### Nomenclature

Notation	Parameter	Unit
$A_p$	Total PV panel area	m <sup>2</sup>
$C_{av}$	Available battery capacity	Ah
$E$	Produced energy by PV panels	kWh
$H_a$	Average solar radiation value	kW/m <sup>2</sup>
$I(t)$	Charge/discharge current at any time	A
$P_E$	Effective power	kW
$P_r$	PV system performance ratio	-
$R_A$	Boat upper structure wind resistance	kN
$R_{AP}$	Boat underwater appendages resistance	kN
$R_H$	Bare boat hull resistance	kN
$R_{PAR}$	Boat hull fouling resistance	kN
$R_T$	Total resistance	kN
$\nu$	Kinematic viscosity	m <sup>2</sup> /s
$V$	Boat velocity	m/s
$t$	Time	s
$\eta$	Efficiency ratio of PV panels	-

### AUTHORSHIP STATEMENT

**Burak GÖKSU:** Conceptualization, Methodology, Validation, Formal Analysis, Writing - Original Draft, Writing-Review and Editing, Data Curation, Software. **Onur YÜKSEL:** Conceptualization, Methodology, Writing - Original Draft, Writing-Review and Editing, Visualization.

### CONFLICT OF INTERESTS

The authors declare that for this article they have no actual, potential, or perceived conflict of interests.

### ETHICS COMMITTEE PERMISSION

No ethics committee permissions are required for this study.

### CONTRIBUTION

### FUNDING

No funding was received from institutions or agencies for the execution of this research.

### ORCID IDs

Burak GÖKSU:  
 <https://orcid.org/0000-0002-6152-0208>

Onur YÜKSEL:  
 <https://orcid.org/0000-0002-5728-5866>

### 7. REFERENCES

- Aijjou, A., Bahatti, L., Raihani, A., (2019).** Influence of Solar Energy on Ship Energy Efficiency: Feeder Container Vessel as Example. *International Journal of Electrical Energy* 7(1): 21–25. doi:10.18178/ijoe.7.1.21-25.
- Anand, S., Vrat, P., Dahiya, R.P., (2006).** Application of a system dynamics approach for assessment and mitigation of CO2 emissions from the cement industry. *Journal of Environmental Management* 79(4): 383–398. doi:10.1016/j.jenvman.2005.08.007.

- Aslani, A., Helo, P., Naaranoja, M., (2014).** Role of renewable energy policies in energy dependency in Finland: System dynamics approach. *Applied Energy* 113: 758–765. doi:10.1016/j.apenergy.2013.08.015.
- Balsamo, F., Capasso, C., Miccione, G., Veneri, O., (2017).** Hybrid Storage System Control Strategy for All-Electric Powered Ships. *Energy Procedia* 126: 1083–1090. doi:10.1016/j.egypro.2017.08.242.
- Banjarnahor, D.A., Hanifan, M., Budi, E.M., (2017).** Design of Hybrid Solar and Wind Energy Harvester for Fishing Boat. *IOP Conference Series: Earth and Environmental Science* 75(1): 1–7. doi:10.1088/1755-1315/75/1/012007.
- Baskoro, F.R., Takahashi, K., Morikawa, K., Nagasawa, K., (2021).** System dynamics approach in determining coal utilization scenario in Indonesia. *Resources Policy* 73(September 2020): 102209. doi:10.1016/j.resourpol.2021.102209.
- Bentley, What is MAXSURF?, (2022).** Accessed Date: 22.03.2023, <https://www.bentley.com/software/maxsurf/> is retrieved.
- Cedar Lake Ventures, İzmir Bölgesinde Yıl Boyu İklim ve Hava Durumu, (2022).** Accessed Date: 06.12.2022, <https://tr.weatherspark.com/y/94320/İzmir-Türkiye-Ortalama-Hava-Durumu-Yıl-Boyunca> is retrieved.
- Chao, R.M., Lin, H.K., Wu, C.H., (2018).** Solar-powered boat design using standalone distributed PV system. Proceedings of 4th IEEE International Conference on Applied System Innovation 2018, ICASI 2018, 31–34. doi:10.1109/ICASI.2018.8394259.
- Connelly, E., Idini, B., International Shipping, (2022).** Accessed Date: 05.12.2022, <https://www.iea.reports/international-shipping> is retrieved.
- Cupelli, M., Ponci, F., Sulligoi, G., Vicenzutti, A., Edrington, C. S., El-Mezyani, T., Monti, A., (2015).** Power Flow Control and Network Stability in an All-Electric Ship. *Proceedings of the IEEE* 103(12): 2355–2380. doi:10.1109/JPROC.2015.2496789.
- Daneshgar, S., Zahedi, R., (2022).** Investigating the hydropower plants production and profitability using system dynamics approach. *Journal of Energy Storage* 46(December 2021): 103919. doi:10.1016/j.est.2021.103919.
- Dincer, I., (2000).** Renewable energy and sustainable development: A crucial review. *Renewable and Sustainable Energy Reviews* 4(2): 157–175. doi:10.1016/S1364-0321(99)00011-8.
- Dutta, W., Ankan, S.T., Khan, M.Z.R., (2020).** Design of a sustainable electric boat with renewable energy based charging system. *Proceedings of 2020 11th International Conference on Electrical and Computer Engineering, ICECE 2020*, 242–245. doi:10.1109/ICECE51571.2020.9393125.
- Eftekhari Shahabad, M., Mostafaeipour, A., Hosseini Nasab, H., Sadegheih, A., Ao Xuan, H., (2022).** A new model to investigate effects of subsidies for home solar power systems using system dynamics approach: A case study. *Sustainable Energy Technologies and Assessments* 49(November 2021): 101706. doi:10.1016/j.seta.2021.101706.
- Ellenbogen, J.C., Christopher L.J., (2000).** Architectures for molecular electronic computers: 1. Logic structures and an adder designed from molecular electronic diodes. *Proceedings of the IEEE* 88(3): 386–426. doi:10.1109/5.838115.
- Eronat, C., (2017).** An overview on İzmir Bay physical oceanography. *Ege Journal of Fisheries and Aquatic Sciences* 34(1): 1–9. doi:10.12714/egejfas.2017.34.1.01.
- Esmaili, M., Ahmadian, M., (2018).** The effect of research and development incentive on wind power investment, a system dynamics approach. *Renewable Energy* 126: 765–773. doi:10.1016/j.renene.2018.04.009.
- Eyring, V., Köhler, H.W., Van Aardenne, J., Lauer, A., (2005).** Emissions from international shipping: 1. The last 50 years. *Journal of Geophysical Research D: Atmospheres* 110(17): 171–182. doi:10.1029/2004JD005619.
- Francis, A., Thomas, A., (2022).** A framework for dynamic life cycle sustainability assessment and policy analysis of built environment through a system dynamics approach. *Sustainable Cities and Society* 76: 103521. doi:10.1016/j.scs.2021.103521.
- Gaber, M., Hamad, M., El-banna, S., El-Dabah, M., (2021).** an Intelligent Energy Management System for Ship Hybrid Power System Based on Renewable Energy Resources. *Journal of Al-Azhar University Engineering Sector* 16(60): 712–723. doi:10.21608/aej.2021.187967.
- Giraldo-Pérez, E., Betancur, E., Osorio-Gómez, G., (2022).** Experimental and statistical analysis of the hydrodynamic performance of planing boats: A Comparative study. *Ocean Engineering* 262(July 2022): 112227. doi:10.1016/j.oceaneng.2022.112227.
- Gravelins, A., Bazbauers, G., Blumberga, A., Blumberga, D., Bolwig, S., Klitkou, A., Lund, P.D., (2018).** Modelling energy production flexibility: System dynamics approach. *Energy Procedia* 147: 503–509. doi:10.1016/j.egypro.2018.07.060.

- Gupta, V.K., Potumarthi, R., O'Donovan, A., Kubicek, C.P., Sharma, G.D., Tuohy, M.G., (2014).** Bioenergy Research: An Overview on Technological Developments and Bioresources. In: "Bioenergy Research: Advances and Applications". Elsevier. doi:10.1016/B978-0-444-59561-4.00002-4.
- Haseltalab, A., Wani, F., Negenborn, R.R., (2022).** Multi-level model predictive control for all-electric ships with hybrid power generation. *International Journal of Electrical Power and Energy Systems* 135: 107484. doi:10.1016/j.ijepes.2021.107484.
- Hein, K., Murali, R., Xu, Y., Aditya, V., Gupta, A.K., (2022).** Battery thermal performance oriented all-electric ship microgrid modeling, operation and energy management scheduling. *Journal of Energy Storage* 48 (October 2021): 103970. doi:10.1016/j.est.2022.103970.
- Hein, K., Xu, Y., Aditya, V., Gupta, A.K., (2022).** A probabilistic risk-averse approach for energy storage sizing in all-electric ship. *Journal of Energy Storage* 55(PA): 105392. doi:10.1016/j.est.2022.105392.
- Hjorth, P., Bagheri, A., (2006).** Navigating towards sustainable development: A system dynamics approach. *Futures* 38(1): 74–92. doi:10.1016/j.futures.2005.04.005.
- Hoogwijk, M., Graus, W., Global Potential of Renewable Energy Sources: A Literature Assessment, (2008).** Accessed Date: 05.12.2022, [https://www.academia.edu/download/40266225/Global\\_Potential\\_of\\_Renewable\\_Energy\\_Sou20151122-786-1y8t0a9.pdf](https://www.academia.edu/download/40266225/Global_Potential_of_Renewable_Energy_Sou20151122-786-1y8t0a9.pdf) is retrieved.
- Ivanov, G., (2022).** All-Electric Cargo Ships Data Analysis and Efficiency vs Fuel Ships Comparison. *International Journal of Marine Engineering Innovation and Research* 7(1): 33–40. doi:10.12962/j25481479.v7i1.12379.
- Ivanova, G., 2021.** Analysis of the Specifics in Calculating the Index of Existing Marine Energy Efficiency EEXI in Force since 2023. 2021 13th Electrical Engineering Faculty Conference, BulEF 2021. doi:10.1109/BulEF53491.2021.9690805.
- Jia, S., Liu, X., Yan, G., (2019).** Effect of APCF policy on the haze pollution in China: A system dynamics approach. *Energy Policy* 125(October 2018): 33–44. doi:10.1016/j.enpol.2018.10.012.
- Joshi, B.V., Vipin, B., Ramkumar, J., Amit, R.K., (2021).** Impact of policy instruments on lead-acid battery recycling: A system dynamics approach. *Resources, Conservation and Recycling* 169 (August 2020): 105528. doi:10.1016/j.resconrec.2021.105528.
- Kannan, N., Vakeesan, D., (2016).** Solar energy for future world: - A review. *Renewable and Sustainable Energy Reviews* 62: 1092–1105. doi:10.1016/j.rser.2016.05.022.
- Kong, Y., Liu, J., Chen, J., (2022).** Exploring the carbon abatement measures in maritime supply chain: a scenario-based system dynamics approach. *International Journal of Production Research*. doi:10.1080/00207543.2022.2088427.
- Konur, O., Yuksel, O., Aykut Korkmaz, S., Ozgur Colpan, C., Saatcioglu, O.Y., Koseoglu, B., (2023).** Operation-dependent exergetic sustainability assessment and environmental analysis on a large tanker ship utilizing Organic Rankine cycle system. *Energy* 262: 125477. doi:10.1016/j.energy.2022.125477.
- Kulkarni, H.S., Wani, K.V., Sonawane, G.D., Bhoi, C.P., Mahale, M., (2020).** Design and Fabrication of Solar Boat. *International Research Journal of Engineering and Technology* 7(6): 2968–2973.
- Kurniawan, A., Shintaku, E., 2018.** Control of photovoltaic system connected to DC bus in all-electric ship. Proceeding - ICAMIMIA 2017: International Conference on Advanced Mechatronics, Intelligent Manufacture, and Industrial Automation, 110–115. doi:10.1109/ICAMIMIA.2017.8387568.
- Leung, C.P., Cheng, K.W.E., 2018.** Zero emission solar-powered boat development. 2017 7th International Conference on Power Electronics Systems and Applications - Smart Mobility, Power Transfer and Security, PESA 2017, 1–6. doi:10.1109/PESA.2017.8277736.
- Lewis, E.V., (1998).** *Principles of naval architecture second revision* 2nd Edition. New Jersey, The Society of Naval Architects and Marine Engineers.
- Lindbergh, E., Ahlstrand, F., (2020).** Methods to Predict Hull Resistance in the Process of Designing Electric Boats. M.Sc. Thesis, Kth Royal Institute of Technology.
- Liu, P., Lin, B., Wu, X., Zhou, H., (2019).** Bridging energy performance gaps of green office buildings via more targeted operations management: A system dynamics approach. *Journal of Environmental Management* 238: 64–71. doi:10.1016/j.jenvman.2019.02.111.
- Lutful Kabir, S.M., Alam, I., Rezwan Khan, M., Hossain, M.S., Rahman, K.S., Amin, N., 2017.** Solar powered ferry boat for the rural area of Bangladesh. 2016 International Conference on Advances in Electrical, Electronic and Systems Engineering, ICAEES 2016, 38–42. doi:10.1109/ICAEEES.2016.7888005.

- Mobaseri, M., Mousavi, S. N., Haghghi, M.H.M., (2021).** Environmental effects of food waste reduction using system dynamics approach. *Energy Sources, Part A: Recovery, Utilization and Environmental Effects* 1–19. doi:10.1080/15567036.2021.2000066.
- Mueller, M., Wallace, R., (2008).** Enabling science and technology for marine renewable energy. *Energy Policy* 36(12): 4376–4382. doi:10.1016/j.enpol.2008.09.035.
- Nasiri, S., Parniani, M., Blaabjerg, F., Peyghami, S., (2022).** Analysis of All-Electric Ship Motions Impact on PV System Output Power in Waves. 2022 IEEE Transportation Electrification Conference and Expo, ITEC 2022, 450–455. doi:10.1109/ITEC53557.2022.9813953.
- Nasirudin, A., Chao, R.M., Utama, I.K.A.P., (2017).** Solar powered boat design optimization. *Procedia Engineering* 194: 260–267. doi:10.1016/j.proeng.2017.08.144.
- Nóbrega, J.C. de C., Rössling, A., (2012).** Development of solar powered boat for maximum energy efficiency. *Renewable Energy and Power Quality Journal* 1(10): 302–307. doi:10.24084/repqj10.299.
- Obaid, W., Hamid, A.K., Ghenai, C., (2019).** Wind-fuel-cell-solar hybrid electric boat power design with MPPT system. 2019 8th International Conference on Modeling Simulation and Applied Optimization, ICMSAO 2019, 8–12. doi:10.1109/ICMSAO.2019.8880330.
- Ozden, M.C., Demir, E., (2009).** The successful design and construction of solar/electric boats Nusrat and Muavenet: An Overview. Ever Monaco 2009 Conferences on Ecological Vehicles and Renewable Energies, Monaco, 27-29.
- Padwad, D., Naidu, H.K., (2022).** A Review of Electrical Boat Vehicle Solar Generation for Energy Sustainability and Development. International Conference on Emerging Trends in Engineering and Technology, ICETET, 2022-April. doi:10.1109/ICETET-SIP-2254415.2022.9791663.
- Pakhmode, K.H., Dudhe, R.R., Waghmare, G.S., Kamble, D.A., Dhenge, K., (2019).** Solar powered water surface garbage collecting boat. *International Research Journal of Engineering and Technology* 3223: 3223–3225.
- Pan, X., Li, M., Xu, H., Guo, S., Guo, R., Lee, C.T., (2021).** Simulation on the effectiveness of carbon emission trading policy: A system dynamics approach. *Journal of the Operational Research Society* 72(7): 1447–1460. doi:10.1080/01605682.2020.1740623.
- Pazi, I., Ozturk, C., (2012).** Deniz Suyu Fiziksel Özelliklerinin Ölçülmesi Ve Değerlendirilmesi. Su Ürünleri Akademik Bildiriler Yayın Sistemi, 375–382.
- Perčić, M., Frković, L., Pukšec, T., Čosić, B., Li, O. L., Vladimir, N., (2022).** Life-cycle assessment and life-cycle cost assessment of power batteries for all-electric vessels for short-sea navigation. *Energy* 251. doi:10.1016/j.energy.2022.123895.
- Pereira, I.P.C., Ferreira, F.A.F., Pereira, L.F., Govindan, K., Meidutė-Kavaliauskienė, I., Correia, R.J.C., (2020).** A fuzzy cognitive mapping-system dynamics approach to energy-change impacts on the sustainability of small and medium-sized enterprises. *Journal of Cleaner Production* 256. doi:10.1016/j.jclepro.2020.120154.
- Pizzitutti, F., Walsh, S.J., Rindfuss, R.R., Gunter, R., Quiroga, D., Tippett, R., Mena, C.F., (2017).** Scenario planning for tourism management: a participatory and system dynamics model applied to the Galapagos Islands of Ecuador. *Journal of Sustainable Tourism* 25(8): 1117–1137. doi:10.1080/09669582.2016.1257011.
- Rivera-Solorio, C., García-Cuellar, A.J., Flores, A., (2013).** Design and construction of a boat powered by solar energy with the aid of computational tools. *International Journal of Engineering Education* 29(2): 380–387.
- Saxena, S., Hendricks, C., Pecht, M., (2016).** Cycle life testing and modeling of graphite/LiCoO<sub>2</sub> cells under different state of charge ranges. *Journal of Power Sources* 327: 394–400. doi:10.1016/j.jpowsour.2016.07.057.
- Saral, D., Köse E., (2020)** Geleneksel Karadeniz Tipi Balıkçı Gemisinin HAD ile Sakin Sudaki Direnç Analizleri. *Turkish Journal of Maritime and Marine Sciences* 6(2): 207-223.
- Savitsky, D., (1964).** Hydrodynamic design of planing hulls. *Marine Technology and SNAME News* 1(4): 71-95.
- Sepasi, S., Ghorbani, R., Liaw, B.Y., (2015).** Inline state of health estimation of lithium-ion batteries using state of charge calculation. *Journal of Power Sources* 299: 246–254. doi:10.1016/j.jpowsour.2015.08.091.
- Shadman, S., Chin, C.M.M., Sakundarini, N., Yap, E.H., Fairuz, S., Wong, X.Y., Khalid, P.A., Karimi, F., Karaman, C., Mofijur, M., Koyande, A.K., Show, P.L., (2022).** A system dynamics approach to pollution remediation and mitigation based on increasing the share of renewable resources. *Environmental Research* 205: 112458. doi:10.1016/j.envres.2021.112458.

- Sheheryar, M., Rehan, R., Nehdi, M.L., (2021).** Estimating CO<sub>2</sub> emission savings from ultrahigh performance concrete: A system dynamics approach. *Materials* 14(4): 1–22. doi:10.3390/ma14040995.
- Solangi, K.H., Islam, M.R., Saidur, R., Rahim, N.A., Fayaz, H., (2011).** A review on global solar energy policy. *Renewable and Sustainable Energy Reviews* 15(4): 2149–2163. doi:10.1016/j.rser.2011.01.007
- Spinelli, F., Mancini, S., Vitiello, L., Bilandi, R.N., De Carlini, M., (2022).** Shipping Decarbonization: An Overview of the Different Stern Hydrodynamic Energy Saving Devices. *Journal of Marine Science and Engineering* 10(5). doi:10.3390/jmse10050574.
- Stasinopoulos, P., Shiwakoti, N., Beining, M., (2021).** Use-stage life cycle greenhouse gas emissions of the transition to an autonomous vehicle fleet: A System Dynamics approach. *Journal of Cleaner Production* 278: 123447. doi:10.1016/j.jclepro.2020.123447.
- Tamunodukobipi, D., Samson, N., Sidum, A., (2018).** Design Analysis of a Lightweight Solar Powered System for Recreational Marine Craft. *World Journal of Engineering and Technology* 6(2): 441–456. doi:10.4236/wjet.2018.62027.
- Tercan, Ş.H., Eid, B., Heidenreich, M., Kogler, K., Akyürek, Ö., (2021).** Financial and Technical Analyses of Solar Boats as A Means of Sustainable Transportation. *Sustainable Production and Consumption* 25: 404–412. doi:10.1016/j.spc.2020.11.014.
- Ventana Systems, Vensim Software, (2015).** Accessed Date: 05.12.2022, <https://vensim.com/> is retrieved.
- Walker, G., (2001).** Evaluating MPPT converter topologies using a MATLAB PV model. *Journal of Electrical and Electronics Engineering* 21(1): 49–56.
- Wang, B., Peng, X., Zhang, L., Su, P., (2022).** Real time power management strategy for an all-electric ship using a predictive control model. *IET Generation, Transmission and Distribution* 16(9): 1808–1821. doi:10.1049/gtd2.12419.
- Wang, S., Psaraftis, H.N., Qi, J., (2021).** Paradox of international maritime organization's carbon intensity indicator. *Communications in Transportation Research* 1: 100005. doi:10.1016/j.commtr.2021.100005.
- Wen, S., Zhao, T., Tang, Y., Xu, Y., Zhu, M., Fang, S., Ding, Z., (2021).** Coordinated Optimal Energy Management and Voyage Scheduling for All-Electric Ships Based on Predicted Shore-Side Electricity Price. *IEEE Transactions on Industry Applications* 57(1): 139–148. doi:10.1109/TIA.2020.3034290.
- Ye, F., Xiong, X., Li, L., Li, Y., (2021).** Measuring the effectiveness of the Chinese Certified Emission Reduction scheme in mitigating CO<sub>2</sub> emissions: A system dynamics approach. *Journal of Cleaner Production* 294: 125355. doi:10.1016/j.jclepro.2020.125355.
- Zhang, H., Xu, X., (2020).** Research and design of wind and solar complementary electric sightseeing boat. *E3S Web of Conferences*, 145. doi:10.1051/e3sconf/202014502056.
- Zhao, T., Qiu, J., Wen, S., Zhu, M., (2022).** Efficient Onboard Energy Storage System Sizing for All-Electric Ship Microgrids Via Optimized Navigation Routing under Onshore Uncertainties. *IEEE Transactions on Industry Applications* 58(2): 1664–1674. doi:10.1109/TIA.2022.3145775.
- Yüksel, O., Göksu, B., Bayraktar, M., (2023).** Propulsion and photovoltaic charging system parameter computation for an all-electric boat. *Ships and Offshore Structures* 1–14. doi:10.1080/17445302.2023.2195239.