



RESEARCH ARTICLE / ARAŞTIRMA MAKALESİ

An Experimental Investigation of Mechanical Behavior of HY 80 Steel in Corrosive Mediums

HY 80 Çeliğinin Aşındırıcı Ortamlardaki Mekanik Davranışının Deneysel Olarak İncelenmesi

Buğra Yılmaz¹, Ergin Kosa^{2*}, Şenol Durmuşoğlu³

^{1,2} İstanbul Beykent Üniversitesi, Mühendislik-Mimarlık Fakültesi, Makine Mühendisliği Bölümü, İstanbul, TÜRKİYE

³ Kocaeli Sağlık ve Teknoloji Üniversitesi, Avrupa Meslek Yüksekokulu, Kocaeli, TÜRKİYE

Corresponding Author / Sorumlu Yazar*: erginkosa@beykent.edu.tr

Abstract

In this study, mechanical behavior of HY 80 steel in various mediums such as solutions of HCl, H₂SO₄ and NaOH has been investigated experimentally. The plate specimens, tensile specimens and V-notched specimens are immersed in solutions of HCl, H₂SO₄ and NaOH. Mass losses of immersed HY 80 flat plate specimens are measured after 1 week, 2 weeks and 4 weeks for each H₂SO₄, NaOH and HCl solutions to determine the aggressivity of the corrosive medium to surface of HY 80 steel. Also, tensile specimens and V-notched specimens are immersed for 1, 2 and 4 weeks to study on the effect of corrosive medium on fracture toughness and yielding behavior of HY 80 steels. The results show that however, yielding strength and ultimate tensile strength of HY 80 steel have reduced after immersed in acidic solutions of HCl and H₂SO₄, are stable after immersed in solution of NaOH. Furthermore, effect of acidic medium lower the fracture toughness of HY 80 steel.

Keywords: HY 80 steel, corrosion, fracture, yield strength, elongation, impact

Öz

Bu çalışmada, HY 80 çeliğinin, HCl, H₂SO₄ ve NaOH çözeltileri gibi çeşitli ortamlardaki mekanik davranışı deneysel olarak incelenmiştir. Plaka numuneleri, çekme numuneleri ve V çentikli numuneler, HCl, H₂SO₄ and NaOH çözeltilerine daldırılmıştır. HY 80 çeliğinin yüzeyinde korozif ortamın agresifliğini belirlemek için her bir H₂SO₄, NaOH ve HCl çözeltileri için daldırılan HY 80 yassı levha numunelerinin kütle kayıpları 1 hafta, 2 hafta ve 4 hafta sonra ölçülmüştür. Ayrıca, çekme numuneleri ve V çentikli numuneler, korozif ortamın HY 80 çeliklerinin kırılma tokluğu ve akma davranışı üzerindeki etkisini incelemek için 1, 2 ve 4 hafta boyunca daldırılmıştır. Sonuçlar, HY 80 çeliğinin akma dayanımı ve nihai çekme dayanımı, HCl ve H₂SO₄'ün asidik çözeltilerine daldırıldıktan sonra azaldığını göstermesine rağmen, NaOH çözeltisine daldırıldıktan sonra değişkenlik göstermemiştir. Ayrıca asidik ortamın etkisi HY 80 çeliğinin kırılma tokluğunu düşürmüştür.

Anahtar Kelimeler: HY 80 çeliği, korozyon, kırılma, akma dayanımı, uzama, darbe

1. Introduction

Corrosion is an electrochemical reaction causing to degrade material from the surface [1]. Corrosion phenomena is seen in many fields such as marine applications [2], industrial areas [3] and in environment [4, 5]. Corrosion is also formed in different types such as uniform [6] and pitting [5,7].

Tensile strength [8], yielding strength [9], crack propagation [10, 11, 12], fatigue life [13,14,15] are main mechanical properties that is affect by corrosion when the materials are exposed to aggressive mediums such as acidic [16] and saline [7, 17]. Corrosion effect on mechanical behavior of materials were studied experimentally [18] and/or numerically [19]. Also, materials work at operating conditions where both stress and corrosion are active [20, 21]. Many researches focused on the corrosion effect on mechanical character of materials such as steels [22], aluminum [23,24], copper alloys [25], zinc-magnesium alloys [4] and welded joints [26,27] at different mediums and conditions.

Rajput and Paik focused on 3 types of structural steels such as grade A mild steel, AH 32 steel and DH 32 steel. Tensile specimens were kept in seawater, freshwater and in the air at temperatures of 18° C, 0°C and -10°C during the 12 month-period. Yield strength and ultimate tensile strength of corroded specimens was not changed in dry and water-immersed solutions [28]. Rudomilova used dual phase steels to study the corrosion induced hydrogen effect with NaCl deposit in humid air. In the study, Rudomilova observed that dual phase steel demonstrated a reduction in properties of tensile strength and elongation because corrosion caused a decrease in cross-sectional area of the specimens and pitting was formed. On the other hand, Rudomilova demonstrated that hydrogen absorption for 27 days is inadequate to affect the mechanical properties [8]. Li et al. investigated corrosion effect on G250 mild steel used in bridge under stressed and non-stressed cases. The specimens are immersed in HCl solution having 2 different pH values such as 2.5 and 5, respectively. It is claimed that mass loss was drastically increased at stressed case for pH value of 2.5 and at stressed

DOI:10.21205/deufmd.2024267708

Atif şekli / How to cite:

Yılmaz, B., Kosa, E., Durmuşoğlu, S. (2024). An Experimental Investigation of Mechanical Behavior of HY 80 Steel in Corrosive Mediums DEUFMD, 26(77), 248-254.

Geliş Tarihi / Received: 25.04.2023

Kabul Tarihi / Accepted: 21.08.2023

conditions there is a higher decrease in ultimate and yield strength of the steel than at non-stressed cases for both pH values in 28 day-tests [16]. Mishra analyzed the fatigue life of aluminum alloy 8011 after immersing in NaCl solutions having percentages of 3.5%, 4%, 4.5% and 5% for a week. Elongation of aluminum alloy 8011 is lowered from 16% to 10%. Failure occurred after 1.2×10^7 cycles and 6×10^6 cycles for uncorroded and corroded specimens for load of 4 kg and bending stress of 120.32MPa, respectively [29]. Garbatov et al. studied on box girder steel corroded in seawater. After a 20% degradation, corrosion effect becomes dominant on the mechanical character of the steel. It was found that there is nonlinear decrease in yield strength whereas linear decrease in tensile strength was observed [30]. Hamidah et al. used copper alloys in various solutions such as KOH, NaOH, NaCl and HCl to research corrosive effect of the mediums to mechanical properties. It was observed that increase in the concentration of electrolytes increases the corrosion rate. As the corrosion rate is lowered, the mean decrease in ultimate and yield strength lower for all solutions. It was also found that NaCl and HCl electrolytes are more dominant and effective on tensile strength and yield strength of copper rather than alkaline solutions [25].

HY-80 steel shows high strength, ductility, impact toughness [31]. Besides that, HY 80 has a great resistance in corrosive medium [32]. It is high strength steel to provide mechanical properties needed in many Navy fields, such as ship and submarine hulls [33]. Thus, the interested material in the work is chosen as HY-80

steel. The novelty of the study is that mechanical properties of HY 80 steel such as tensile strength, yielding strength, impact energy, fracture (rupture) elongation have not been investigated in corrosive mediums. HCl, H₂SO₄ and NaOH solutions have been prepared and the HY 80 steel specimens have been immersed in the solutions to determine the effect of aggressive mediums.

2. Materials and Methods

2.1. Material and Chemical Composition

HY 80 steel is a high yield steel and commonly used in fields of submarine. Chemical composition of HY 80 Steel is given table 1. As shown in Figure 1, Tensile and V-notched specimens are prepared according to TS EN ISO 6892-1 [34] and TS EN ISO 148-1 standards, respectively [35] and metal flat plates are manufactured to be used to measure the mass loss of HY 80 steel for 7, 14 and 28 days and all specimens immersed in alkaline and acidic solutions. For Charpy impact and tensile test, two V-notched specimen and tensile specimen were submerged for each period of 7, 14, 28 days and then, average of yield Charpy-impact test to compare the mechanical behavior for each medium in the strength value, ultimate tensile strength value, fracture elongation and fracture energy of specimens were found in tensile test and study. For mass loss calculations, three flat metals were used for 7,14 and 28 day-measurement in each solution. The tensile specimens were covered with two elastic resistant bands to avoid corrosion in solutions at regions where the grips of tensile test machine hold.

Table 1. Chemical Composition of HY 80 steel.

Element	C	Cr	Cu	Mn	Mo	Ni	P	Si	Ti	S	V
Content %	0.12-0.18	1.00-1.8	Max 0.25	0.10-0.40	0.20-0.60	2.00-3.25	Max 0.025	0.15-0.35	0.02	Max 0.025	0.03




Figure 1. a) Tensile test specimen, b) Charpy-impact test specimen, c) flat plate

2.2. Solution Types and Preparation

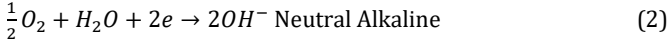
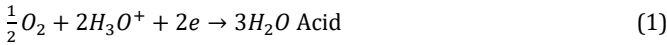
To understand the corrosion effect on mass loss, mechanical behavior of HY 80 steel, the steel specimens were kept in different aggressive mediums. In the experiments, three different solutions such as sulfuric acid, hydrochloric acid, sodium hydroxide were prepared at different percentages. pH values of solutions measured by pH meter were given in Table 2.

Table 2. pH values of solutions

Solution Types	pH
Sulfuric Acid (H ₂ SO ₄)	0.4
Hydrochloric Acid (HCl)	0.7
Sodium Hydroxide (NaOH)	13.7

Corrosion mechanism is a made up of oxygen reduction (Eq. 1 and Eq. 2) and hydrogen evolution reaction (Eq. 3 and Eq. 4) [36, 37].

Oxygen Reduction Reaction:



Hydrogen Evolution Reaction:



3. Results and Discussion

3.1. Mass Loss Calculation of HY 80 steels

The mass loss was calculated by equation 5,

$$\Delta M = M_{ini} - M_{fin} \quad (5)$$

Where M_{ini} (g) the mass at the beginning before it is corroded. M_{fin} (g) is the measured final mass after immersed in aggressive medium.

Submerged HY 80 plates in H_2SO_4 solutions loss highest mass in all. There is a quite increase in mass loss during 28 days for H_2SO_4 solution. Mass loss in percentage reaches to approximately 16% of initial mass for 28 days. Mass loss in submerged HY 80 plates in HCl solutions slightly increases to approximately 2.5 % of initial mass. The mass loss for NaOH solution is too low, almost zero as depicted in Figure 2. So, because of corrosion mechanism, material loss increased in different aggressive solutions in a certain period.

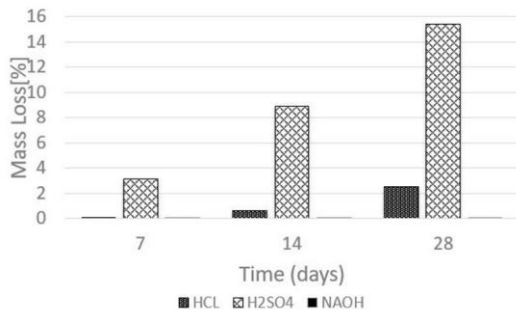


Figure 2. Mass loss of HY 80 plate steel

3.2. Tensile Test of HY 80 Steels

In an engineering tension test, the engineering stress and strain are expressed as σ_{eng} and ε_{eng} respectively, are calculated by measuring load and deflection using the original specimens having a cross-sectional area of A_i and a length of L_i as written in Eqs. 6 and 7.

$$\sigma_{eng} = \frac{F}{A_i} \quad (6)$$

$$\varepsilon_{eng} = \frac{L - L_i}{L_i} \quad (7)$$

To calculate true tensile stress, A is denoted as real cross-sectional area and continuously reduces during test until the specimens is fractured and the elongation is measured instantaneously to have true stress-strain curve [38]. The true tensile stress and strain are expressed in Eqs. 8 and 9.

$$\sigma_T = \frac{F}{A} = \frac{F}{A_0} (1 + \varepsilon_e) = \sigma_e (1 + \varepsilon_e) \quad (8)$$

$$\varepsilon_T = \int_{L_0}^L \frac{1}{L} dL = \ln \frac{L}{L_0} = \ln (1 + \varepsilon_e) \quad (9)$$

3.3. Effect of Corrosive Mediums on Yielding Strength, Ultimate Strength, Rupture Elongation and Impact Energy of HY 80 steels

HY 80 tensile samples prepared in different corrosive environments are tested. Average yield strength, ultimate strength and fracture elongation of non-corroded specimen are founded as 630.2 MPa, 765.5MPa and 27.5 % respectively as depicted in Figure 3, 5 and 7. The yield and ultimate strength slightly decrease during 28 day-period. Yield strength drops to 618.1MPa, 606.5 MPa and 619.9 MPa for 7 day-test in HCl, H_2SO_4 and NaOH solutions respectively and 573.9MPa, 592.4MPa and 629.9 MPa for 14 day-test in HCl, H_2SO_4 and NaOH solutions respectively as illustrated in Figure 3. Ultimate strength lowers to 746.7 MPa, 714.2 MPa and 733.4 MPa for 7 day-test in HCl, H_2SO_4 and NaOH solutions respectively and 730.6MPa, 711.7 MPa for 14 day-test in HCl, H_2SO_4 respectively as shown in Figure 5.

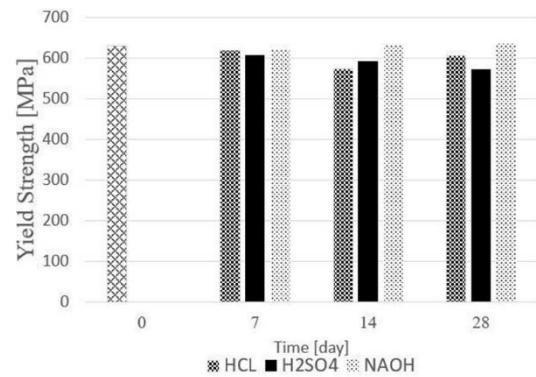


Figure 3. Yield strength of HY 80 steel immersed in different solutions

HCl and H_2SO_4 solutions are more dominant in reduction of yield and ultimate strength. NaOH solution is not effective to lower the yield and ultimate strength. Reduction in yield and ultimate strength reaches up to 9.28 % and 14.11 % for aggressive medium of H_2SO_4 solution respectively as illustrated in Figure 4 and 6. Reduction in yield strength of HY 80 steel immersed in solution of H_2SO_4 shows a decreasingly increase character as depicted in Figure 4.

For HY 80 steel samples immersed in NaOH preserve the yield strength as shown in Figure 4. It is seen in Figure 4 that HCl solution causes reduction in yield strength of immersed HY 80 steels.

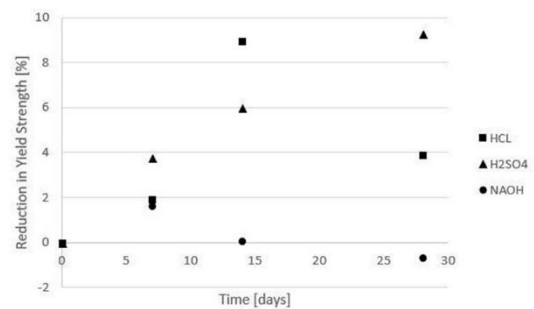


Figure 4. Yield strength reduction versus time

As shown in Figure 5 and 6, ultimate strength of immersed HY 80 steel samples in solution of HCl is decreased, the reduction in ultimate strength shows a decreasingly increase character.

Besides, H₂SO₄ solution effect ultimate strength of immersed samples and decrease the strength of the samples in 28 day-test period drastically as illustrated in Figure 6.

Ultimate strength of immersed HY 80 steel samples in solution of NaOH does not show a remarkable change as shown in Figure 5 and 6.

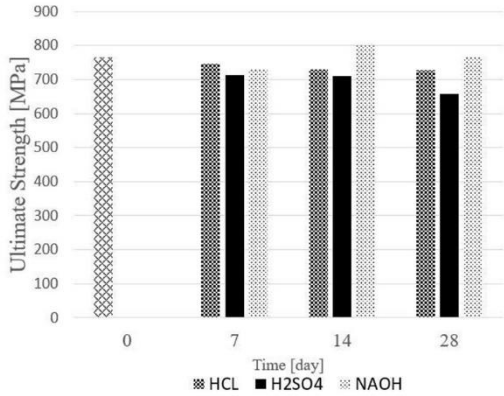


Figure 5. Ultimate strength of HY 80 steel immersed in different solutions

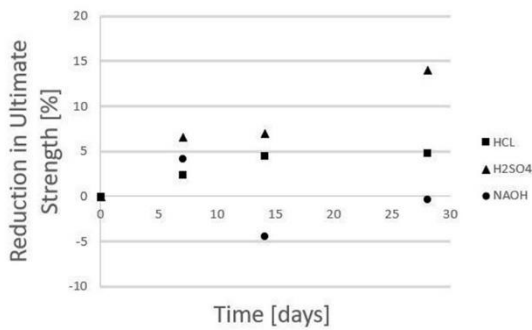


Figure 6. Ultimate Strength Reduction versus time

Especially, by the help of mass losing of specimens yield and ultimate strength of HY 80 steel have a tendency to reduce in acidic environment.

Fracture elongation defines the highest percentage permanent extension amount that occurs in the length of the tensile sample. This shows the ductility of the material. The more ductile the material, the more the deformation will occur [39].

Furthermore, fracture elongation is 26.2 %, 26.9 % and 26.4 % for 7 day-test in HCl, H₂SO₄ and NaOH solutions respectively, Fracture elongation drops to 26%, 26.2% and 24.5 % for 14 day-test in HCl, H₂SO₄ and NaOH solutions respectively and 23.85%, 25.7% and 23.8 % for 28 day-test in HCl, H₂SO₄ and NaOH solutions respectively as illustrated in Figure 7. Thus, HY 80 steel becomes less ductile as being submerged in corrosive mediums where corrosion reactions in Eqs. 3 and 4 take places. Also, corrosive medium affects the fracture toughness of HY 80 steel. HCl solution lowers impact energy to 220.5 J and 210.5 for 7 day-test and 14 day-test as depicted in Figure 8. Also, H₂SO₄ aggressive medium reduce impact energy to 210 J and 197 J for 7 day-test and 14 day-test. Furthermore, NaOH medium reduce impact energy to 212.5 J and 207 J for 7 day-test and 14 day-test. As shown in Figure 9, For all immersed HY 80 steel samples, the reduction in impact energy of HY 80 steels shows a decreasingly increase character in solutions of HCl, H₂SO₄ and NaOH. H₂SO₄ solution is the most effective solution in all to reduce the impact

energy of HY 80 steel. Maximum reduction in impact energy was observed for 14 day-tested specimens in H₂SO₄ solution as depicted in Figure 9. So, the impact strength of HY 80 steel lowered due to H evolution reactions realized in acidic and salty solutions in Eqs. 3 and 4.

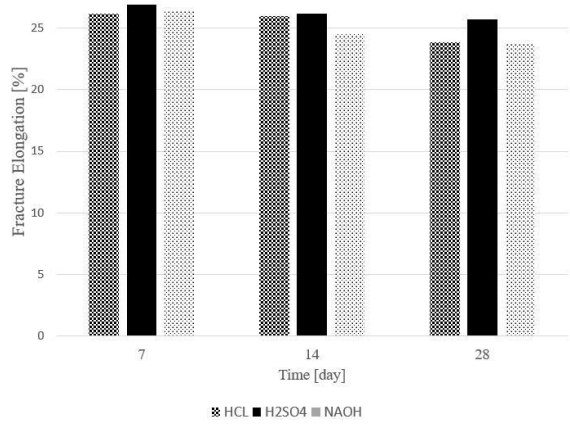


Figure 7. Fracture Elongation of HY 80 steel immersed in different solutions

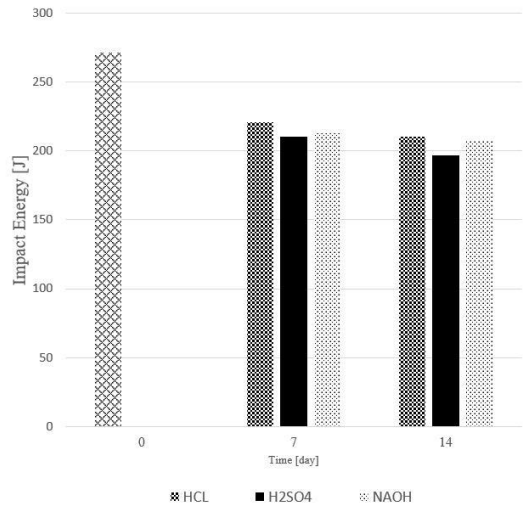


Figure 8. Impact Energy of V-notched HY 80 steel

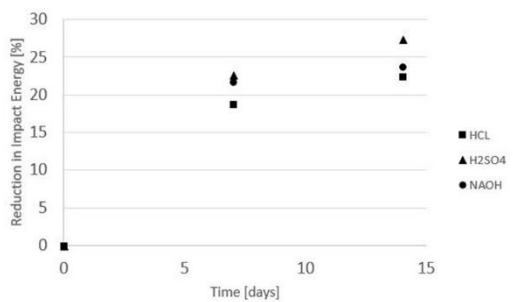


Figure 9. Impact energy reduction versus time

3.4. Fracture surface of specimens after Charpy-Impact Test

To characterize rupture surface 1 week-fractured V-notched and 4 week-fracture V-notched specimens were photographed for HCl, H₂SO₄ and NaOH solutions as shown in Figure 10. It is observed that the bright field on the fractured surface slightly increases when 1-week corroded fractured V-notched specimens

is compared to 4-week corroded fractured V-notched specimens for H₂SO₄ solutions as depicted in Figure 10.

3.5. Fracture surface of specimens after Tensile Test

To investigate the effect of corrosive mediums on the fractured surface of tensile specimens, the fractured surface of specimens are photographed in high definition and compared to each other. For non-corroded HY 80 specimens, the fractured surface shows ductile behaviour and have a cup and cone geometry as depicted in Figure 11. For HCl solutions, the cup and cone geometry of the fractured specimens is deteriorated after 28-day submerge. Also, especially, brittle mechanism is dominant on the fractured surface of HY 80 specimens in H₂SO₄ solutions after submerged in 28 days as shown in Figure 11.




Figure 10. Fractured surface of V-notch Specimens

4. Conclusions

The specimens were immersed in acidic, alkaline solutions and mechanical properties such as yielding behavior and fracture toughness of HY 80 steels were investigated by applying tensile test, Charpy-impact test, measuring mass loss of HY 80 steel specimens. In the work, the yield strength of HY 80 steel reduces by 3.88 %, where as in the study of Li et al. there is a reduction of 4.08 % in yield strength of 250 mild steel [16]. In addition, the ultimate strength of aluminum alloy 8011 in NaCl solution reduces by 4.39% in the study of Mishra et al [29] while 4.87 % reduction was observed in the study for HY 80 steel for 28 days' immersion.

There was a 9.29 % decrease in fracture toughness of Q235 steel in soil solution for a 90 days' immersion period in the work of Hou et al. [9] while in the study for the case of immersion of HY 80 steel in H₂SO₄ solution, there is 27.44 % reduction in impact energy.

When the fracture surfaces are examined, a matte surface is observed in the 2-week-old sample, and the amount of bright fracture surface is higher in the 4-week-old sample. In the HCl



Figure 11. Fractured surface of tensile specimens

solution, the fracture surfaces are lipped. Ductile fracture has occurred. Fracture surfaces were observed to be similar to each other at 2 and 4 weeks of age. Fracture toughness energies were close to each other for 1 and 2 week immersed notched samples kept in NaOH solution. In the immersion process, hydrogen atoms were allowed to enter the sample. A slight decrease was observed in the fracture toughness of the samples in HCl and H₂SO₄ solutions. It was observed that the ductility of the samples in the immersed HCl and H₂SO₄ solutions decreased and the brittleness increased. The increase in brittleness causes the samples to break and damage suddenly without showing any symptoms. It was observed that the effect of corrosion on yield and tensile strength was limited, on the other hand, it affected the decrease in material ductility.

The results show that in aggressive environment such as H₂SO₄ and acidic medium of HCl, there is a certain corrosive effect in reduction of yield, ultimate strength and impact energy of HY 80 steel. So, much more resistive coatings can be applied on HY80 steel to minimize the corrosive effect on yield, ultimate strength and impact energy. However, in salty medium, for HY 80 steel, there is no notable effect in reduction of yield, ultimate strength,

NaCl solution has an effect in reduction of impact energy of HY 80 samples. Hence, in short term periods, HY 80 preserve its stability against corrosion in terms of yield and ultimate strength at salty medium, but for long term periods, it may require to be coated by an alternative resistive material.

In future studies, the corrosion behavior under stress can be investigated. With stress corrosion, many more hydrogen atoms can be allowed to penetrate the part during the same period.

Ethics committee approval and conflicts of interest

The authors declare no need for an ethics committee approval and no conflict of interest in this paper.

Author Contribution Statement

Buğra Yılmaz did tests.

Ergin Kosa did literature investigation, contributed to identification of conceptualization and methodology, drafting of article and critical review of content and final approval.

Şenol Durmuşoğlu did material preparation.

Nomenclature

F = force (N)

A_i = initial cross sectional area (m^{-2})

A_o = original cross sectional area (m^{-2})

σ_{eng} = engineering stress ($N m^{-2}$)

ϵ_{eng} = engineering strain ($mm mm^{-1}$)

σ_T = true stress ($N m^{-2}$)

ϵ_T = true strain ($mm mm^{-1}$)

L_i = initial length (m)

L_o = original length (m)

M_{ini} = initial mass (g)

M_{fin} = final mass (g)

Δm = mass difference (g)

References

- [1] Bao, M., Ren, C., Lei, M., Wang, X., Singh, A. & Guo, X. 2016. Electrochemical behavior of tensile stressed P110 steel in CO₂ environment. *Corrosion Science*, vol. 112, pp. 585-595. <http://dx.doi.org/10.1016/j.corsci.2016.08.021>.
- [2] Ma, H. C., Fan, Y., Liu, Z. Y., Du, C. W. & Li, X. G. 2019. Effect of pre-strain on the electrochemical and stress corrosion cracking behavior of E690 steel in simulated marine atmosphere. *Ocean Engineering*, vol. 182, pp.188-195.
- [3] Luo, J., Luo, S., Li, L., Zhang, L., Wu, G. & Zhu, L. 2019. Stress corrosion cracking behavior of X90 pipeline steel and its weld joint at different applied potentials in near-neutral solutions. *Natural Gas Industry B*, vol. 6(2), pp. 138-144. <https://doi.org/10.1016/j.ngib.2018.08.002>.
- [4] Prosek, T., Nazarov, A., Bexell, U., Thierry, D. & Serak, J. 2008. Corrosion mechanism of model zinc-magnesium alloys in atmospheric conditions. *Corrosion Science*, vol. 50(8), pp. 2216-2231. <https://doi.org/10.1016/j.corsci.2008.06.008>.
- [5] Liu, Y., Wang, Z., & Ke, W. 2014. Study on influence of native oxide and corrosion products on atmospheric corrosion of pure Al. *Corrosion Science*, vol. 80, pp. 169-176. <http://dx.doi.org/10.1016/j.corsci.2013.11.027>.
- [6] Wang, X., Tang, X., Wang, L., Wang, C. & Guo, Z. 2014. Corrosion behavior of X80 pipeline steel under coupling effect of stress and stray current. *International Journal of Electrochemical Science*, vol. 9(8), pp. 4574-4588.
- [7] Gong, K., Wu, M., Xie, F., Liu, G. & Sun, D. 2020. Effect of dry/wet ratio and pH on the stress corrosion cracking behavior of rusted X100 steel in an alternating dry/wet environment. *Construction and Building Material*, vol. 260, 120478. <https://doi.org/10.1016/j.conbuildmat.2020.120478>.
- [8] Rudomilova, D., Prošek, T., Traxler, I., Faderl, J., Luckeneder, G., Schimo-Aichhorn, G. and Muhr, A. 2021. Critical Assessment of the Effect of Atmospheric Corrosion Induced Hydrogen on Mechanical Properties of Advanced High Strength Steel. *Metals*, vol. 11, 44. <https://dx.doi.org/10.3390/met11010044>.
- [9] Hou, Y., Lei, D., Li, S., Yang, W. and Li, C.-Q. 2016. Experimental Investigation on Corrosion Effect on Mechanical Properties of Buried Metal Pipes. *International Journal of Corrosion*, 5808372. <http://dx.doi.org/10.1155/2016/5808372>.
- [10] Liu, Z. Y., Li, Q., Cui, Z. Y., Wu, W., Li, Z., Du, C. W. & Li, X. G. 2017. Field experiment of stress corrosion cracking behavior of high strength pipeline steels in typical soil environments. *Construction and Building Material*, vol. 148, pp. 131-139. <http://dx.doi.org/10.1016/j.conbuildmat.2017.05.058>.
- [11] Niazi, H., Eadie, R., Chen, W., & Zhang, H. 2020. High pH stress corrosion cracking initiation and crack evolution in buried steel pipelines: A review. *Engineering Failure Analysis*, 105013. <https://doi.org/10.1016/j.engfailanal.2020.105013>.
- [12] Liu, G., Geng, J., Li, Y., Li, H., Wang, M., Chen, D., ... & Wang, H. 2021. Improved stress corrosion cracking resistance of in-situ TiB₂/7050Al composite by pre-precipitation treatment. *Micron*, vol. 145, 103056. <https://doi.org/10.1016/j.micron.2021.103056>.
- [13] Fernandez, I., Bairán, J. M. & Marí, A. R. 2015. Corrosion effects on the mechanical properties of reinforcing steel bars. *Fatigue and σ - ϵ behavior. Construction and Building Material*, vol. 101, pp. 772-783. <http://dx.doi.org/10.1016/j.conbuildmat.2015.10.139>.
- [14] Sonsino, C. M. 2021. Consideration of Salt-Corrosion Fatigue for Lightweight Design and Proof of Aluminium Safety Components in Vehicle Applications. *International Journal of Fatigue*, 106406. <https://doi.org/10.1016/j.ijfatigue.2021.106406>.
- [15] Ghazizadeh, E., Jabbari, A. H. & Sedighi, M. 2021. In vitro corrosion-fatigue behavior of biodegradable Mg/HA composite in simulated body fluid. *J. Magnes. Alloy*. <https://doi.org/10.1016/j.jjma.2021.03.027>.
- [16] Li, L., Mahmoodian, M. & Li, C. Q. 2018. Effect of corrosion on mechanical properties of steel bridge elements. In *Proceedings of 9th International Conference on Bridge Maintenance Safety and Management*.
- [17] Jebaraj, A. V., Aditya, K. V. V., Kumar, T. S., Ajaykumar, L. & Deepak, C. R. 2020. Mechanical and corrosion behaviour of aluminum alloy 5083 and its weldment for marine applications. *Materials Today: Proceedings*, vol. 22, pp. 1470-1478. <https://doi.org/10.1016/j.matpr.2020.01.505>.
- [18] Charalampidou, C., Dietzel, W., Zheludkevich, M., Kourkoulis, S. K. & Alexopoulos, N. D. 2021. Corrosion-induced mechanical properties degradation of Al-Cu-Li (2198-T351) aluminium alloy and the role of side-surface cracks. *Corrosion Science*, vol. 183, 109330. <https://doi.org/10.1016/j.corsci.2021.109330>.
- [19] Liu, M. 2021. Effect of uniform corrosion on mechanical behavior of E690 high strength steel lattice corrugated panel in marine environment: a finite element analysis. *Material Research Express*, vol. 8, 066510. <https://doi.org/10.1088/2053-1591/ac0655>.
- [20] Xu, L. Y. & Cheng, Y. F. 2012. An experimental investigation of corrosion of X100 pipeline steel under uniaxial elastic stress in a near-neutral pH solution. *Corrosion Science*, vol. 59, pp. 103-109. <http://dx.doi.org/10.1016/j.corsci.2012.02.022>.
- [21] Le, L., Sofi, M. & Lumantarna, E. 2021. The combined effect of stress and corrosion on mild steel. *Journal of Constructional Steel Research* vol. 185, 106805. <https://doi.org/10.1016/j.jcsr.2021.106805>.
- [22] Ren, R. K., Zhang, S., Pang, X. L. & Gao, K. W. 2012. A novel observation of the interaction between the macroelastic stress and electrochemical corrosion of low carbon steel in 3.5 wt% NaCl solution. *Electrochimica Acta*, vol. 85, pp. 283-294. <http://dx.doi.org/10.1016/j.electacta.2012.08.079>.
- [23] Necşulescu, D. A. 2011. The effects of corrosion on the mechanical properties of aluminium alloy 7075-T6. *UPB Scientific Bulletin*, vol. 73, pp. 223-229.
- [24] Kumar, S. R., Krishna, S. D., Krishna, M. D., Gokulkumar, N. T. & Akilesh, A. R. 2021. Investigation on corrosion behaviour of aluminium 6061-T6 alloy in acidic, alkaline and salt medium. *Materials Today: Proceedings*, vol. 45, pp. 1878-1881. <https://doi.org/10.1016/j.matpr.2020.09.079>.
- [25] Hamidah, I., Solehudin, A., Hamdani, A., Hasanah, L., Khairurrijal, K., Kurniawan T., Mamt, R., Maryanti, R., Nandiyanto, A. & Hammouti, B. 2021. Corrosion of copper alloys in KOH, NaOH, NaCl, and HCl electrolyte solutions and its impact to the mechanical properties. *Alexandria Engineering Journal*, vol. 60(2), pp. 2235-2243. <https://doi.org/10.1016/j.aej.2020.12.027>.
- [26] Xu, S., Wang, H., Li, A., Wang, Y. & Su, L. 2016. Effects of corrosion on surface characterization and mechanical properties of butt-welded joints. *Journal of Constructional Steel Research*, vol. 126, pp. 50-62. <http://dx.doi.org/10.1016/j.jcsr.2016.07.001>.

- [27] Dovletoglou, E., Skarvelis, P., Stergiou, V. & Alexopoulos, N. D. 2018. Effect of corrosion exposure on the mechanical performance of 2024 aluminum alloy electron beam welded joints. *Procedia Structural Integrity*, vol. 10, pp. 73-78. <https://doi.org/10.1016/j.prostr.2018.09.011>.
- [28] Rajput, A., Paik, J. K. 2021. Effects of Naturally-Progressed Corrosion on the Chemical and Mechanical Properties of Structural Steels. *Structures*, vol. 29, pp. 2120-2138. <https://doi.org/10.1016/j.istruc.2020.06.014>.
- [29] Mishra, R. K. 2020. Study the effect of pre-corrosion on mechanical properties and fatigue life of aluminum alloy 8011. *Materials Today: Proceedings*, vol. 25, pp. 602-609. <https://doi.org/10.1016/j.matpr.2019.07.375>.
- [30] Garbatov, Y., Soares, C. G., Parunov, J. & Kodvanj, J. 2014. Tensile strength assessment of corroded small scale specimens. *Corrosion Science*, vol. 85, pp. 296-303. <http://dx.doi.org/10.1016/j.corsci.2014.04.031>.
- [31] Belkessa B., Giroud D., Ouali N., Cheniti B. Microstructure and Mechanical Behavior in Dissimilar SAF 2205/API X52 Welded Pipes. *Acta Metallurgical Sinica (English Letters)*, 2016. <https://doi.org/10.1007/s40195-016-0428-8>.
- [32] Young G. W. 2012. Evaluation of Friction Stir Processing Of HY-80 Steel under Wet and Dry Condition. Naval Postgraduate School. Master's Thesis. Monterey, California.
- [33] Zhang L., Kannengiesser T. Austenite grain growth and microstructure control in simulated heat affected zones of microalloyed HSLA steel, *Materials Science and Engineering A* 613, pp. 326-335, 2014. <https://doi.org/doi:10.1016/j.msea.2014.06.106>.
- [34] Institute of Turkish Standards, Metallic materials – Tensile testing, part 1: method of test at room temperature.
- [35] Institute of Turkish Standards, Metallic materials, Charpy pendulum impact test, part 1: test method.
- [36] Marcus, P. 2011. *Corrosion mechanisms in theory and practice*. Crc Press.
- [37] Revie, R. W. 2008. *Corrosion and corrosion control*. John Wiley & Sons.
- [38] Davis, J. R. 2004. *Tensile Testing*, ASM International, USA.
- [39] Anonim, Bartın Üniversitesi Mühendislik Fakültesi Metalurji ve Malzeme Mühendisliği Malzeme Laboratuvarı I dersi çekme föyü. <https://cdn.bartın.edu.tr/metalurji/d7ee7cd9-f063-4669-8e1c-393503ed6ffb/cekme-deney-foyu.pdf> (date of access:08.08.2023)