



## Energy and Exergy Analysis on Bubbling Fluidized Bed Gasifier Using Aspen Plus Simulation

Senem Sezer<sup>1</sup>  , Uğur Özveren<sup>1\*</sup>  

<sup>1</sup>Marmara University, Faculty of Engineering, Department of Chemical Engineering, 34722, Istanbul, Turkey.

**Abstract:** In this study, exergy and energy analysis were investigated for gasification of almond shell in bubbling fluidized bed gasifier by using Aspen Plus simulation. The effect of temperature and steam/fuel ratio, which are important parameters for the gasification process, on energy and physical exergy values of syngas were examined. The results of the simulation showed that the exergy and energy values of the syngas were significantly affected by the change in gasifier temperature and steam/fuel ratio. Increasing the steam/fuel ratio influenced the energy and exergy value in a negative manner. However, H<sub>2</sub> and CO compositions in the syngas and energy and exergy values of the syngas increased with the enhancement of temperature. The developed bubbling fluidized bed gasifier model will create knowledge for researchers interested in the gasifier process.

**Keywords:** Gasification, bubbling fluidized bed gasifier, energy and exergy analysis, Aspen Plus, biomass.

**Submitted:** December 16, 2019. **Accepted:** November 13, 2020.

**Cite this:** Sezer S, Özveren U. Energy and Exergy Analysis on Bubbling Fluidized Bed Gasifier Using Aspen Plus Simulation. JOTCSB. 2020;3(2):55-64.

**\*Corresponding author.** E-mail: [ugur.ozveren@marmara.edu.tr](mailto:ugur.ozveren@marmara.edu.tr).

### INTRODUCTION

Due to global concerns, researchers have focused to develop new and more efficient energy systems in order to supply the increasing energy demands in a sustainable way (1). Among renewable energy sources, biomass is getting considerable attention because of its low environmental impact, reducing carbon emissions, and the handle of converting organic-based wastes to useful energy (2). Biomass resources can be found in different forms such as forest residues, agricultural residues and crops, and municipal wastes. Biomass properties such as heating value, elemental composition, moisture, ash content, and volatile matter content are used to select proper biomass type for certain applications (3).

Biomass gasification is a promising process that converts biomass into synthesis gas (syngas) under different atmospheres such as O<sub>2</sub>, CO<sub>2</sub>, air and/or steam. Generally, the syngas can be used for generation of fuels, chemicals, and power, it produced in the gasification process is a combination of carbon monoxide (CO), methane

(CH<sub>4</sub>), carbon dioxide (CO<sub>2</sub>) and hydrogen (H<sub>2</sub>). Compared with air gasification, steam gasification obtains a better performance owing to more combustible gases are produced (4, 5). The gasification process takes place in the gasifier which is divided into three main groups with respect to their working principles, namely fixed bed, fluidized bed, and entrained flow gasifiers (6). They are selected according to operational conditions, fuel amounts, fuel properties such as shape, size, ash and moisture content (7). Bubbling bed gasifier is the type of fluidized bed, it has excellent heat and mass transfer, higher working capacity, and flexibility for the particle size of fuel (8).

Energy is conserved with respect to the first law of thermodynamics; it flows in or out of a system with heat transfers, mass flows, and work interactions. Exergy is the useful work potential of a certain amount of energy at specified state. Exergy measures and compares the ability to do work between energies of the same form. Energy consumption and losses of the system are evaluated by using the first law of thermodynamics. Exergy analysis is related to the second law of

thermodynamics that also provides information about the system's internal inefficiency (9-12). The destroyed exergy is related to the generated entropy. Exergy analysis can provide to design thermal system more efficient by decreasing the present inefficiencies.

Aspen Plus is a reliable software for designing and optimization of thermochemical processes. Researchers try to improve the gasification process for different operational conditions using by Aspen plus simulator based on the Gibbs free energy minimization. Biomass gasification technique is complex, and the process performance can be influenced by several parameters (13). Modeling and simulation can help to understand and analyze the effects of different parameters on the outcome variables (14, 15). Researchers have used Aspen Plus to model the gasification process. Beheshti et al.(16) modeled a bubbling fluidized bed gasifier under the steam-air atmosphere to evaluate effect of operational parameters on the syngas composition and hydrogen yield by using Aspen Plus. Begum et al. (17) examined the performance of the fixed bed gasifier model while the air-fuel ratio, gasifier temperature changed for different biomass feedstocks under steady-state condition via Aspen Plus simulation. Acar et al. (18) recently discussed the almond shell gasification process which used chemical equilibrium and restricted chemical equilibrium models. They compared the

two models with experimental results and investigated the influence of gasification conditions on the syngas composition and lower heating value of syngas.

In this study, a new developed bubbling bed gasifier model was used to conduct almond shell gasification process under steam atmosphere by using Aspen Plus program. Unlike other literature studies, the main objective is to investigate the effect of temperature and steam/biomass ratio on the H<sub>2</sub> and CO composition of syngas accordingly exergy value. Performance of the gasification process of almond shell was evaluated where exergy issue is considered, and optimum operational conditions were determined for new developed bubbling bed gasifier model using Aspen Plus software.

## MATERIALS AND METHODS

The determination of the biomass properties such as proximate, ultimate analysis and heating value is important to achieve efficient gasification performance. Almond shell is agricultural waste and has high energy potential to be used as feedstock in the bubbling fluidized bed gasifier (19). Ultimate and proximate analysis results of the almond shell, wood pellet, and tire have been used as feedstock in the developed model and validation respectively are presented in Table 1.

**Table 1.** Proximate and ultimate analysis of almond shell (20), wood pellet(21) and tire(22).

		<b>Almond Shell</b>	<b>Wood Pellet</b>	<b>Tire</b>
<b>Proximate Analysis (wt %)</b>	Volatile Matter	76.1	80.6	64.21
	Ash	3.04	0.89	6.68
	Moisture	7.85	9.8	0.68
	Fixed Carbon	20.86	18.51	29.11
<b>Elemental Analysis (wt%)</b>	Sulfur	0.03	0.004	2.48
	Oxygen	40.1	41.36	2.62
	Hydrogen	5.98	7.09	7.97
	Carbon	50.14	50.57	80.1
	Nitrogen	0.74	0.089	0.15

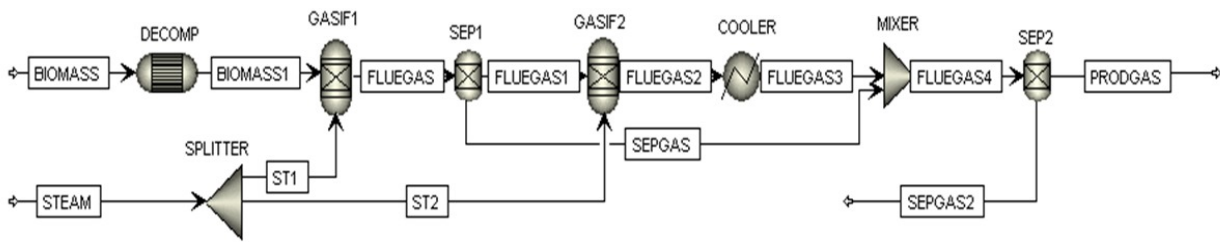
A bubbling fluidized bed gasifier model for the steam gasification of almond shell was conducted in the Aspen Plus process simulator through the combination of reactors, mixers, heat exchangers, and separators. Stream and block information were specified, and the thermodynamic property method was selected as Soave-Redlich-Kwong to perform the simulation, where HCOALGEN and the DCOALIGT models as a physical property method was selected to calculate the enthalpy and density of almond shell. Steam was selected as a gasifying

agent. The bubbling fluidized bed gasifier model is shown in Figure 1.

Gibbs's free energy minimization was implemented in the developed model. Bubbling fluidized bed gasifier was modeled under some assumptions:

- The model is in a steady-state, gasification parameters do not change with time.
- All gases are ideal.
- There is no pressure decrease in the gasifier.

- The ash in the almond shell is inert and does not participate in the gasification reactions.
- The temperature distribution is uniform in the gasifier.
- All the reactions reach equilibrium.



**Figure 1:** Bubbling fluidized bed gasifier flowsheet in Aspen Plus.

Almond shell was introduced with its proximate and ultimate analysis results as nonconventional component to the stream named BIOMASS temperature at 20 °C with 25 kg/h flow rate. In DECOMP reactor, RYIELD type reactor was selected and the feed was decomposed into its conventional components based on the sulfur, proximate, and ultimate analyses of the almond shell. RGIBBS reactor was used to represent pyrolysis and gasification zones. Low and high temperature pyrolysis takes place in the GASIF1 the temperature around 300 °C. SEP1 block separates the certain amount of CH<sub>4</sub> and CO before the gasification part. Gasification reactions are formed in GASIF2 reactor and operation temperature changes between 700-

1000 °C. Steam flow rate is changed between 10-40 kg/h and flow is split into two streams equally to create a steam atmosphere in the GASIF1 and GASIF2 by using SPLITTER. COOLER is used to cool or keep constant the syngas temperature at 800 °C after GASIF2 reactor. SEPGAS and FLUGAS3 is mixed in the MIXER. Water, ash, and H<sub>2</sub>S were separated from FLUEGAS4 to clean product gas via SEP2 block. Gasification reactions which take place in bubbling bed gasifier are submitted in Table 2 (23).

Gasification agent, biomass properties, and operating conditions affect the gasification reactions directly.

**Table 2.** Gasification reactions in bubbling fluidized bed gasifier

$C + 2H_2 \leftrightarrow CH_4$ (methane formation reaction)	(1)
$C + 1/2O_2 \rightarrow CO$ (partial oxidation reaction)	(2)
$CO + H_2O \leftrightarrow CO_2 + H_2$ (water gas shift reaction)	(3)
$C + CO_2 \leftrightarrow 2CO$ (Boudouard reaction)	(4)
$H_2 + S \rightarrow H_2S$	(5)
$C + H_2O \leftrightarrow CO + H_2$ (water gas reaction)	(6)
$CH_4 + H_2O \leftrightarrow CO + 3H_2$ (steam reforming reaction)	(7)
$C + O_2 \rightarrow CO_2$ (complete oxidation reaction)	(8)
$H_2 + 0.5O_2 \rightarrow H_2O$ (hydrogen oxidation)	(9)

The model in this study was simulated between the gasifier temperature 700-1000 °C, and the steam flow rate 10-40 kg/h to investigate the effect of operational conditions on the syngas composition and exergy value. Sensitivity analysis was implemented to conduct parametric studies.

## RESULTS

### Model Validation

The developed model was successfully validated with two data sets from literature. In the first data (21), the wood pellet was used as a feedstock and gasification process carried out at 800 °C under air atmosphere. The model was also validated with steam gasification data (22), where tire samples were used as fuel under steam atmosphere in bubbling fluidized bed gasifier. The syngas composition of the model is approximate to experimental gas composition as shown in Table 3.

The model validation results from literature as seen on Table 3 show that the model is robust and have worked properly. However, CH<sub>4</sub> compositions are quite different from experimental results in the literature, while H<sub>2</sub>, CO, and CO<sub>2</sub> compositions are very close. Because the model works thermodynamic equilibrium based and residence time could be different in the Aspen Plus model and experimental study.

### Parametric Study

Sensitivity analysis was applied to conduct parametric studies after model validation. The effect of gasifier temperature and steam/biomass ratio on the syngas composition and exergy value have been examined.

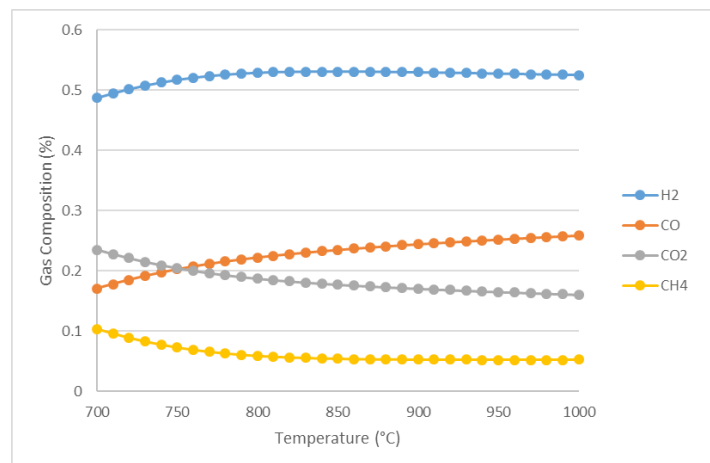
**Table 3.** Model validation results with air (21) and steam (22) gasification data sets.

Model validation result with air (21) experimental data set		
<b>Wood Pellet</b>	Fuel (kg/h)	34
<b>Gasifier - 800°C</b>	Air (Nm <sup>3</sup> /h)	37
Gas Composition	Literature (%)	Model (%)
H <sub>2</sub>	14.5	15.67
CO <sub>2</sub>	16	16.44
CO	13.8	13.91
CH <sub>4</sub>	4	9.09
Model validation result with steam(22) experimental data set		
<b>Tire Sample</b>	Fuel (kg/h)	0.876
<b>Gasifier - 770°C</b>	Steam (kg/h)	0.331
Gas Composition	Literature (%)	Model (%)
H <sub>2</sub>	48.81	47.87
CO <sub>2</sub>	3.30	3.56
CO	3.89	3.2
CH <sub>4</sub>	26.37	14.3

*Effect of Temperature on Syngas Composition*

Gasifier temperature affects the syngas composition as seen in Figure 2. Because of endothermic

reactions occurring in the gasifier, syngas composition changes with increasing temperature.

**Figure 2.** Effect of temperature on the syngas composition.

H<sub>2</sub> and CO composition increased with increasing temperature. On the other hand, CH<sub>4</sub> and CO<sub>2</sub> compositions showed an opposite tendency versus gasifier temperature. This is because higher temperature favors the steam and methane reforming reactions. Boudouard reaction also promotes CO formation, while the CO<sub>2</sub> concentration decreased with enhancing the temperature due to that is more effective when the temperature is higher than 800 °C. H<sub>2</sub> composition reached the maximum value at 850 °C. Increasing temperature above 850°C affected the H<sub>2</sub> concentration negatively. Former studies in the literature show the similar results for effect of temperature on the syngas composition (24-26).

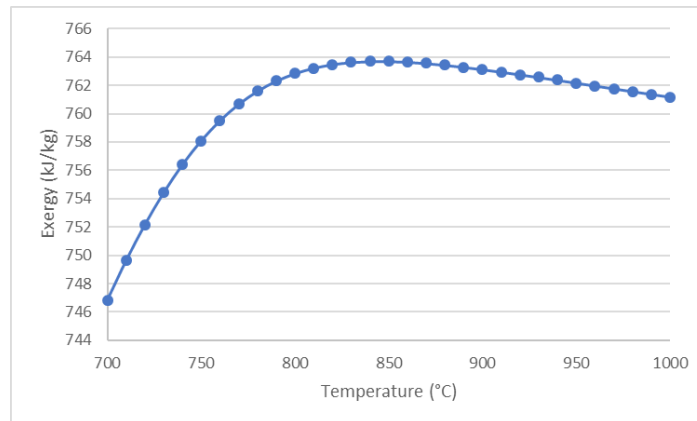
*Effect of Temperature on Exergy Value of Syngas*

Exergy value is utilized to evaluate system performance. Figure 3 shows the change of syngas exergy value with the temperature in the bubbling fluidized bed gasifier. The studies about the syngas exergy value was discussed in the literature and our results show consistency with them (27, 28).

Exergy value of the syngas is the total value of chemical and physical exergies. Gasifier temperature is associated with physical and chemical exergies as increasing potential energy value and combustible components such as H<sub>2</sub> and CO in the syngas. H<sub>2</sub> concentration change showed the same trend with the exergy value of syngas. Both reached the maximum value at 850°C.

Sensitivity analysis results in Aspen Plus simulation

for syngas exergy value according to temperature change were presented in Figure 4.



**Figure 3.** Effect of temperature on the syngas exergy value.

#### *Effect of steam flow rate on the syngas composition*

The steam flow rate is an important parameter for steam gasification. Enrichment of the steam flow rate affected the synthesis gas composition as shown in Figure 5. H<sub>2</sub> and CO<sub>2</sub> increased and CH<sub>4</sub> and CO decreased with increasing steam flow rate.

With the addition of steam, water-gas shift, water-gas, and steam methane reforming reactions shift to the product side according to Le Châtelier's principle (29). As a result of all reactions, H<sub>2</sub> concentration increased and CH<sub>4</sub> concentration decreased with steam increases. Increasing of steam flow rate is leading to more complete oxidation reaction, therefore, CO<sub>2</sub> concentration increases and CO concentration decreases. In this study, obtained results from Aspen Plus model show good agreement with the literature studies (30).

#### *Effect of steam flow rate on the syngas exergy value*

The effects of steam flow rate on the exergy of syngas were investigated. Figure 6 shows that syngas exergy value, from almond shell gasification under steam atmosphere, demonstrated an increasing trend with steam flow rate increases.

The trend in exergy increase from Figure 6 could be explained by encouragement of hydrogen formation as steam was supplied, which leads to higher exergy content at lower steam flow rate under 30 kg/h. The later increases in the exergy values were resulted from the decreases in the yields of CO. The results show that influence of steam flow rate on the syngas exergy value has similar behavior with literature studies (31).

The results are taken from Aspen Plus and presented in graphic 6 can be seen in the Figure 7 as screenshot in Aspen Plus simulation.

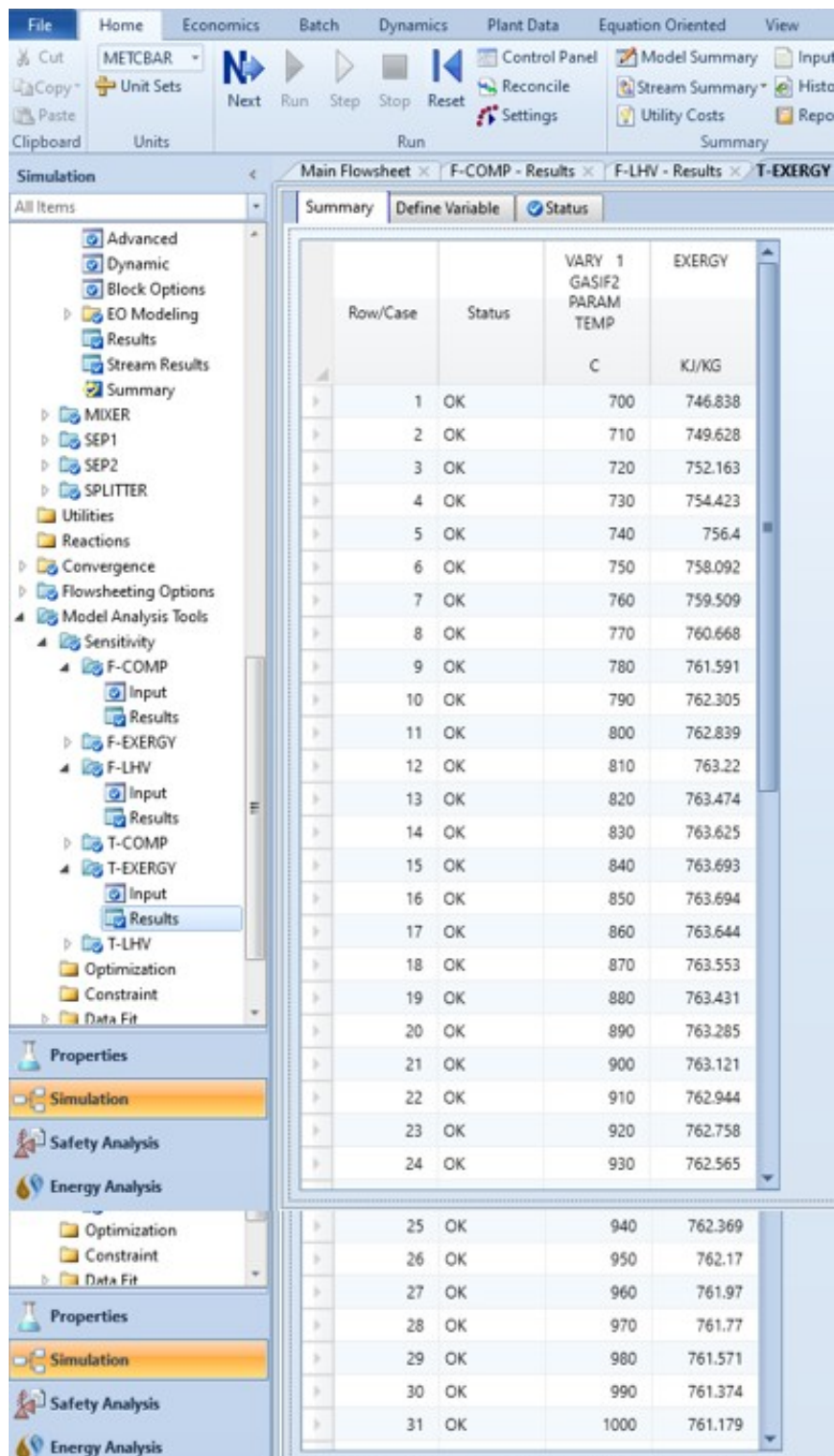
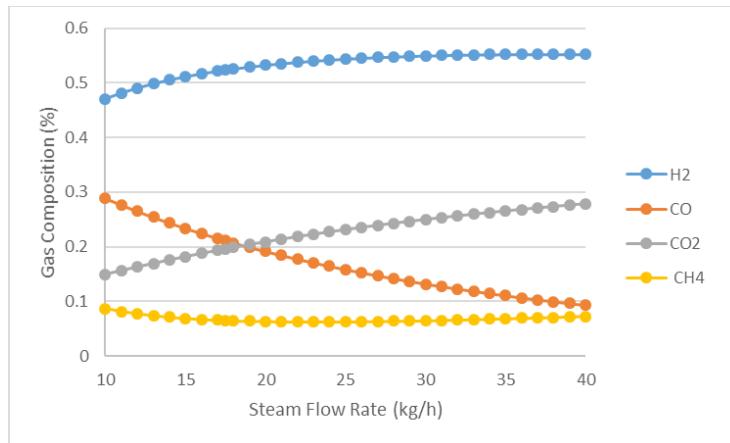
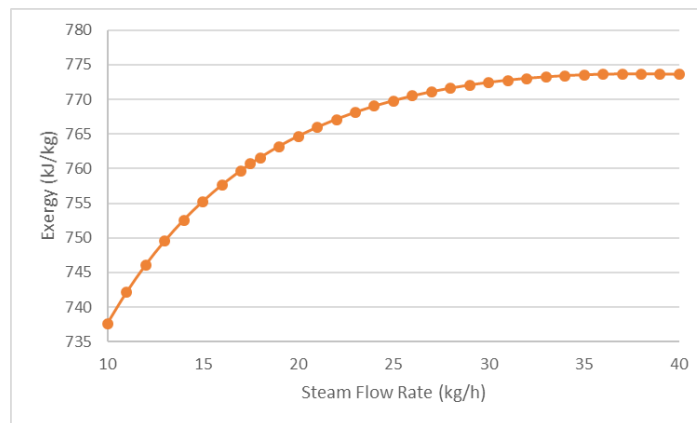


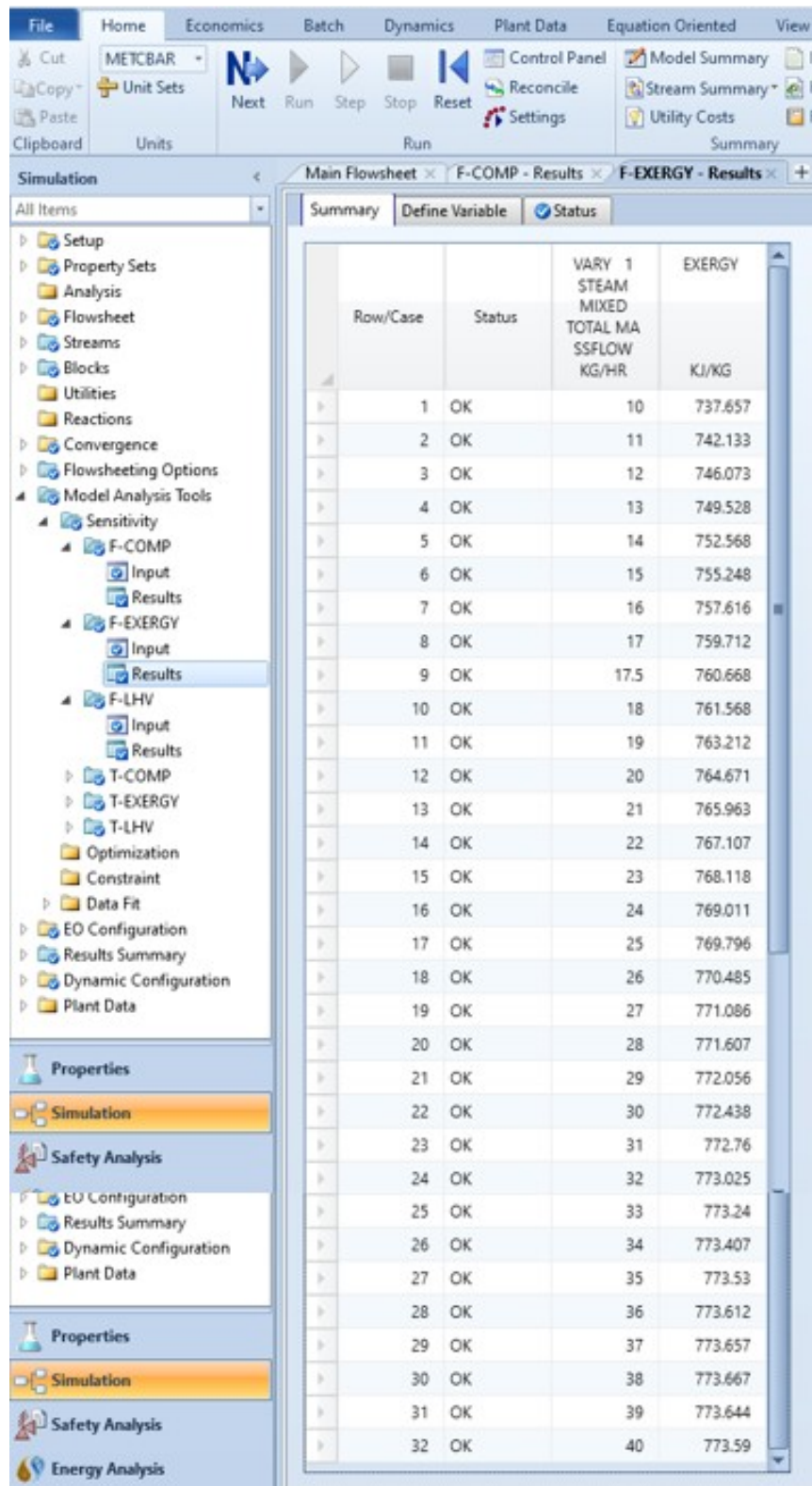
Figure 4. Sensitivity analysis results for effect of temperature on the syngas exergy value in Aspen Plus.



**Figure 5.** Effect of steam flow rate on the syngas composition.



**Figure 6.** Effect of steam flow rate on the syngas exergy value.



**Figure 7.** Sensitivity analysis results for effect of steam flow rate on the syngas exergy value in Aspen Plus.

## CONCLUSION

The following conclusive remarks were drawn:

- The developed bubbling fluidized bed model was successfully validated with experimental data sets from literature.

- Changing the gasifier temperature showed a significant effect on the syngas composition.  $H_2$  composition increased from 48.74% to 53.11% between the temperatures 700-850 °C, and reached the maximum value at 850 °C, while CO content in the syngas increased from 17.05% to 23.48%.



- Increasing the gasifier temperature enhanced the system energy potential, therefore, the exergy value of syngas increased from 746.83 to 763.70 kJ/kg between the temperature 700 and 850 °C.
- Results represented that the steam flow rate showed considerable effects on H<sub>2</sub> and CO composition in the syngas. H<sub>2</sub> content increased between %47 and %55 and CO content decreased from 28% to 9%, while the steam flow rate raised from 10 to 40 kg/h. Furthermore, the exergy value of syngas increased from 737 to 773 kJ/kg.

## REFERENCES

1. Siddiqui O, Dincer I, Yilbas B. Development of a novel renewable energy system integrated with biomass gasification combined cycle for cleaner production purposes. *Journal of Cleaner Production*. 2019;118345.
2. Rodríguez-Monroy C, Mármol-Acitores G, Nilsson-Cifuentes G. Electricity generation in Chile using non-conventional renewable energy sources—A focus on biomass. *Renewable and Sustainable Energy Reviews*. 2018;81:937-45.
3. Moilanen A, Nasrullah M, Kurkela E. The effect of biomass feedstock type and process parameters on achieving the total carbon conversion in the large scale fluidized bed gasification of biomass. *Environmental progress & sustainable energy*. 2009;28(3):355-9.
4. Hosseini M, Dincer I, Rosen MA. Steam and air fed biomass gasification: comparisons based on energy and exergy. *International journal of hydrogen energy*. 2012;37(21):16446-52.
5. Udomsirichakorn J, Salam PA. Review of hydrogen-enriched gas production from steam gasification of biomass: the prospect of CaO-based chemical looping gasification. *Renewable and sustainable energy reviews*. 2014;30:565-79.
6. Sansaniwal S, Rosen M, Tyagi S. Global challenges in the sustainable development of biomass gasification: an overview. *Renewable and Sustainable Energy Reviews*. 2017;80:23-43.
7. Mazaheri N, Akbarzadeh A, Madadian E, Lefsrud M. Systematic review of research guidelines for numerical simulation of biomass gasification for bioenergy production. *Energy conversion and management*. 2019;183:671-88.
8. Bach Q-V, Gye H-R, Lee C-J. Process modeling for steam biomass gasification in a dual fluidized bed gasifier. *Computer Aided Chemical Engineering*. 44: Elsevier; 2018. p. 343-8.
9. Kwofie E, Ngadi M, Sotocinal S. Thermodynamic evaluation of a rice husk fired integrated steam and hot air generation unit for rice parboiling. *Energy*. 2017;128:39-49.
10. Kanoglu M, Işık SK, Abuşoğlu A. Performance characteristics of a diesel engine power plant. *Energy Conversion and Management*. 2005;46(11-12):1692-702.
11. Kanoglu M, Dincer I, Rosen MA. Understanding energy and exergy efficiencies for improved energy management in power plants. *Energy Policy*. 2007;35(7):3967-78.
12. Dincer I, Hussain M, Al-Zaharnah I. Analysis of sectoral energy and exergy use of Saudi Arabia. *International Journal of Energy Research*. 2004;28(3):205-43.
13. Nemtsov D, Zabaniotou A. Mathematical modelling and simulation approaches of agricultural residues air gasification in a bubbling fluidized bed reactor. *Chemical Engineering Journal*. 2008;143(1-3):10-31.
14. Gómez-Barea A, Leckner B. Modeling of biomass gasification in fluidized bed. *Progress in Energy and Combustion Science*. 2010;36(4):444-509.
15. Couto N, Rouboa A, Silva V, Monteiro E, Bouziane K. Influence of the biomass gasification processes on the final composition of syngas. *Energy Procedia*. 2013;36:596-606.
16. Beheshti S, Ghassemi H, Shahsavan-Markadeh R. Process simulation of biomass gasification in a bubbling fluidized bed reactor. *Energy conversion and management*. 2015;94:345-52.
17. Begum S, Rasul M, Akbar D, Ramzan N. Performance analysis of an integrated fixed bed gasifier model for different biomass feedstocks. *Energies*. 2013;6(12):6508-24.
18. Acar MC, Böke YE. Simulation of biomass gasification in a BFBG using chemical equilibrium model and restricted chemical equilibrium method. *Biomass and Bioenergy*. 2019;125:131-8.
19. Quesada L, Pérez A, Calero M, Blazquez G, Martín-Lara M. Reaction schemes for estimating kinetic parameters of thermal decomposition of native and metal-loaded almond shell. *Process Safety and Environmental Protection*. 2018;118:234-44.
20. NREL Transforming Energy [Available from: [https://www.nrel.gov/rredc/biomass\\_resource.html](https://www.nrel.gov/rredc/biomass_resource.html)].
21. Kim YD, Yang CW, Kim BJ, Kim KS, Lee JW, Moon JH, et al. Air-blown gasification of woody biomass in a bubbling fluidized bed gasifier. *Applied energy*. 2013;112:414-20.

22. Karatas H, Olgun H, Akgun F. Experimental results of gasification of waste tire with air&CO<sub>2</sub>, air&steam and steam in a bubbling fluidized bed gasifier. *Fuel processing technology*. 2012;102:166-74.
23. AlNouss A, McKay G, Al-Ansari T. A techno-economic-environmental study evaluating the potential of oxygen-steam biomass gasification for the generation of value-added products. *Energy Conversion and Management*. 2019;196:664-76.
24. Skoulou V, Zabaniotou A, Stavropoulos G, Sakelaropoulos G. Syngas production from olive tree cuttings and olive kernels in a downdraft fixed-bed gasifier. *International journal of hydrogen energy*. 2008;33(4):1185-94.
25. Begum S, Rasul MG, Akbar D, Ramzan N. Performance analysis of an integrated fixed bed gasifier model for different biomass feedstocks. *Energies*. 2013;6(12):6508-24.
26. Nikoo MB, Mahinpey N. Simulation of biomass gasification in fluidized bed reactor using ASPEN PLUS. *Biomass and bioenergy*. 2008;32(12):1245-54.
27. Lu Y, Jin H, Guo L, Zhang X, Cao C, Guo X. Hydrogen production by biomass gasification in supercritical water with a fluidized bed reactor. *International Journal of Hydrogen Energy*. 2008;33(21):6066-75.
28. Zhang Y, Li B, Li H, Liu H. Thermodynamic evaluation of biomass gasification with air in autothermal gasifiers. *Thermochimica Acta*. 2011;519(1-2):65-71.
29. Shehzad A, Bashir MJ, Sethupathi S. System analysis for synthesis gas (syngas) production in Pakistan from municipal solid waste gasification using a circulating fluidized bed gasifier. *Renewable and Sustainable Energy Reviews*. 2016;60:1302-11.
30. AlNouss A, Parthasarathy P, Shahbaz M, Al-Ansari T, Mackey H, McKay G. Techno-economic and sensitivity analysis of coconut coir pith-biomass gasification using ASPEN PLUS. *Applied Energy*. 2020;261:114350.
31. Samimi F, Marzoughi T, Rahimpour MR. Energy and exergy analysis and optimization of biomass gasification process for hydrogen production (based on air, steam and air/steam gasifying agents). *International Journal of Hydrogen Energy*. 2020.