

Original article (Orijinal araştırma)

Compositional analysis and toxicity of four plant essential oils to different stages of Mediterranean flour moth, *Ephesia kuehniella* Zeller (Lepidoptera: Pyralidae)

Akdeniz un güvesi *Ephesia kuehniella* Zeller (Lepidoptera: Pyralidae)'nın farklı gelişme evrelerine karşı dört uçucu bitki yağının toksik etkisi ve kimyasal yapısı

Dilek PANDIR^{1*}

Hatice BAŞ¹

Summary

Experiments were conducted to investigate the biological effects of essential oils from basil (*Ocimum basilicum* L.), paprika (*Capsicum annuum* L.), peppermint (*Mentha x piperita* L.) and rosemary (*Rosmarinus officinalis* L.) on the different stages of *Ephesia kuehniella* Zeller (Lepidoptera: Pyralidae). Essential oils were obtained by Clevenger-type water distillation and analyzed by capillary gas chromatography-mass spectrometry. The doses of the essential oils applied were 0.1, 1, 5, 10, 20, 50 and 100 $\mu\text{L L}^{-1}$ air. The major compounds of the essential oils were detected as linalool (63.1%), capsaicin (35.4%), menthol (28.3%) and cineole (25.7%), in basil, paprika, peppermint, and rosemary oils, respectively. The essential oil of paprika caused the highest mortality of first instar larvae of *E. kuehniella* at a dose of 5 $\mu\text{L L}^{-1}$ air after 24 h exposure. Among the tested different stages, larvae of *E. kuehniella* were the most tolerant of essential. Basil, paprika, peppermint and rosemary oils exhibited toxicity to adult stages of *E. kuehniella* with 100% mortality obtained after 24 h at dose of 100, 5, 20 and 10 $\mu\text{L L}^{-1}$ air, respectively. Increasing the doses of essential oils resulted in increased toxicity to all stages of *E. kuehniella*. In conclusion, the four plants essential oils tested in this study have potential for use in the management of the stored-product pest, *E. kuehniella*.

Keywords: *Ephesia kuehniella*, essential oil, GC-MS, insecticidal activity, mortality

Özet

Bu çalışma fesleğen, *Ocimum basilicum* L., nane, *Mentha x piperita* L., biberiye, *Rosmarinus officinalis* L., biber, *Capsicum annuum* L. uçucu yağlarının *Ephesia kuehniella* Zeller (Lepidoptera: Pyralidae)'nın farklı gelişim evreleri üzerine gösterdikleri biyolojik etkinlikleri araştırmak için yapılmıştır. Uçucu yağlar Clevenger cihazında su distilasyonu yöntemiyle elde edilmiş olup, analizleri ise gaz kromatografisi kütle spektrometresi ile yapılmıştır. 0.1, 1, 5, 10, 20, 50, 100 $\mu\text{L L}^{-1}$ hava dozlarında uçucu yağ uygulanmıştır. Fesleğen, nane, biberiye ve biberde en çok bulunan bileşikler sırasıyla linalool (% 63.1), capsaicin (% 35.4), menthol (% 28.3) ve cineole (% 25.7)'dir. Biberin uçucu yağı 5 $\mu\text{L L}^{-1}$ hava dozda 24 saatte *E. kuehniella*'nın birinci dönem larvalarında en yüksek ölüme neden olmuştur. Test edilen farklı gelişme evreleri arasında bütün uçucu yağlara karşı en toleranslı gelişme evresi *E. kuehniella* larvası olmuştur. *E. kuehniella* ergininin %100 ölümü 24 saatte maruz bırakma süresinde fesleğen, nane, biberiye ve biber uçucu yağlarının sırasıyla 100, 5, 20, 10 $\mu\text{L L}^{-1}$ hava dozlarında elde edilmiştir. Uçucu yağların artan dozları *E. kuehniella*'nın bütün evrelerinde toksik etkinin artmasına neden olmuştur. Sonuç olarak bu çalışmada test edilen 4 bitki uçucu yağlarının depolanmış ürün zararlısı, *E. kuehniella*'nın mücadelesinde kullanılabilecek potansiyele sahip olabileceği görülmüştür.

Anahtar sözcükler: *Ephesia kuehniella*, uçucu yağ, GC-MS, insektisidal aktivite, ölüm

¹ Bozok University, Arts and Sciences Faculty, Biology Department, 66100 Yozgat-Türkiye

* Corresponding author (Sorumlu yazar) e-mail: durak77@gmail.com

Received (Alınış): 04.11.2015

Accepted (Kabul ediliş): 06.06.2016

Published Online (Çevrimiçi Yayın Tarihi): 21.06.2016

Introduction

Fumigation is an economical method of using different gases and is still widely used to control stored-product insects in postharvest treatment because it is inexpensive, effective and does not damage stored grain (van Someren Graver, 2004; Azelmat et al., 2006). Pest control is often done with fumigants such as phosphine and methyl bromide. However, the usage of these fumigants has been restricted because of their effects on health and the environment, especially on the ozone layer (Bell, 2000) and development of insect resistance (Benhalima et al., 2004; Daglish et al., 2014). Methyl bromide has been banned in developed countries since 2005 and recently withdrawn worldwide from routine use as a fumigant under the directive of the Montreal Protocol on Substances that Deplete Ozone Layer (Schneider et al., 2003) except for quarantine, laboratory and pre-shipment purposes. Phosphine, as an actual alternative to methyl bromide, is also being criticized due to possible carcinogenic concerns (Alavanja et al., 1990), development of insect resistance (Benhalima et al., 2004; Daglish et al., 2014) and the requirements for long exposure periods (5 d or longer), which makes the chemical unsuitable for quarantine fumigation. Recently, there has been growing interest in research on the possibility of using essential oils as fumigants for controlling stored-product pests.

Aromatic plants are famous because of their nutritional and medicinal characteristics. Many of them, in particularly their essential oils, have a high level of efficiency in protecting crops and stored food against pests. The chemical composition of their essential oils can also vary depending on some parameters such as the geographical area, collecting season, distillation technique and plant part distilled (Lamiri et al., 2001), which has been found to have great influence on their insecticidal activities as a biopesticide (Batish et al., 2008; Boukhatem et al., 2014). Essential oils may have a role as pest control agents (Bachrouch et al., 2010 a,b). They are produced within plants as secondary metabolites. They give the characteristic odor and flavor to different parts of plants and are composed of 20 to 60 organic compounds (Bakkali et al., 2008). They show a broad spectrum of activity as ovicides, larvicides, adulticides, antifeedants, repellents and growth regulators (Nenaah et al., 2015) of insects.

Ocimum basilicum L., *Mentha x piperita* L. and *Rosmarinus officinalis* L., belong to the Lamiaceae. *O. basilicum* is a well-known annual culinary herb because it has a pleasant smell and taste. Large chemical variation exists within *O. basilicum* (Labra et al., 2004; De Masi et al., 2006; Telci et al., 2006; Carović-Stanko et al., 2011), which is influenced by several environmental factors. It has antibacterial, antifungal, insecticidal, and hepatoprotective activities and contains antimicrobial substances (Bernhardt et al., 2015). Peppermint oil is an important essential oil extracted mostly from leaves, flowers and stems of *M. x piperita* by steam distillation. Studies have shown that peppermint oil possesses strong antibacterial (Witkowska & Sowinska, 2013; Patra & Yu, 2014) antiviral (Schuhmacher et al., 2003; Schnitzler & Reichling, 2011) and antifungal (Edris & Farrag, 2003) activities, and has anti-inflammatory (Herro & Jacob, 2010; Fashner & Gitu, 2013) and antitumor (Hikichi et al., 2011) effects. *Rosmarinus officinalis*, mostly used as a food flavoring, is also known medicinally for its powerful antibacterial, antimutagenic effects, and as a chemopreventive agent (Oluwatuyi et al., 2004). According to the Peng et al. (2005), owing to its antioxidant properties, *R. officinalis* has been accepted as an antioxidant spice. Fresh peppers (*Capsicum annum*) have antioxidant activities because of their content of vitamins C and E, provitamin A, carotenoids and phenolic compounds. They provide a benefits for human health, being protective against cancer, gastric ulcer, cardiovascular diseases, age-related macular degeneration and cataracts. The oxidation of cholesterol and docosahexaenoic acid has been prevented by peppers (Materska & Perucka, 2005; Sun et al., 2007).

Ephestia kuehniella (Zeller) (Lepidoptera: Pyralidae) is a storage pest that affects many cereals, including barley, maize, oats, rice, sorghum and wheat (bran, flour, grain, meal and semolina) (Karabörklü et al., 2011). *E. kuehniella* is found primarily in flour mills and bakeries. First instar larvae of *E. kuehniella* eat the embryo of whole kernels and larvae of the subsequent instars also attack the pericarp (Fraenkel & Blewett, 1946; Rathore et al., 1980). The development of larvae is faster on ground kernels (Kunike, 1938).

The present study was undertaken to investigate the effects of essential oils of aromatic plant species grown in Turkey against the different stages of the important stored-product pest, *E. kuehniella*. The chemical structures of essential oils derived from different parts of four Turkish plants; basil (*O. basilicum*), paprika (*C. annuum*), peppermint (*M. x piperita*) and rosemary (*R. officinalis*) were identified and their fumigant toxicities against eggs, larvae and adults of *E. kuehniella* examined.

Materials and methods

Insect culture

Ephestia kuehniella culture was obtained from the Biological Control Research Station, Adana and reared on a blend of about 1 kg wheat flour, 55 g yeast and 30 g wheat germ (Tunçbilek et al., 2009). Insect cultures were kept at $27\pm 1^\circ\text{C}$ and $70\pm 5\%$ RH (14L:10D h photoperiod). One-day-old adults of *E. kuehniella* were collected daily, placed in plastic jars and their eggs were collected in a Petri dish.

Plant material and analysis of the essential oils

Plants were collected in the middle of August 2014 from the fields of Aydin, Aegean Region, Turkey. Leaves and fruit were randomly collected and dried in the shade ($20\text{-}25^\circ\text{C}$) for one week and then stored in cloth bags. Essential oils were extracted from plant materials by hydrodistillation using a modified Clevenger apparatus for 3 to 4 h at a laboratory scale. With this method, secondary plant metabolites (mainly terpenes and phenolic compounds) are obtained in a relatively pure fraction excluding most of primary metabolites (Ercan et al., 2013). Plant essential oils were analyzed by gas chromatography-mass spectrometry (GC-MS). Agilent Technologies (Santa Clara, CA, USA) 6890N Network GC System 5973 MSD, ionization energy: 70 eV; 19091 N-136 HP-Innowax column 60 m x 0.25 mm i.d.; helium 1 mL min^{-1} were used. The machine was coupled with a computer system that manages an ADAMS, NIST05 and WILEY mass spectrum library.

Toxicity of essential oil to *Ephestia kuehniella*

Fumigant toxicity tests were carried out in the 1 L glass jars containing larvae and adults of *E. kuehniella*. Six replicates consisted of ten adults and larvae were used for each dose of the essential oil. For fumigation test, filter papers were impregnated with the oils at a range of doses. Each impregnated filter paper was then attached to the underside of a jar lid. Larvae and adults of *E. kuehniella* were exposed to seven different doses of the essential oil (0.1, 1, 5, 10, 20, 50 and $100\ \mu\text{L L}^{-1}$ air) for 24 h, with no chemical given to a control group. For determining mortalities in each dose, adults and larvae were taken out from the jar and live and dead insects were checked with fine brush and counted. If adults and larvae were inactive, they were accepted as dead.

About 100 one-day-old eggs were pasted on egg cards with gum arabic for control and each doses and put into the glass jars. Different doses of essential oils (0.1, 1, 5, 10, 20, 50 and $100\ \mu\text{L L}^{-1}$ air) were applied on a filter paper and mortality of the eggs (unhatched) was counted after 24 h exposure.

Data analysis

The mortality data obtained from bioassay tests were subjected to one-way analysis of variance (ANOVA) using SPSS 11.0 for Windows. The means were separated using the Tukey's multiple comparison procedure at a significance level of 0.05. A value of $p < 0.05$ was considered statistically significant.

Results

Chemical composition of essential oils

The chemical structures of the four essential oils quantified by GC-MS are shown in Table 1. Fourteen, 11, 22 and 17 main components were determined from basil, paprika, peppermint and rosemary oils, respectively. The five main components of essential oils of *O. basilicum* leaves were linalool (63.1%), methyl chavicol (15.1%), 1,8-cineole (4.34%), cadinene (2.56%) and isobornyl acetate (7.44%). The major compounds of *M. x piperita* oils were menthol (28.3%), methyl acetate (12.5%), menthone (15.5%), acetaldehyde (10.0%) and isovaleric aldehyde (9.62%). The major compounds of *R. officinalis* oils were pinene (13.0%), 1,8-cineole (25.7%), camphor (18.0%), camphene (12.8%), carenene (6.4%). The major compounds of *C. annuum* oils were capsaicin (35.4%), methyl chavicol (21.9%), dihydrocapsaicin (21.4%), nonivamide (8.66%) and 1-octadecanamine (3.21%).

Table 1. Composition of water extracts of tested aromatic plants, *Capsicum annuum*, *Mentha x piperita*, *Ocimum basilicum* and *Rosmarinus officinalis* essential oils assayed by gas chromatography-mass spectrometry

Chemical Compounds	<i>Ocimum basilicum</i>	<i>Mentha x piperita</i>	<i>Rosmarinus officinalis</i>	<i>Capsicum annuum</i>
	%	%	%	%
1-Hexadecene	-	-	-	0.05
1-Octadecanamine	-	-	-	3.21
1,8-Cineole	4.34	1.73	25.66	-
4-Hydroxy-4-methyl-2-pentanone	-	-	-	8.74
9-Octadecenamide	-	-	-	0.24
Acetaldehyde	-	10.02	-	-
Cadinene	2.56	0.36	-	-
Camphene	-	-	12.81	-
Camphor	1.19	-	18.03	-
Capsaicin	-	-	-	35.44
Carenene	-	-	6.36	-
Carveol	-	3.5	-	-
Cymene	0.37	0.35	3.19	-
Dihydrocapsaicin	-	-	-	21.35
Eucalyptol	-	1.15	-	-
Germacrene-D	2.33	-	-	-
Heptadecane	-	-	-	0.14
Hexadecaenal	-	-	-	0.17
Isobornyl acetate	7.44	-	9.64	-
Isovaleric acid	-	1.48	-	-
Isovaleric aldehyde	-	9.62	-	-
Limonene	0.86	2.78	5.64	-
Limonene oxide	0.19	0.11	0.14	-

Table 1. (Continued)

Chemical Compounds	<i>Ocimum basilicum</i>	<i>Mentha x piperita</i>	<i>Rosmarinus officinalis</i>	<i>Capsicum annum</i>
	%	%	%	%
Linalool	63.10	0.14	1.53	-
Menthol	-	28.26	-	-
Menthone	-	15.45	-	-
Methyl acetate	-	12.47	-	-
Methyl chavicol	15.14	-	-	21.88
Myrcene	0.21	0.82	0.90	-
Neomenthol	-	2.20	-	-
Nonivamide	-	-	-	8.66
Oleic Acid	-	-	-	0.12
Pinene	2.15	1.38	13.03	-
Pinocarveol	-	-	0.19	-
Sabinene	0.09	0.36	0.37	-
Terpinen-4-ol	-	0.45	1.77	-
Terpinene	0.03	0.03	0.49	-
Terpinolene	-	0.03	0.11	-
Thujene	-	-	0.14	-
Valeraldehyde	-	7.63	-	-

Toxicity of essential oils to *Ephesia kuehniella*

The mortalities of *E. kuehniella* adults, larvae and eggs are shown in Figures 1 to 3. Toxicity of the essential oils to adults, larvae and eggs of *E. kuehniella* in descending order was *C. annum* > *R. officinalis* > *M. x piperita* > *O. basilicum*.

Effects of essential oil on adult mortality

Mortality rates of adults increased with increasing doses of all essential oils (basil - $F = 59.0$, $df = 7$, $P < 0.05$; paprika - $F = 52.0$, $df = 7$, $P < 0.05$; peppermint - $F = 27.1$, $df = 7$, $P < 0.05$; and rosemary - $F = 57.6$, $df = 7$, $P < 0.05$). Basil and peppermint oils at 100 and 20 $\mu\text{L L}^{-1}$ air doses caused about 100% mortality, while rosemary and paprika oils caused 100% mortality at 10 L L^{-1} air or higher doses (Figure 1).

Effects of essential oil on larvae mortality

Dose of all essential oils had significant effects on larval mortality of *E. kuehniella*. (basil - $F = 52.8$, $df = 7$, $P < 0.01$; paprika: $F = 73.303$; $df = 7$, $P < 0.01$; peppermint - $F = 18.1$, $df = 7$, $P < 0.01$; and rosemary - $F = 68.4$, $df = 7$, $P < 0.01$). Larval mortality was proportional to the essential oil dose. Mortality rates for basil and peppermint oils at the 100 and 50 $\mu\text{L L}^{-1}$ air doses reached 86 and 57%, respectively while paprika and rosemary oils caused 100% mortality at 10 and 5 $\mu\text{L L}^{-1}$ air or higher dose (Figure 2).

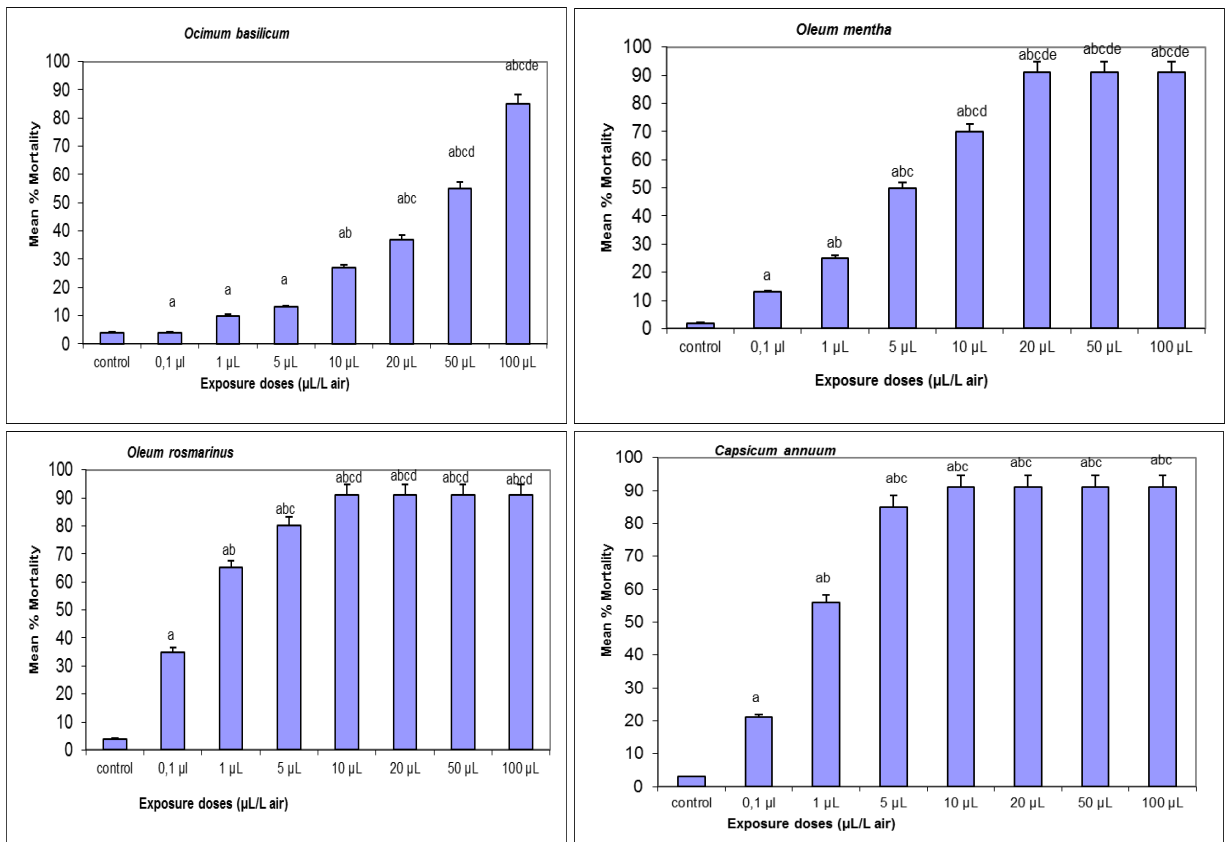


Figure 1. Percentage mortality of *Ephestia kuehniella* adults exposed to four essential oils at different doses for 24 h.

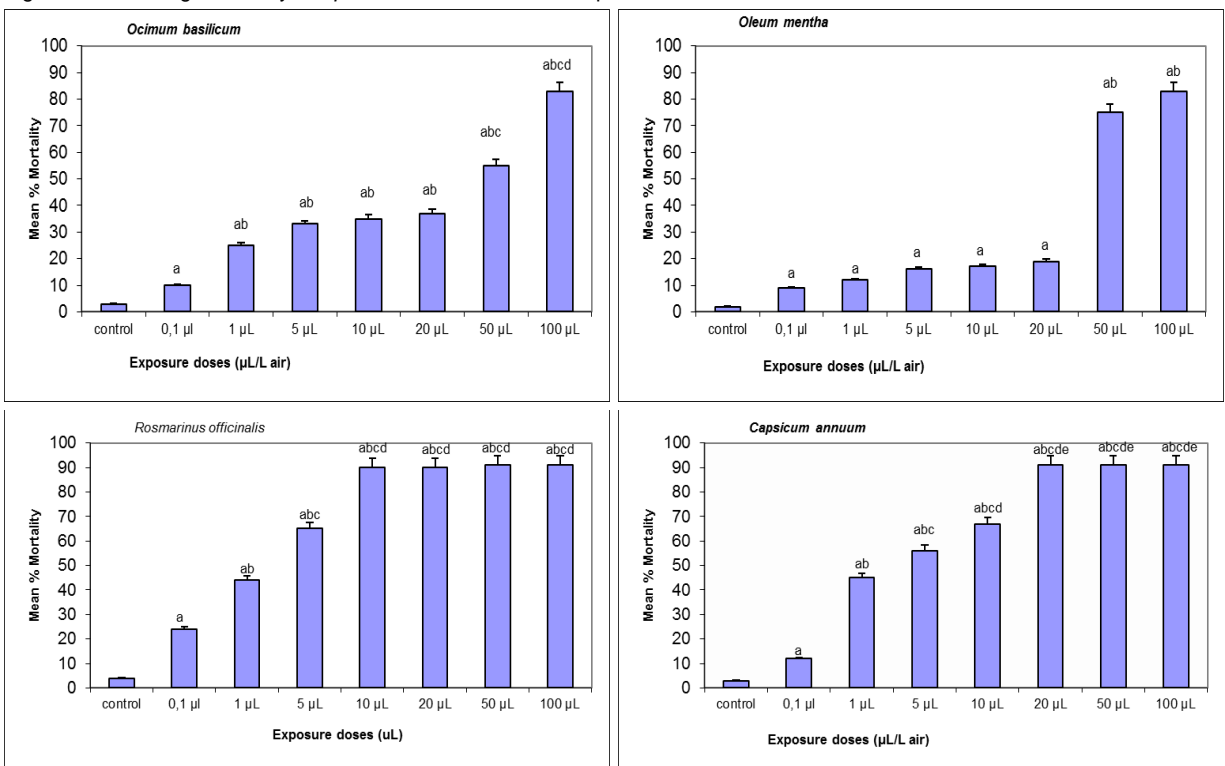


Figure 2. Percentage mortality of *Ephestia kuehniella* larvae exposed to four essential oils at different doses for 24 h.

Effects of essential oil on egg mortality

The increasing dose of essential oils caused significant increase in mortality when *E. kuehniella* eggs were exposed to basil oil for 24 h (basil - $F = 373$, $df = 7$, $P < 0.01$). One hundred percent egg mortality was occurred with oils of peppermint and rosemary (Figure 3). Paprika oil was the most effective essential oil against *E. kuehniella* eggs ($F = 239$, $df = 7$, $P < 0.01$).

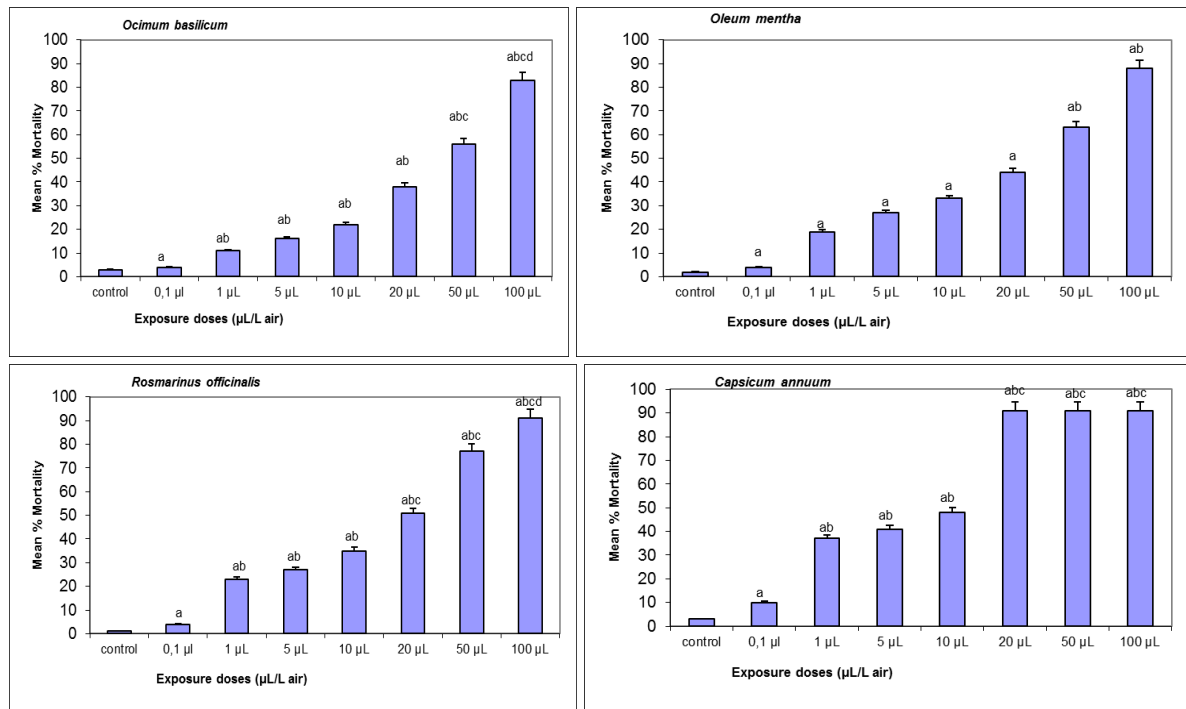


Figure 3. Percentage mortality of *Ephestia kuehniella* eggs exposed to four essential oils at different doses for 24 h.

Discussion

Chemical composition of essential oils from different plants and seasonal variations in yield has been reported by Jemãa et al. (2012). Plants have different biological activity and can be used as insecticides and medicines (Razavi, 2012). Some essential oils have monoterpenes that effect acetylcholinesterase activity of the nervous system (Houghton et al., 2006). Chemical structure of essential oils of many plant species may be harmful to pests (Huang et al., 2000; Negahban & Moharrampour, 2007; Rajendran & Sriranjini, 2008). In this study, the plants used belong to the Lamiaceae and Solanaceae, and the essential oils they contain are widely used for medicinal, cosmetic, flavoring and general commercial applications. However, there has been little study of their insecticidal effect. The insecticidal activity of paprika and rosemary oils against *E. kuehniella* at the lowest dose was higher than basil and peppermint oils at the highest dose.

Use of synthetic insecticides is required for the management of insect pests but chemical-based insecticides may harm the environment. Insects have developed resistance against these insecticides and also some insecticides have threatened human health. Therefore, researchers must find alternative methods that are natural, inexpensive and environmentally friendly (Klein, 1976; Majumder et al., 2005). Therefore, some plants may be used as insecticidal, larvicidal and repellent agents (Rajashekar et al., 2010; Shahi et al., 2010; Ahmad et al., 2011; Kweka et al., 2011).

The essential oils of the four plants used in the present have had their chemical composition investigated by many researchers from many countries. Bernhardt et al. (2015) found that the main component of basil leaf oil was linalool (79.6%). Hu et al. (2015) reported that menthol (39.4%) was the major chemical in peppermint leaf oil. Wang et al., (2008) and Wesolowska et al. (2011) showed that the main component of rosemary and paprika fruit oils were 1,8-cineole and capsaicin (27.2 and 36.8%, respectively). Our results showed that the major component of leaf and fruit oil of basil, paprika peppermint, and rosemary were linalool (63.1%), capsaicin (35.4%), menthol (28.3%) and 1,8-cineole (25.7%), respectively (Table 1). Differences of component concentrations of essential oils can be due to differences in their collection areas.

Two studies have shown fumigant activity of many compounds on adults and to lesser extent larvae (Tunc et al., 2000; Isikber et al., 2006). The essential oils, or their major components, have been applied to eggs as fumigants and/or contact treatments in a range of studies (Shaaya et al., 1993; Ho et al., 1997; Huang et al., 1997; Obeng-Ofori et al., 1997; Obeng-Ofori & Reichmuth, 1997; Isikber et al., 2009), and the toxicity was dependent on the oil and insect stages tested. In this study, there were differences in the susceptibility of developmental stages of *E. kuehniella* to the four essential oils tested. Adults were more susceptible to the oils than eggs and larval stages.

Many essential oils from plants have been found to have insecticidal effects on stored-product pests (Negahban et al., 2007; Rajendran & Sriranjini, 2008; Ayvaz et al., 2009, 2010; Bachrouch et al., 2010a, b; Karabörklü et al., 2010, 2011). The main compound of essential oils of oregano and savory were determined as carvacrol by Ayvaz et al. (2010) and caused 100% mortality of *Plodia interpunctella* (Hubner) and *E. kuehniella* after 24 h exposure. In the present study, the fumigant activity of the *C. annuum* essential oil was significantly higher than that of other essential oils tested. At 10 µl L⁻¹ air dose of *C. annuum* essential oil for 24 h 100% of *E. kuehniella* larvae were killed. These results indicated that the essential oil of *C. annuum* had a significant fumigant activity against *E. kuehniella*. This toxicity against insects can be attributed particularly to its capsaicin, methyl chavicol and dihydrocapsaicin content.

Our results suggest that essential oils of basil, paprika, peppermint and rosemary are toxic to eggs, larvae and adults of *E. kuehniella*. One hundred percent mortality of different stages of *E. kuehniella* can be obtained using these essential oils. Therefore, these oils have potential for use in controlling insect pests in stored products. Use of essential oils in a control program could have both economic and ecological benefits. Further research is needed to obtain toxicity data for other stored-product insects, on penetration for bulk commodities and on effects on quality parameters of treated commodities.

References

- Ahmad, N., H. Fazal, B. H. Abbasi & M. Iqbal, 2011. In vitro larvicidal potential against *Anopheles stephensi* and antioxidative enzyme activities of *Ginkgo biloba*, *Stevia rebaudiana* and *Parthenium hysterophorus*. *Asian Pacific Journal of Tropical Medicine*, 4: 169–175.
- Alavanja, J. C. R., A. Blair & M. N. Masters, 1990. Cancer mortality in the U.S. flour industry. *Journal of National Cancer Institute*, 82: 840-848.
- Ayvaz, A., O. Sağdıç, S. Karabörklü & I. Öztürk, 2010. Insecticidal activity of the essential oils from different plants against three stored product insects. *Journal of Insect Science*, 10: 1–13.
- Ayvaz, A., S. Karabörklü & O. Sağdıç, 2009. Fumigant toxicity of five essential oils against the eggs of *Ephestia kuehniella* Zeller and *Plodia interpunctella* (Hübner) (Lepidoptera: Pyralidae). *Asian Journal of Chemistry*, 21: 596–604.
- Azelmat, K., D. El Garrouj, M. Mouhib & F. Sayah, 2006. Irradiation of Bouffegous dates: effects on chemical composition during storage. *Postharvest Biology and Technology*, 39: 217–222.

- Bachrouch, O., J. M. Jemâa, A. W. Wissem, T. Talou, B. Marzouk & M. Abderraba, 2010a. Composition and insecticidal activity of essential oil from *Pistacia lentiscus* L. against *Ectomyelois ceratoniae* Zeller and *Ephestia kuehniella* Zeller (Lepidoptera: Pyralidae). *Journal of Stored Products Research* 46 (4): 242–247.
- Bachrouch, O., J. M. B. Jemaa, I. Chaieb, T. Talou & B. Marzouk, 2010b. Insecticidal activity of *Pistacia lentiscus* essential oil on *Tribolium castaneum* (Coleoptera: Tenebrionidae) as alternative to chemical control in storage. *Tunisian Journal of Plant Protection*, 5: 63–70.
- Bakkali, F., S. Averbeck, D. Averbeck & M. Idaomar, 2008. Biological effects of essential oils – a review. *Food and Chemical Toxicology*, 46: 446–475.
- Batish, D. R. H. P. Singh, R. K. Kohli & S. Kaur, 2008. Eucalyptus essential oil as a natural pesticide. *Forest Ecology and Management*, 256: 2166–2174.
- Bell, C. H., 2000. Fumigation in the 21st century. *Crop Protection*, 19: 563–569.
- Benhalima, H., M. Q. Chaudhry, K. A. Mills & N. R. Price, 2004. Phosphine resistance in stored-product insects collected from various grain storage facilities in Morocco. *Journal of Stored Products Research*, 40: 241–249.
- Bernhardt, B., L. Sipos, Z. Kókai, A. Gere, K. Szabó, J. Bernáth & S. Z. Sárosi, 2015. Comparison of different *Ocimum basilicum* L. gene bank accessions analyzed by GC–MS and sensory profile. *Industrial Crops and Products*, 67: 498–508.
- Boukhatem, M. N., F. M. Amine, A. Kameli, F. Saidi, K. Walid & S. B. Mohamed, 2014. Quality assessment of the essential oil from *Eucalyptus globulus* Labill of Blida (Algeria) origin. *International Letters of Chemistry, Physics and Astronomy*, 36: 303–315.
- Carović-Stanko, K., Z. Liber, O. Politeo, F. Strikić, I. Kolak, M. Milos & Z. Šatović, 2011. Molecular and chemical characterization of the most widespread *Ocimum* species. *Plant Systematics and Evolution*, 294: 253–262.
- Daglish, G. J., M. K. Nayak & H. Pavic, 2014. Phosphine resistance in *Sitophilus oryzae* (L.) from eastern Australia: inheritance, fitness and prevalence. *Journal of Stored Products Research*, 59: 237–244.
- De Masi, L., P. Siviero, C. Esposito, D. Castaldo, F. Siano & B. Laratta, 2006. Assessment of agronomic: chemical and genetic variability in common basil (*Ocimum basilicum* L.). *European Food Research and Technology*, 223: 273–281.
- Edris, A. E. & E. S. Farrag, 2003. Antifungal activity of peppermint and sweet basil essential oils and their major aroma constituents on some plant pathogenic fungi from the vapor phase. *Nahrung*, 47 (2): 117–121.
- Ercan, S. F., H. Bas, M. Koc, D. Pandır & S. Oztemiz, 2013. Insecticidal activity of the essential oils from *Prangos ferulacea* (Umbelliferae) against different stages of *Ephestia kuehniella* (Lepidoptera: Pyralidae) and *Trichogramma embryophagum* (Hymenoptera: Trichogrammatidae) *Turkish Journal of Agriculture and Forestry*, 37 (6): 719–725.
- Fashner, J. & A. C. Gitu, 2013. Common gastrointestinal symptoms: irritable bowel syndrome. *FP. Essentials*, 413: 16–23.
- Fraenkel, G. & M. Blewett, 1946. Linoleic acid, vitamin E and other fat soluble substances in the nutrition of certain insects, *Ephestia kuehniella*, *E. elutella*, *E. cautella* and *Plodia interpunctella* (Lep.). *Journal of Experimental Biology*, 22: 172–190.
- Herro, E. & S. E. Jacob, 2010. *Mentha piperita* (peppermint). *Dermatitis*, 21 (6): 327–329.
- Hikichi, T., A. Irisawa, M. Sato, K. Watanabe, J. Nakamura, T. Takagi, T. Ikeda, R. Suzuki, H. Ohira & K. Obara, 2011. Utility of peppermint oil for endoscopic diagnosis of gastric tumors. *Fukushima Journal of Medical Science*, 57 (2): 60–65.
- Ho, S. H., Y. Ma & Y. Huang, 1997. Anethole, a potential insecticide from *Illicium verum* Hook F., against two stored-product insects. *International Pest Control*, 39: 50–51.
- Houghton, P. J., Y. Rena & M.J. Howes, 2006. Acetylcholinesterase inhibitors from plants and fungi. *Natural Product Reports*, 23: 181–199.
- Hu, G., X. Yuan, S. Zhang, R. Wang, M. Yang, C. Wu, Z. Wu & X. Ke, 2015. Research on choleric effect of menthol, menthone, pluegone, isomenthone, and limonene in DanShu capsule. *International Immunopharmacology*, 24 (2), 191–197.

- Huang, Y., J. M. W. L. Tan, R. M. Kini & S. H. Ho, 1997. Toxic and antifeedant action of nutmeg oil against *Tribolium castaneum* (Herbst) and *Sitophilus zeamais* Motsch. *Journal of Stored Products Research*, 33: 289-298.
- Huang, Y., S. L. Lam & S. H. Ho, 2000. Bioactivities of essential oils from *Elletaria cardamomum* (L.) Maton to *Sitophilus zeamais* Motschulsky and *Tribolium castaneum* (Herbst). *Journal of Stored Products Research*, 36: 107-117.
- Isikber, A. A., M. H. Alma, M. Kanat & A. Karci, 2006. Fumigant toxicity of essential oils from *Laurus nobilis* and *Rosmarinus officinalis* against all life stages of *Tribolium confusum*. *Phytoparasitica*, 34 (2): 167-177
- Işikber, A. A., N. Özder & O. Sağlam, 2009. Susceptibility of eggs of *Tribolium confusum*, *Ephestia kuehniella* and *Plodia interpunctella* to four essential oil vapors. *Phytoparasitica*, 37: 231-239.
- Jemâa, J. M. B., S. Haouel, M. Bouaziz & M. L. Khouja, 2012. Seasonal variations in chemical composition and fumigant activity of five *Eucalyptus* essential oils against three moth pests of stored dates in Tunisia. *Journal of Stored Products Research*, 48: 61-67.
- Karabörklü, S., A. Ayvaz & S. Yılmaz, 2010. Bioactivities of different essential oils against the adults of two stored product insects. *Pakistan Journal of Zoology*, 42: 679-686.
- Karabörklü, S., A. Ayvaz, S. Yılmaz & M. Akbulut, 2011. Chemical composition and fumigant toxicity of some essential oils against *Ephestia kuehniella*. *Journal of Economic Entomology*, 104 (4): 1212-1219.
- Klein, W., 1976. The future for insecticides, need and prospects. Metcalf RL, Mckelvey JJ, editors. Wiley Interscience, New York, USA, pp. 65.
- Kunike, G., 1938. Die Feststellung des Nährwertes verschiedener Stoffe durch Frassversuche mit Vorratsschädlingen. *Anzeiger Fur Schadlingskunde*, 14: 101-105.
- Kweka, E. J., M. Nyindo, F. Moshia & A. G. Silva, 2011. Insecticidal activity of the essential oil from fruits and seeds of *Schinus terebinthifolia*. Raddi against African malaria vectors. *Parasites Vectors*, 4: 129-138.
- Labra, M., M. Miele, B. Ledda, F. Grassi, Mazzei & F. Sala, 2004. Morphological characterization: essential oil composition and DNA genotyping of *Ocimum basilicum* L. cultivars. *Plant Science*, 167: 725-731.
- Lamiri, A., S. Lhaloui, B. Benjilali & M. Berrada, 2001. Insecticidal effects of essential oils against Hessian fly, *Mayetiola destructor* (Say). *Field Crops Research*, 71: 9-15.
- Majumder, P., H. A. Mondal & S. Das, 2005. Insecticidal activity of *Arum maculatum* tuber lectin and its binding to the glycosylated insect gut receptors. *Journal of Agricultural and Food Chemistry*, 53: 6725-6729.
- Materska, M. & I. Perucka, 2005. Antioxidant activity of the main phenolic compounds isolated from hot pepper fruit (*Capsicum annuum* L.). *Journal of Agricultural and Food Chemistry*, 9, 1750-1756.
- Negahban, M. & S. Moharrampour, 2007. Fumigant toxicity of *Eucalyptus intertexta*, *Eucalyptus sargentii* and *Eucalyptus camaldulensis* against stored-product beetles. *Journal of Applied Entomology*, 131: 256-261.
- Negahban, M., S. Moharrampour & F. Sefidkon, 2007. Fumigant toxicity of essential oil from *Artemisia sieberi* Besser against three stored-product insects. *Journal of Stored Products Research*, 43: 123-128.
- Nenaah, G. E., S. I. A. Ibrahim & B. A. Al-Assiuty, 2015. Chemical composition, insecticidal activity and persistence of three Asteraceae essential oils and their nanoemulsions against *Callosobruchus maculatus* (F.). *Journal of Stored Products Research*, 61: 9-16.
- Obeng-Ofori, D. & C. H. Reichmuth, 1997. Bioactivity of eugenol, a major component of *Ocimum suave* (Wild.) against four species of stored product Coleoptera. *International Journal of Pest Management*, 43: 89-94.
- Obeng-Ofori, D., C. H. Reichmuth, J. Bekele & A. Hassanali, 1997. Biological activity of 1,8 cineole, a major component of essential oil of *Ocimum kenyense* (Ayobaugira) against stored product beetles. *Journal of Applied Entomology*, 121: 237-243.
- Oluwatuyi, M., G. W. Kaatz & S. Gibbons, 2004. Antibacterial and resistance modifying activity of *Rosmarinus officinalis*. *Phytochemistry*, 65: 3249-3254.
- Patra, A. K. & Z. Yu, 2014. Effects of vanillin, quillaja saponin, and essential oils on in vitro fermentation and protein-degrading microorganisms of the Rumen. *Applied Microbiology and Biotechnology*, 98 (2): 897-905.
- Peng, Y., J. Yuan, F. Liu & J. Ye, 2005. Determination of active components in rosemary by capillary electrophoresis with electrochemical detection. *Journal of Pharmaceutical and Biomedical Analysis*, 39: 431-437.

- Rajashekar, Y., N. Gunasekaran & T. Shivanandappa, 2010. Insecticidal activity of the root extract of *Decalepis hamiltonii* against stored-product insect pests and its application in grain protection. *Journal of Food Science and Technology*, 47: 310–314.
- Rajendran, S. & V. Sriranjini, 2008. Plant products as fumigants for stored-product insect control. *Journal of Stored Products Research*, 44: 126–135.
- Rathore, Y. S., G. C. Sachan & A. K. Bhattacharya, 1980. Growth and development of three-stored grain insect on triticale. *Scientific Culture*, 46: 59–61.
- Razavi, S. M., 2012. Chemical composition and some allelopathic aspects of essential oils of (*Prangos ferulacea* L.) Lindl at different stages of growth. *Journal of Agricultural Science*, 14: 349–356.
- Schneider, S. M., E. N. Rosskopf, J. G. Leesch, D. O. Chellemi, C. T. Bull & M. Mazzola, 2003. Research on alternatives to methyl bromide: pre-plant and post-harvest. *Pest Management Science*, 59: 814-826.
- Schnitzler, P. & J. Reichling, 2011. Efficacy of plant products against herpetic infections. *H N O*, 59(12): 1176–1184.
- Schuhmacher, A., J. Reichling & P. Schnitzler, 2003. Virucidal effect of peppermint oil on the enveloped viruses herpes simplex virus type 1 and type 2 in vitro. *Phytomedicine*, 10: 504–510.
- Shaaya, E., U. Ravid, N. Paster, M. Kostjukovsky, M. Menasherov & S. Plotkin, 1993. Essential oils and their components as active fumigants against several species of stored product insects and fungi. *Acta Horticulturae*, 344: 131-137.
- Shahi, M., A. A. Hanafi-Bojd, M. Iranshahi, H. Vatandoost & M. Y. Hanafi-Bojd, 2010. Larvicidal efficacy of latex and extract of *Calotropis procera* (Gentianales: Asclepiadaceae) against *Culex quinquefasciatus* and *Anopheles stephensi* (Diptera: Culicidae). *Journal of Vector Borne Diseases*, 47: 185–188.
- Sun, T., Z. Xu, C. T. Wu, M. Janes, W. Prinyawiwatkul & H. K. No, 2007. Antioxidant activities of different colored sweet bell peppers (*Capsicum annuum* L.). *Journal of Food Science*, 72: 98–102.
- Telci, I., E. Bayram, G. Yilmaz & B. Avci, 2006. Variability in essential oil composition of Turkish basil (*Ocimum basilicum* L.). *Biochemical Systematics and Ecology*, 34(6): 489–497.
- Tunc, I., B. M. Berger, F. Erler & F. Dagli, 2000. Ovicidal activity of essential oils from five plants against two stored-product insects. *Journal of Stored Products Research*, 36: 161-168.
- Tunçbilek, A. Ş., Ü. Canpolat & F. Sümer, 2009. Suitability of irradiated and cold-stored eggs of *Ephesia kuehniella* (Pyralidae: Lepidoptera) and *Sitotroga cerealella* (Gelechiidae: Lepidoptera) for stockpiling the egg-parasitoid *Trichogramma evanescens* (Trichogrammatidae: Hymenoptera) in diapause. *Biocontrol Science and Technology*, 19: 127–138.
- Van Someren Graver, J. E., 2004. Guide to fumigation under gas-proof sheets. Food and Agricultural Organization of the United Nations, Rome, 1-168.
- Wang, W., N. Wu, Y. G. Zu & Y. J. Fu, 2008. Antioxidative activity of *Rosmarinus officinalis* L. essential oil compared to its main components. *Food Chemistry*, 108: 1019–1022.
- Wesołowska, A., D. Jadczyk & M. Grzeszczuk, 2011. Chemical composition of the pepper fruit extracts of hot cultivars *Capsicum annuum* L. *Acta Scientiarum Polonorum Hortorum Cultus*, 10(1): 171-184.
- Witkowska, D., & J. Sowinska, 2013. The effectiveness of peppermint and thyme essential oil mist in reducing bacterial contamination in broiler houses. *Poultry Science*, 92(11): 2834–2843.