



Social Assistance and Family Functionality: A Study on the Family Functions of Individuals Benefiting from Social and Economic Support Services: A Case Study of the Ereğli District of Zonguldak Province

Yazar(lar) / Author(s)

Öğr. Gör. Miraç Şirin 
Giresun Üniversitesi, Alucra Turan Bulutçu
Meslek Yüksekokulu, Sosyal Hizmet ve
Danışmanlık Bölümü, Giresun-Türkiye
e-posta: mirac.sirin@giresun.edu.tr
(Sorumlu Yazar/Corresponding author)

Prof. Dr. Oğuzhan Zengin 
Karabük Üniversitesi, İktisadi ve İdari Bilimler
Fakültesi, Sosyal Hizmet Bölümü, Karabük-
TÜRKİYE
e-posta: oguzhanzengin@karabuk.edu.tr

Makale Bilgileri/Article Information

Tür-Type: Araştırma makalesi-Research article
Geliş tarihi-Date of submission: 05. 07. 2024
Kabul tarihi-Date of acceptance: 06. 11. 2024
Yayın tarihi-Date of publication: 30. 11. 2024

Hakemlik-Review

Hakem sayısı-Reviewers: İki Dış Hakem-Two
External
Değerlendirme-Review: Çift Taraflı Kör
Hakemlik-Double-blind

Etik/Ethics

Etik beyan- Ethical statement: Bu çalışmanın
hazırlanma sürecinde etik ilkelere uyulmuştur.
Benzerlik taraması- Plagiarism checks
Yapıldı-İntihal.net-Yes-İntihal.net
Etik bildirim- Complaints
ictimaiyatdergi@gmail.com

Çıkar çatışması-Conflict of interest

Çıkar çatışması beyan edilmemiştir.
The Author(s) declare(s) that there is no conflict
of interest

Finansman-Grant Support

Herhangi bir fon, hibe veya başka bir destek
alınmamıştır.
No funds, grants, or other support was received.

Lisans- License

CC BY-NC 4.0

<https://creativecommons.org/licenses/by-nc/4.0/deed.tr>

Atıf- Citation (APA)

Şirin, M.- Zengin, O. (2024). Social Assistance and Family Functionality: A Study on the Family Functions of Individuals Benefiting from Social and Economic Support Services: A Case Study of the Ereğli District of Zonguldak Province. İçtimaiyat, 8(2), pp. 758-773.
DOI: <https://doi.org/10.33709/ictimaiyat.1511094>

Abstract

The authors investigated the impact of the SES program on family functions. They administered a socio-demographic information form and the Family Assessment Scale to 194 families receiving SES services. They sought to determine if the duration of SES service utilization was associated with changes in various family functioning domains. They employed t-tests and ANOVA to analyze the data and conducted post-hoc tests where appropriate. Their findings indicate a positive relationship between the length of SES service utilization and improvements in problem-solving, communication, roles, behavior control, and overall family functioning. These findings are crucial for the literature as they provide empirical evidence supporting the effectiveness of prolonged SES service utilization in enhancing family functioning. This study contributes to the growing body of knowledge on the impact of social assistance programs on family outcomes and can inform the development and implementation of more effective interventions. Therefore, the duration of SES service utilization appears to positively influence family functions.

Keywords: Social Assistance, Social and Economic Support Service, Family Function.

Sosyal Yardım ve Aile İşlevselliği: Sosyal ve Ekonomik Destek Hizmetinden Yararlanan Bireylerin Aile İşlevleri Üzerine Bir İnceleme: Zonguldak İli Kdz. Ereğli İlçesi Örneği

Öz

Yazarlar, SED (Sosyal ve Ekonomik Destek) programının aile işlevleri üzerindeki etkisini araştırmışlardır. SED hizmeti alan 194 aileyle sosyo-demografik bilgi formu ve Aile Değerlendirme Ölçeği kullanmışlardır. SED hizmeti kullanım süresinin çeşitli aile işlevi alanlarındaki değişikliklerle ilişkili olup olmadığını belirlemeye çalışmışlardır. Verileri t-testleri ve ANOVA ile analiz etmişler ve gerekli durumlarda post-hoc testler yapmışlardır. Bulguları, SED hizmeti kullanım süresi ile problem çözme, iletişim, roller, davranış kontrolü ve genel aile işlevlerinde iyileşmeler arasında pozitif bir ilişki olduğunu göstermektedir. Bu bulgular, SED hizmetlerinin uzun süreli kullanımının aile işlevlerini iyileştirmede etkili olduğunu gösteren ampirik kanıtlar sunduğu için literatür açısından önemlidir. Bu çalışma, sosyal yardım programlarının aile sonuçları üzerindeki etkisine dair artan bilgi birikimine katkıda bulunmakta ve daha etkili müdahalelerin geliştirilmesi ve uygulanması konusunda yol gösterici olabilmektedir. Sonuç olarak, SED hizmetinden yararlanma süresinin aile işlevlerini olumlu yönde etkilediği görülmektedir.

Anahtar Kelimeler: Sosyal Yardım, Sosyal ve Ekonomik Destek Hizmeti, Aile İşlevi.

*This article was prepared in 2021 under the supervision of Prof. Dr. Oğuzhan ZENGİN at the Department of Social Work, Graduate Education Institute of Karabük University and produced from the thesis titled 'A Study on the Family Functions of Individuals Benefiting from Social and Economic Support Services: The Karadeniz Ereğli Example' submitted by Miraç ŞİRİN. The field research of the study was carried out between October and December 2020.

1. Introduction

One of the most commonly used concepts in the fight against poverty is social assistance. It must be noted that it is difficult to find a common definition of the concept of social assistance in the literature. For example, while Barrientos defines social assistance as programs, policies, or institutions adopted to prevent, reduce, or end poverty (Barrientos, 2013), the World Bank defines social assistance as "cash benefits provided for poor family members with a purpose and subject to a means test. The International Labour Organization (ILO), in relation to social assistance, as signs a crucial role in ensuring social security and defines it as "benefits implemented through axes to effectively meet the basic needs of individuals at the threshold of need" (ILO, 2017). Although social assistance is generally perceived as an application made in the context of social policy, it has emerged as a narrower service (Clegg, 2002). The word "assistance" in the Oxford Dictionary is used to mean "helping someone by sharing the work they are doing" or "providing a person with resources, information, or money." On the other hand, the word "social" is described as "related to society or organizations" (WEB1). In another dictionary, Merriam-Webster, "assistance" is defined as "the act of helping or supporting someone," while "social" is described as "generally related to people and society" (WEB1).

In examining the literature in Turkey, the concept of social assistance expresses different meanings and there is confusion regarding a common understanding. Turkish Insurance Law defines social assistance as a "social allowance paid to retired workers determined by the social security institution without any expectation of return" (Güloğlu, 2000). In the discipline of social policy and within the scope of combating poverty, the concept of social assistance is expressed as "public assistance financed by the general state budget or specially allocated taxes intended for specific purposes, unrelated to the principles of compulsory participation or contributions" (Güzel and Okur, 1998). Despite having a historical legacy in social assistance, Turkey has focused more on social assistance following the 1999 earthquake and the economic crisis in 2001. Public and civil society organizations, in particular, have taken on significant roles during this period (Şentürk, 2014).

In scientific research, two basic types of families are often mentioned. The first of these is the nuclear family with mother, father and children; the second can be expressed as the traditional family in which people who are related to a kinship or blood relationship live together with this nuclear family (Kongar, 2018). In our country, where there is a rapid transformation from the traditional extended family to the nuclear family and new family types, we encounter a different nuclear family structure than in western societies. From time to time, it is seen that a relative from the village can accompany the nuclear family, and nuclear families grow with the support received from the elders for child care. It is observed that the nuclear family in the conditions of our country still continues its relations with the extended family from which it emerged and where its roots are located. In this respect, it can be said that the nuclear family in our country is in a transition period (Sarı, 2013). In his study, Kağıtçıbaşı stated that with the 2000s, families that were financially dependent in the urbanized population of our country began to be replaced by families that were psychologically mutually connected. These concepts, which are expressed as "Dependent Family Model" and "Mutually Dependent Family Model", are seen differently from similar family models in the west in our country. The concept of interconnected family; It is different

from the independent family structure in the West and the dependent families produced by the traditional agrarian society. In mutually dependent families; Instead of the process of individuation and separation in parallel, strong and sincere ties within the family continue. This new model is also at an explanatory point in the originality of the family transformation in Turkey (Kağıtçıbaşı, 2013).

In 2011, with Decree-Law No. 633, the Ministry of Family and Social Policies (ASPB) was established to centralize social services and assistance. Although the name of the ministry was changed to the "Ministry of Family, Labor, and Social Services" in 2018, it was again renamed in 2021 to the "Ministry of Family and Social Services," which it remains today. Through its Social Assistance General Directorate, the ministry provides assistance to those in need under the main heading of Family Assistance. These include aid related to heating, food, shelter, conditional health assistance and treatment support within the scope of health-related aid, conditional education assistance and educational materials within the scope of educational aid, free book assistance, lunch assistance, student transportation, shelter, and food assistance. Additionally, the ministry provides services for disabled citizens, including free transportation of disabled students to schools and higher education scholarships. Special-purpose assistance includes the establishment of soup kitchens and aid for individuals affected by terrorism and disasters (İncedal, 2013).

Through central and provincial organizations, as well as social assistance and solidarity foundations in cities and districts, monthly support is provided to families that meet the conditions of need. This support includes housing, food, clothing, heating, and cash assistance, as well as employment-providing and income-generating project support related to health, families, people with disabilities, education, and special purposes. For individuals with disabilities, assistive devices, hearing aids, and prosthetics are provided. Basic school needs such as uniforms, bags, books, stationery, clothing, food, and transportation for children in primary and secondary schools from low-income families are also met (Türkoğlu, 2013).

1.1. History of Social Assistance

Social assistance has sometimes been perceived as the narrowest form of the welfare state in some studies (Güler, 2006), and sometimes as a social security system and social service field with an institutional structure (11th Development Plan, 2020). Accordingly, social assistance has manifested itself through various applications across different geographical and political regimes. Throughout history, humans have aspired to elevate their social and economic conditions. Considering the social and economic conditions related to social assistance in historical periods, it did not develop during the Ancient and Medieval Ages (Akkaya, 2000), but it began to develop at a more basic level in smaller units of society. In the Middle Ages, in the Islamic world, states felt the responsibility to assist the poor until the Industrial Revolution, often administering social assistance through foundations (Ertem, 2011). In historical eras, especially starting from the Middle Ages and following the Industrial Revolution, the establishment of the capitalist state and social order altered the nature of social assistance. Systematic developments in social assistance practices began to emerge in the early 17th century with the English Poor Laws (Güngör and Özüğurlu, 1997). From the 19th century onwards, when the concepts of workers and the poor were distinctly defined and debated (Kovancı, 2003), states prioritized human rights and narrowing the gap between

social classes over merely directing societies. This led to the adoption of social policies targeting society (Buğra, 2008). This understanding, which became widespread in many European countries by the late 19th and early 20th centuries, gained a systematic identity and spread after World War II (Talas, 2001). The Beveridge Report, announced on November 20, 1942, is significant in the history of social assistance. It proposed a systematic social security structure that included social assistance instruments, viewing poverty as a disgrace in a modern society, and recommended that it be supported by employment and health policies. The "foundations of the welfare state," first proposed by the Beveridge Report (Güzel, 2005), became the prevailing understanding in developed countries until the economic crisis of the 1970s. During this golden age of social assistance practices, increasing social welfare expenditures due to economic stagnation, inflation, and high unemployment rates in subsequent years (Koçak and Tiryaki, 2011) led countries to review and revise their social assistance practices in terms of cost and efficiency. Influenced by neo-liberal policies driven by the competitive pressures of globalization, social welfare expenditures and social assistance practices, which began to be critically discussed from the 1980s onwards, brought about the need to form international social policies (Akyıldız, 2009). In countries without social assistance, the rise in informal employment (Sapançalı, 2008) led to the development of employment-conditioned social assistance practices, and the increasing social inequalities highlighted the necessity of establishing minimum standards in social assistance (Ekin, 2000), giving it a new identity.

1.2. Turkish Social Assistance System and Social and Economic Support (SED) Service

Today, the Turkish social assistance system is managed through various social assistance organizations, including the Ministry of Family and Social Services, Social Assistance and Solidarity Foundations, municipalities, and the Turkish Red Crescent (Türk Kızılayı).

The Social and Economic Support (SES) Service, a social assistance model of the Ministry of Family and Social Services, took its current form following a regulation in 2015. SES services provide temporary economic support and psychosocial assistance to families who are unable to meet their children's basic needs and are struggling to maintain even the lowest standard of living. This service aims to support and care for the children of these families until they become self-sufficient. It helps families to live together and meet their basic needs.

SED services are offered by the General Directorate of Child Services under the Ministry of Family and Social Services and are particularly important for economically vulnerable youth and children. The service prioritizes economically disadvantaged children who need protection, ensuring that these families receive economic assistance and other supportive social services instead of institutional care. This helps prevent family separation and enables them to live together.

The main goal of this approach is to keep families together and meet their needs. Additionally, it aims to support young people who cannot receive economic support, helping them lead an independent life for a certain period. Professional efforts are made to address the economic and social needs of families and children, identify social problems, provide necessary support to solve them, and assist individuals in need to live independently.

Key principles of SES services include ensuring cooperation and coordination between public and voluntary organizations, prioritizing and evaluating economic support requests based on the degree of need, and developing economic and social support services to address gaps in the social security system. The services must be provided in a manner consistent with human rights, maintaining confidentiality, respecting children's rights, and considering the child's best interests.

Children under protective custody are prioritized among those who can benefit from SES services. Additionally, children who may need protection due to economic deprivation can also benefit. Young people continuing vocational and job training or those unable to receive support can also use SES services. Lastly, individuals needing economic and social support due to emergencies or life-threatening situations can apply for SES services. They can submit applications according to the specified criteria and receive support following the necessary evaluations.

In the assistance provided by the Ministry of Family and Social Services, General Directorate of Child Services, when the primary reason for the need for protection among the target group is economic deprivation, it is considered appropriate to utilize economic aid and other supportive social service applications instead of providing institutional care to deprived families and individuals. The aim of these practices is to prevent the fragmentation of families and enable them to live together. Additionally, it is intended to support young people who have left institutional care and need economic assistance for a certain period so that they can continue their lives without falling into a state of dependency in social life. The main principle of the SES service is to help individuals become self-sufficient. The general principles of the SES service are as follows(WEB2):

- Conducting professional work to address the social and material deprivation of families and children resulting from their environmental and structural conditions, which are beyond their control.
- Identifying social problems during the process of meeting the needs of families and youth and providing the necessary support and guidance to solve these problems, thereby raising living standards.
- Establishing cooperation and coordination between public institutions and voluntary organizations to create a synergy, allowing private or public institutions to use the database related to social assistance and ensuring the most efficient use of available resources.
- Prioritizing economically and socially vulnerable youth and children in the implementation of economic and social support services. If economic support requests cannot be met within budget constraints, prioritizing evaluations based on the degree of need, urgency, and application order.
- Ensuring that children in need or young people who require economic support can quickly reach a position where they can sustain themselves independently with their own resources. f) Paying attention to planning and developing economic and social support services in a way that addresses the deficiencies in the social security system.
- Implementing, guiding, and monitoring economic and social support services according to need criteria and the principle of the best interest of the child.

- Requiring those requesting economic support to apply to vocational training institutions or the Provincial Directorate of Labor and Employment Agency if there are no health or special conditions preventing them from working.
- Supporting children in suitable situations within their families or relatives without a protection order, and prioritizing cases involving birth or health problems and families with many children.
- Returning children under the protection of social service organizations to their families with economic and social support, lifting protection orders for suitable cases, and supporting and caring for them within the family environment.
- Processing the documents and information obtained from applicants and their families in accordance with the principle of confidentiality and protecting personal data.
- Providing economic and social support services in a manner that respects human rights and dignity as stipulated in the United Nations Convention on the Rights of the Child, ensuring that personality rights are not violated, protecting the privacy of private life, and considering the child's opinion and best interest in every decision and action concerning the child.

Those who can benefit from SES services are as follows:

- Children with protection orders who are cared for in a social service institution and can be returned to their families or relatives with support.
- Children who may need protection due to economic deprivation and can be cared for by their families or relatives without a protection order by benefiting from economic and social support services.
- Young people with protection orders who have aged out of institutional care, are continuing vocational and job training or courses, or are not employed and would fall into a state of dependency without support.
- Individuals unable to meet the basic needs of themselves and those they are responsible for due to illness, extraordinary disasters, natural disasters, or accidents, and children of those who face life-threatening situations requiring surgery or who have died.

The above outlines who can benefit from SES services. The application process is as follows: Applicants can submit a petition to the Provincial Directorate of Family, Labor, and Social Services or the Social Service Center Directorates. Social services staff (social workers, psychologists, sociologists, child development specialists, and guidance teachers) conduct a preliminary interview with the applicant. If it is determined that the applicant is suitable for economic and social support, a file is opened for the applicant. Social investigations are conducted regarding the applicant. Based on the results of these investigations, necessary procedures are initiated for those deemed suitable to be supported with economic and social support services while being cared for by their families (WEB3).

This study aims to evaluate the impact of participants' utilization of SES services on family functioning. The results of this study are important for understanding the impact of the Ministry of Family and Social Services' SES service on family functionality and for addressing the lack of past research in this area. In this context, diversifying studies in the field, and producing innovative and pioneering research in the area of social assistance, particularly with regard to the SES service, are among the main objectives of this study.

2. Method

In this research, the use of a general survey model, which is a quantitative research method, has been deemed appropriate. The survey model helps describe a current or past situation as it is and encompasses the processes to be applied for learning and developing desired behaviors in individuals. The general survey model can be described as a survey conducted on the entire population or a sample taken from it to generalize and make judgments about a population with many elements (Bahtiyar and Can, 2016).

2.1. Population and Sample

The population of the research consists of applicants benefiting from SES services at the Karadeniz Ereğli Social Service Center Directorate in the Karadeniz Ereğli district of Zonguldak province. The criteria for sample selection were determined as benefiting from SES services as of October 2020 and having no communication barriers. Based on these criteria, a total of 194 applicants who were already benefiting from SES services in October 2020 were identified at the Karadeniz Ereğli Social Service Center Directorate from October to December 2020. The study did not use sample selection, and all 194 applicants who met the sample selection criteria and agreed to participate in the research were included.

2.2. Data Collection Tools

The data collection tools included a "socio-demographic information form" to identify the social and demographic characteristics of individuals benefiting from SES services and the Family Assessment Scale (FAS) to examine the family functions of families currently benefiting from SES services.

The Family Assessment Scale (FAS) was introduced in collaboration with Brown University and Butler Hospital in the USA. This scale is seen as a measurement tool centered on whether family functions are performed based on specific characteristics. The Family Assessment Scale was initially developed through clinical-based family studies of the McMaster Family Functions model. The 60-item scale seeks responses ranging from "strongly agree," "largely agree," "somewhat agree," to "strongly disagree." Scoring is done as 1, 2, 3, and 4, respectively. Responses closer to 4 are negative, while those closer to 1 are positive. The Family Assessment Scale includes seven factors or sub-dimensions: problem-solving, communication, roles, emotional responsiveness, affective involvement, behavior control, and general functions. Family members aged 12 and older are asked to read all items and mark the most appropriate option. A score of 1 on all items indicates a healthy response, while a score of 4 indicates an unhealthy response. The scores are summed for each sub-dimension and averaged to obtain seven subscale scores for each person. If the scale scores have an average above 2, it is considered a shift toward unhealthy family functions. All options are scored from 1 to 4, with some questions having reverse scoring (Bulut, 1990).

Validity studies of the scale were conducted by Epstein and Bishop in 1983. The validity and reliability studies of the scale in Turkey were conducted by Işıl Bulut in 1990 (Bulut, 1993). In the study conducted with the original form, the Cronbach Alpha internal consistency coefficient of the scale was found to be 0.78. The Cronbach Alpha internal consistency coefficients for the subscales of the FAS were reported as follows: Problem Solving 0.74; Communication 0.75; Roles 0.72; Emotional Responsiveness 0.83; Affective Involvement

0.78; Behavior Control 0.72; and General Functions 0.92 (Epstein, Baldwin, and Bishop, 1983).

2.3. Data Analysis

This section includes normality examinations performed to decide whether parametric or nonparametric tests planned to be used to test the hypotheses of the study will be performed. In the research, a normality test was conducted to determine whether the data were normally distributed, and as shown in the table below, the skewness and kurtosis values were found to be between -2 and +2 for all scale sub-dimensions.

Table 1: Skewness and Kurtosis Values of Scale Sub-Dimensions

Scales	Minimum	Maximum	Skewness	Kurtosis
Problem Solving	1,00	4,00	-,734	-,622
Communication	1,78	4,00	-,895	,311
Roles	1,64	4,00	-1,047	,319
Emotional Responsiveness	1,17	4,00	-,701	-,791
Affective Involvement	2,00	3,71	-,579	,436
Behavior Control	1,78	3,44	-,714	,142
General Functions	1,75	3,92	-,498	-1,108

Therefore, it was decided to use parametric tests in hypothesis testing. Subsequently, a reliability analysis was conducted to evaluate the reliability of the measurement tools. According to the Cronbach's Alpha test, considering the 60 items of the Family Assessment Scale, the reliability coefficient of the scale was determined to be an excellent value of 0.941, indicating that the scale is sufficient for hypothesis testing without needing further improvement.

ANOVA tests were performed to investigate whether there was a difference between the means of more than two data groups. If a significant difference was found between the groups as a result of the ANOVA analysis, a post hoc analysis was conducted to determine which groups the difference was between.

3. Findings

This section presents the distribution of demographic data in the study, as well as the results of the One-Way ANOVA test and Post-Hoc Tukey tests.

Table 2: Socio-demographic Information

		n	%
Age	18-30	72	37
	31-60	110	57
	61 and above	12	6
Gender	Female	169	87
	Male	25	13
Marital Status	Married	66	34
	Single	11	6
	Divorced\Widowed	117	60
Education Level	Literate/Non-literate	19	9,8
	Primary and Middle School	148	76,3
	High School and University	27	13,9
Chronic Illness	Yes	29	15
	No	165	85
Employment Status	Not Working	177	91,2
	Working But No Regular Income	10	5,2

	Retired	7	3,6
Number of Children	1	14	7,2
	2	81	41,8
	3	72	37,1
	4 and above	27	13,9
Social Security	Yes	152	79
	No	42	21
Housing Status	Rent	157	80,9
	Own	37	19,1
Rent Amount (2020 Net Minimum Wage 2324.70 TL)	0-250	50	26
	251-500	84	43
	501-750	49	25
	751 and above	11	6
Social Support Factors	Health Issue	6	3
	Spouse Convicted	45	23
	Dispersed Family	30	16
	Divorce	113	58
Support Amount	0-750	12	6
	751-1500	169	87
	1500 and above	13	7
Household Income (2020 Net Minimum Wage 2324.70 TL)	0-581	6	3
	582-1162	24	12
	1163-2324	139	72
	2325 and above	25	13
Social Support Duration (Months)	0-24 Months	50	25,8
	25-49 Months	63	32,5
	50-74 Months	45	23,2
	75 Months and above	36	18,6
Total		194	100

The distribution findings regarding demographic variables such as gender, age, education level, marital status, employment status, chronic illness (health issue), and number of children are presented in Table 2. Upon examining the findings, it was observed that 37% of the sample, corresponding to 72 participants, were in the age range of 18-30 years. Additionally, 57% of the sample, equivalent to 110 participants, fell within the 31-60 age range, while 6% of the sample, accounting for 12 participants, were aged 61 and above.

Looking at the distribution of gender as a demographic factor, it was found that 87% of the sample, comprising 169 participants, were female, while 13% of the sample, consisting of 25 participants, were male. Regarding marital status, findings revealed that 34% of the sample, totaling 66 participants, were married, 6% of the sample, represented by 11 participants, were single, and furthermore, 60% of the sample, encompassing 117 participants, were divorced or widowed.

Another demographic variable examined in the study was education level. The distribution showed that 9.8% of the sample, corresponding to 19 participants, were literate or non-literate, 76.3% of the sample, totaling 148 participants, had completed primary and middle school, and 13.9% of the sample, comprising 27 participants, were high school or university graduates.

Regarding the distribution of the social support duration variable, it was found that 25.8% of the sample, equivalent to 50 participants, received social support for 0-24 months, 32.5% of the sample, represented by 63 participants, received social support for 25-49 months, 23.2% of the sample, totaling 45 participants, received social support for 50-74 months, and 18.6%

of the sample, consisting of 36 participants, received social support for 75 months and above.

Table 3: SES Utilization Factors and Mean Differences in Scale Sub-dimensions

		n	%	Average	S	F	p	Significant Difference
Problem Solving	Health Issue	6	3	3,53	,39	2,975	,033*	Health Issue Convicted Spouse
	Convicted Spouse	45	23	2,63	1,05			
	Divorced Family	30	16	3,16	,80			
	Divorce	113	58	2,80	,96			
Communication	Health Issue	6	3	3,09	,05	1,357	,257	-
	Convicted Spouse	45	23	2,75	,53			
	Divorced Family	30	16	2,88	,33			
	Divorce	113	58	2,79	,46			
Roles	Health Issue	6	3	3,12	,19	1,296	,277	-
	Convicted Spouse	45	23	2,89	,49			
	Divorced Family	30	16	3,05	,33			
	Divorce	113	58	2,92	,43			
Emotional Response	Health Issue	6	3	3,33	,11	1,549	,203	-
	Convicted Spouse	45	23	2,72	,81			
	Divorced Family	30	16	2,93	,69			
	Divorce	113	58	2,81	,71			
Showing Necessary Interest	Health Issue	6	3	3,00	,24	,629	,597	-
	Convicted Spouse	45	23	2,95	,26			
	Divorced Family	30	16	2,87	,34			
	Divorce	113	58	2,90	,29			
Behavioral Control	Health Issue	6	3	3,20	,27	1,106	,348	-
	Convicted Spouse	45	23	3,01	,28			
	Divorced Family	30	16	3,03	,35			
	Divorce	113	58	2,97	,34			
General Functions	Health Issue	6	3	3,58	,25	2,185	,091	-
	Convicted Spouse	45	23	2,99	,73			
	Divorced Family	30	16	3,23	,60			
	Divorce	113	58	3,01	,68			

*P<0.05

Table 3 above presents the results of One-Way ANOVA analysis conducted to determine the average differences among the utilization factors and scale sub-dimensions of the SES service in the study. According to the findings, a statistically significant mean difference ($p < 0.05$) was identified only between the problem-solving and the factors leading to the utilization of socio-economic services. To ascertain the source of this difference, a Post-Hoc Tukey HSD test was conducted, revealing that the significant difference stems from the disparity between health issues and convicted spouse groups.

Table 4: Average Differences in Socio-Economic Support Amount and Scale Sub-Dimensions

		n	%	Average	S	F	p
Problem Solving	0-750	12	6	2,38	,79	2,813	,063
	751-1500	169	87	2,84	,98		
	1500 TL and above	13	7	3,28	,61		
Communication	0-750	12	6	2,62	,41	1,894	,153
	751-1500	169	87	2,80	,47		
	1500 TL and above	13	7	2,97	,24		
Roles	0-750	12	6	2,95	,38	,051	,951
	751-1500	169	87	2,94	,44		
	1500 TL and above	13	7	2,97	,26		

Emotional Response	0-750	12	6	2,64	,82	1,9011	,151
	751-1500	169	87	2,81	,72		
	1500 TL and above	13	7	3,17	,63		
Required Attention	0-750	12	6	2,88	,39	,082	,923
	751-1500	169	87	2,91	,28		
	1500 TL and above	13	7	2,90	,28		
Behavior Control	0-750	12	6	2,90	,27	,578	,562
	751-1500	169	87	3,00	,33		
	1500 TL and above	13	7	2,99	,40		
General Function	0-750	12	6	2,68	,57	3,503	,062
	751-1500	169	87	3,06	,69		
	1500 TL and above	13	7	3,39	,38		

Note: *P<0,05, **P<0,01

The table presents the results of One-Way ANOVA analysis conducted to determine the average differences among the socio-economic support amount (SES) and scale sub-dimensions in the study variables. Upon reviewing the findings, statistically significant average differences were not found between the SES amount variable and the scale sub-dimensions ($p > 0.05$).

Table 5: Average Differences in Social Support Duration and Scale Sub-Dimensions

		n	%	Average	S	F	p	Significant Difference
Problem Solving	0-24 Months	50	3	2,47	1,04	18,361	,000**	
	25-49 Months	63	12	2,43	,97			
	50-74 Months	45	72	3,35	,56			50-74 Months
	75 Months and above	36	13	3,40	,61			75 Months and above
Communication	0-24 Months	50	3	2,63	,52	10,570	,000**	
	25-49 Months	63	12	2,68	,47			
	50-74 Months	45	72	2,99	,31			50-74 Months
	75 Months and above	36	13	3,01	,26			75 Months and above
Roles	0-24 Months	50	3	2,84	,46	4,152	,007**	
	25-49 Months	63	12	2,85	,47			
	50-74 Months	45	72	3,06	,28			50-74 Months
	75 Months and above	36	13	3,06	,37			
Emotional Response	0-24 Months	50	3	2,60	,83	8,163	,000**	
	25-49 Months	63	12	2,62	,76			
	50-74 Months	45	72	3,11	,44			50-74 Months
	75 Months and above	36	13	3,10	,53			75 Months and above
Required Attention	0-24 Months	50	3	2,90	,27	,094	,963	
	25-49 Months	63	12	2,90	,30			
	50-74 Months	45	72	2,93	,28			-
	75 Months and above	36	13	2,90	,28			
Behavior Control	0-24 Months	50	3	2,93	,28	5,088	,002**	
	25-49 Months	63	12	2,90	,33			
	50-74 Months	45	72	3,10	,32			50-74 Months
	75 Months and above	36	13	3,09	,32			75 Months and above
General Functions	0-24 Months	50	3	2,79	,70	14,618	,000**	
	25-49 Months	63	12	2,82	,68			
	50-74 Months	45	72	3,38	,51			50-74 Months
	75 Months and above	36	13	3,42	,45			75 Months and above

*P<0,05, **P<0,01

The table presents the results of One-Way ANOVA analysis conducted to determine significant statistical relationships between the duration of utilization of socio-economic

support services (months) and scale sub-dimensions in the study. According to the findings, statistically significant average differences were observed between the duration of socio-economic support services and scale sub-dimensions of problem solving, communication, roles, emotional response coping, behavior control, and general functions ($p < 0.05$). Specifically, individuals utilizing socio-economic support services for 50 months and above showed greater skills in problem solving, communication, positive roles (50-74 months), behavior control (50 months and above), and general functions (50 months and above) compared to those utilizing services for 0-49 months. The study indicates that an increase in the duration of socio-economic support services enhances problem solving, communication, roles, behavior control, and general functions. However, no significant average difference was found for the sub-dimension of displaying required attention. Therefore, the duration of utilization of socio-economic support services (months) is associated with impacting family functions.

4. Discussion and Conclusion

Before discussing the results of this study conducted in the field, the results of similar studies conducted in the past will be reflected upon. First of all, Ersoy and Hurasan (2017) indicated in their study that children benefiting from SES services showed progress in their communication with new acquaintances after receiving services, and there was an increase in their desire to get to know their surroundings. It was observed that children were more successful in their education-related final classes and there was an increase in their participation in social activities. They recommend increasing social support to families under SES services, especially for those who have not fully completed their psychosocial development in terms of peers, and emphasize the need to focus on related studies.

Aytış and Özgüç (2019) included findings of families benefiting from SES services and those not benefiting from SES services in their study. They found significant presence of psychiatric and psychological diagnoses, addictions, and abuse, as well as significant factors such as gender and low income in families benefiting from SES services. They emphasize that the presence of one or more of these factors together is determinative in the families' use of SES services on behalf of their children and increases the rate of receiving SES services.

Küçükkaraca and Atalar (2020) stated in their study that children receiving SES services mostly live in single-parent families, predominantly have income levels below 1000 TL, and engage in activities with their families such as walking in the park, visiting relatives, shopping, and watching television. It is noted that there are significant relationships between the socio-demographic characteristics of children benefiting from SES services and their social life characteristics, household and neighborhood characteristics, sleep and nutrition routines, and school achievements.

Edabali (2020) pointed out in his study that a large part of the individuals benefiting from SES services are women with a primary school level of education, with monthly income levels between 600 TL and 900 TL, who do not receive support from their relatives. He also mentioned that a significant portion of those benefiting from SES services come from dispersed families and single-parent families, lacking unity and coherence. Additionally, he concluded that access to SES services would be beneficial in adapting families to their

environment, providing social and psychological support regarding intra-family issues, and contributing to economic and social development.

The perception of the supports provided by the state differently due to a certain ethnic origin affects people's perception, expectations and potential. When looked at specifically, the idea that going to prison has a benefit such as social assistance reveals a quality that provides trust and dependency. The definition and promotion of public aids that can lead to misperceptions, such as SED aid, is important in terms of breaking a vicious cycle and providing more effective support (Güç and Kara, 2021) .

The research examined the family functions of families benefiting from SES services, and the following results were obtained:

According to the findings, a statistically significant difference was found in terms of age variable and communication, problem-solving, emotional responses, roles, showing necessary attention, and general functions among scale sub-dimensions. Significant differences favoring participants aged 18-30 were found in communication, problem-solving, emotional responses, and roles scores compared to participants aged 31-60. In these dimensions, family functionality of participants aged 18-30 was positively influenced compared to the other age group. Regarding the sub-dimension of showing necessary attention, participants aged 61 and over had more positive data compared to participants aged 18-30, and regarding the sub-dimension of general functions, family functionality of participants aged 18-30 was positively influenced compared to participants aged 61 and over.

A statistically significant difference was found between gender variable and communication, problem-solving, emotional responses, and general functions among scale sub-dimensions. When examined in terms of these sub-dimensions, it was understood that female participants had better scores in communication, problem-solving, emotional response, and general functions sub-dimensions compared to male participants, and family functionality was more positively influenced in these sub-dimensions compared to males.

No statistically significant average difference was found between education status variable and scale sub-dimensions.

The variable of having a chronic illness and the sub-dimensions of problem-solving and communication were found to have statistically significant mean differences. According to the identified difference, participants without any chronic illnesses scored higher in problem-solving and communication sub-dimensions compared to participants with chronic illnesses, indicating better problem-solving and communication skills.

The variable of employment status and the sub-dimensions of problem-solving and general functions were found to have statistically significant mean differences. It was found that this difference stemmed from participants who declared they were working but did not have regular income, and participants who declared they were not working. Participants who declared they were not working had better problem-solving skills compared to those who declared they were working but did not have regular income, and their family functionality was more positive than the other group.

The variable of social security and the sub-dimensions of emotional response, showing necessary attention, and behavioral control were found to have statistically significant mean differences. According to this identified difference, participants who declared they did not have social security had better scores in emotional response, showing necessary attention, and behavioral control sub-dimensions compared to participants who declared they had social security, indicating more positive emotional response, showing necessary attention, and behavioral control.

The variable of number of children and the scale sub-dimensions were found to have statistically significant mean differences. Accordingly, participants who reported having 4 or more children had better problem-solving skills compared to participants who reported having 2 children.

Statistically significant mean differences were found only between having a spouse in prison affecting poverty and benefiting from SES services, and problem-solving. According to this difference, participants benefiting from SES services due to poverty caused by having a spouse in prison had better problem-solving skills compared to participants benefiting from SES services due to health problems.

No statistically significant mean difference was found between the variable of SES service amount and the scale sub-dimensions.

The variable of total household income and the scale sub-dimensions showed statistically significant mean differences in showing necessary attention, emotional response, behavioral control, and general functions. Participants who reported total household income between 1163-2324 TL were more successful in emotional response sub-dimension compared to those reporting household income between 582-1162 TL, and in showing necessary attention sub-dimension compared to those reporting income between 0-581 TL. In the behavioral control sub-dimension, those reporting income between 582-1162 TL were more successful compared to those reporting income between 0-581 TL, and in the general functions sub-dimension, participants reporting income between 1163-2324 TL were more successful compared to those reporting income between 0-581 TL.

Through the One-Way ANOVA analysis conducted to determine statistically significant relationships between the duration of benefiting from SES services (months) and scale sub-dimensions, statistically significant mean differences were found between the duration of benefiting from SES services (months) and problem-solving, communication, roles, emotional response, behavioral control, and general functions ($p < 0.05$). It was observed that participants benefiting from SES services for 50 months or more had better problem-solving skills compared to those benefiting for 0-49 months in the problem-solving sub-dimension. Similarly, participants benefiting for 50 months or more had better communication skills compared to those benefiting for 0-49 months in the communication sub-dimension. For the roles sub-dimension, participants benefiting from SES services for 50-74 months had more roles compared to those benefiting for 25-49 months. In the behavioral control sub-dimension, participants benefiting for 50 months or more had more behavioral control compared to those benefiting for 25-49 months. Lastly, in the general functions sub-dimension, participants benefiting for 50 months or more had more general functions compared to those benefiting for 0-49 months. Increasing the duration of benefiting from SES

services was found to positively increase problem-solving, communication, roles, behavioral control, and general functions. However, no relationship was observed between showing necessary attention and the duration of SES services.

Based on the study conducted, the family functionality of families benefiting from SES services has been rigorously examined. When compared with previous studies in the field, the macro-level conclusions are debatable due to their focus solely on people living in a specific region. However, periodic measurement of family functionality among families benefiting from the service in subsequent phases is crucial as it can provide insights into alternative services that could be offered to families. Additionally, it is vital to integrate economically challenged citizens into alternative projects. In this regard, formations such as Family Support Centers should be supported, developed, and their numbers increased to help individuals adapt to the employment process.

In this context, training opportunities should be provided for unemployed women referred to as housewives, especially for divorced and abandoned women, enabling them to integrate more strongly into community life through job training programs. During these job training programs, provisions should be made for preschool, elementary, middle school, and high school courses for their children in cases where they lack someone to care for their children while attending training. Moreover, unskilled individuals who currently lack regular employment should be employed as qualified personnel.

Upon completion of these training programs, individuals should undergo a trial period in businesses where the course content is applicable, leading to full participation in the employment process based on their acquired knowledge. If these individuals have children who require care by a parent, they should have access to services such as daycare centers and courses.

Furthermore, job training programs should primarily target individuals who are currently unemployed, lack qualifications, and are uncertain about the type of work they would undertake. Sectors experiencing a shortage of qualified personnel according to educational levels should also enhance their investments with personnel emerging from these training programs, potentially leading to national development through increased employment, production, and ultimately national prosperity.


Additionally, regardless of whether they benefit from SES services or not, individuals combating poverty should receive increased social assistance through the Social Aid and Solidarity Foundations. The combined amounts of social environment support, SES services, and social assistance should ideally reach at least the current minimum wage level monthly. While completely eliminating poverty may seem utopian, through well-planned efforts and potential initiatives, it is possible to reduce the number of individuals affected by poverty significantly.

References

- Akkaya, Y. (2000). Sosyal güvenlik tarihi üzerine notlar. *Toplum ve Hekim Dergisi*, 15(2), 2-90.
- Akyıldız, F. (2010). *Sosyal devlet tarihe gömülürken "Kamu Yararı" ve "Sosyal Hizmet" kavramlarını yeniden düşünmek, küreselleşme karşısında kamu yönetimi ve hizmeti*. Kahramanmaraş: Kahramanmaraş Sütçü İmam Üniversitesi Yayınları.
- Ayman Güler, B. (2006). Sosyal devlet ve yerelleşme. *Memleket Siyaset Yönetim Dergisi*, 1(2), 29-42.
- Aytaş, A., Ü. & Özgüç, A. (2019). Sosyal ve ekonomik destek hizmeti kapsamındaki ailelerin sosyo-demografik yapısının incelenmesi. *Aydın Sağlık Dergisi*, 5(2), 181-194.
- Bahtiyar A., & Can, B. (2016). Fen öğretmen adaylarının bilimsel süreç becerileri ile bilimsel araştırmaya yönelik tutumlarının incelenmesi. *Buca Eğitim Fakültesi Dergisi*, 42(1), 47-58.
- Barrientos, A. (2013). *Social assistance in developing countries*. Cambridge: Cambridge University Press.
- Buğra, A. (2008). *Kapitalizm, yoksulluk ve Türkiye'de sosyal politika*. İstanbul: İletişim Yayınları.
- Bulut I. (1990). *Aile değerlendirme ölçeği (ADÖ) el kitabı*. Ankara: Öz Güzel İş Matbaası.
- Bulut I. (1993). *Ruh hastalığının aile işlevlerine etkisi*. Ankara: T.C Başbakanlık Kadın ve Sosyal Hizmetler Müsteşarlığı Yayınları.
- Clegg, D. (2002). The political status of social assistance benefits in european welfare states: Lessons from reforms to provision for the unemployed in france and great britain. *European Journal of Social Security*, 4(3), 201-226.
- Edebali, F. E. (2020). Sosyal ve ekonomik destek hizmetinden faydalandırılanların yaşam memnuniyeti ve yaşam kalitesi: Sincan örneği. Üsküdar Üniversitesi, Sosyal hizmet anabilim dalı yüksek lisans tezi, İstanbul.
- Ekin, N. (2000). *Türkiye'de yapay istihdam ve istihdam politikaları*. İstanbul: İstanbul Ticaret Odası Yayınları.
- Epstein, N. B., Baldwin, L. M., & Bishop, D. S. (1983). The mcmastr family assessment device. *Journal of Marital and Family Therapy*, 9(2), 171-180.
- Ersoy, A. F., & Hurasan, M. (2017). Sosyal ve ekonomik destek hizmeti alan çocukların sosyal etkinliklere katılımlarına ilişkin ailelerinin değerlendirmeleri. *International Journal of Cultural and Social Studies*, 3(2), 195-204.
- Ertem, A. (2011). Osmanlı'dan günümüze vakıflar. *Vakıflar Dergisi*, 36(1), 25-65.
- Güç Çınar, E., & Kara, H. Z. (2021). Sed yardımı mı mahkum parası mı? Eşleri cezaevinde olan roman kadınlar üzerine nitel bir araştırma. *Sosyal Sağlık Dergisi*, 5(1), 45-62.
- Güngör, F. & Özuğurlu, M. (1997). İngiliz yoksul yasaları: Paternalizm, piyasa ya da sosyal devlet. Ankara: Ankara Üniversitesi Siyasal Bilgiler Fakültesi Yayınları.
- Güloğlu, T. (2000). *Türkiye'de sosyal güvenlik sisteminin temel sorunları Prof. Dr. Nusret Ekin'e armağan*. Ankara: Türk Ağır Sanayi ve Hizmet Sektörü Kamu İşverenleri Sendikası Yayını.
- Güzel, A. & Okur, R. A. (1998). *Sosyal güvenlik hukuku*. İstanbul: Beta Yayınları.
- Güzel, A. (2005). Türk sosyal güvenlik sisteminde öngörülen reform mevcut sorunlara çözüm mü? *Çalışma ve Toplum Dergisi*, 4(7), 61-76.
- İncedal, S. (2013). Türkiye'de yoksulluğun boyutları: Mücadele politikaları ve müdahale araçları. Aile ve Sosyal Politikalar Uzmanlık Tezi, Ankara.
- International Labour Organization (ILO) (2017). Guide for developing national outreach strategies for inactive young people. https://www.ilo.org/wcmsp5/groups/public/---ed_emp/documents/publication/wcms_613351.pdf
- Kağıtçıbaşı, Ç. (2013). *Benlik, aile ve insan gelişimi: Kültürel psikoloji*. İstanbul: Koç Üniversitesi Yayınları.
- Kongar, E. (2018). *Toplumsal değişme kuramları ve Türkiye gerçeği*. İstanbul: Remzi Kitabevi.
- Koçak, O. & Tiryaki, D. (2011). Sosyal devlet anlayışında sağlık politikalarının önemi ve sağlıkta dönüşüm programının değerlendirilmesi: Yalova örneği. *İstanbul Ticaret Üniversitesi Sosyal Bilimler Dergisi*, 10(19), 55-88.
- Kovancı, O. (2003). Hayır anlayışından sosyal devlete: İngiliz yoksul yasaları. *Mülkiye Dergisi*, 239(27), 255-278.

- Küçükkaraca, N. & Atalar, U. (2020). Sosyal ve ekonomik destek hizmetinden faydalanan çocukların okul ile ilişkilerini etkileyen psiko-sosyal faktörlerin incelenmesi. *Uluslararası Sosyal Araştırmalar Dergisi*, 13(70), 887-900. <https://dx.doi.org/10.17719/ijsr.2020.4143>
- Sapancalı, F. (2008). Türkiye'de işgücü piyasası, sorunlar ve politikalar. *Tühis İş Hukuku ve İktisat Dergisi*, 2(21), 8-30.
- Sarı, Ö. (2013). *Aile kurumu ve ailenin tanımı, sistematik aile sosyolojisi*. Konya: Çizgi Kitabevi.
- Şentürk, M. (2014). Türkiye'de kamunun ve STK'ların sosyal yardım uygulamaları: Yeni eğilimler ve ihtiyaçlar. *Sosyoloji Dergisi*, 3(8), 285-307.
- Talas, C. (2001). *Toplumsal Politika*. Ankara: İmge Kitabevi.
- T.C. 11. Kalkınma Planı 2020. Retrieved from: <https://www.resmigazete.gov.tr/eskiler/2019/07/20190723M1.pdf>
- Türkoğlu, İ. (2013). Sosyal devlet bağlamında Türkiye'de sosyal yardım ve sosyal güvenlik. *Akademik İncelemeler Dergisi*, 8(3), 275-305.
- Web1. Oxford Dictionary, 2020. Retrieved from: <https://www.oxforddictionaries.com/definition/english/poverty>
- Web2. Aile ve Sosyal Hizmetler Bakanlığı, Sosyal ve Ekonomik Destek Hizmeti, 2020. Retrieved from: <https://www.aile.gov.tr/chgm/uygulamalar/sosyal-ve-ekonomik-destek-hizmeti/>
- Web3. Aile ve Sosyal Hizmetler Bakanlığı, Çocuk Hizmetleri Genel Müdürlüğü, 2020. Retrieved from: <https://www.ailevecalisma.gov.tr/chgm/uygulamalar/sosyal-ve-ekonomik-destek-hizmeti/>

Ek 1: Etik Kurul İzni

 T.C.
KARABÜK ÜNİVERSİTESİ
SOSYAL ve BEŞERİ BİLİMLER ARAŞTIRMALARI ETİK KURULU
KARARLARI


TOPLANTI TARİHİ : 21.11.2019
TOPLANTI NO : 2019/19

Karabük Üniversitesi Sosyal ve Beşeri Bilimler Araştırmaları Etik Kurulu toplanmış ve aşağıdaki kararı almıştır.

Karar 6:

21/11/2019 tarihli Doç. Dr. Oğuzhan ZENGİN'in Etik Kurul form ve ekleri görüşüldü.

Karabük Üniversitesi öğretim üyelerinden Doç. Dr. Oğuzhan ZENGİN'in danışmanlığında yürütülen “Sosyal ve Ekonomik Destek Hizmetinden Yararlanan Bireylerin Aile İşlevleri Üzerine Bir İnceleme: Karadeniz Ereğli Örneği” konulu çalışma kapsamında uygulanmak üzere ekte sunulan çalışmasının etik kurallara uygunluğu oy birliği ile kabul edilmiştir.


ASLI GİBİDİR

Prof. Dr. Faik BAYRAM
Sosyal ve Beşeri Bilimler Araştırmaları Etik Kurul Başkanı