



POLİTEKNİK DERGİSİ

JOURNAL of POLYTECHNIC

ISSN: 1302-0900 (PRINT), ISSN: 2147-9429 (ONLINE)

URL: <http://dergipark.org.tr/politeknik>



The effect of mechanical properties and the cutting parameters on machinability of AISI 5140 steel cooled at high cooling rates after hot forging

Sıcak dövme sonrası yüksek soğuma hızlarında soğutulan AISI 5140 çeliğinin mekanik özelliklerinin ve kesme parametrelerinin işlenebilirliğe etkisi

Yazar(lar) (Author(s)): Barış ÖZLÜ¹, Halil DEMİR², Mustafa TÜRKMEN³

ORCID¹: 0000-0002-8594-1234

ORCID²: 0000-0002-9802-083X

ORCID³: 0000-0002-9402-2459

Bu makaleye şu şekilde atıfta bulunabilirsiniz (To cite to this article): Özlü B., Demir H. ve Türkmen M., “The effect of mechanical properties and the cutting parameters on machinability of AISI 5140 steel cooled at high cooling rates after hot forging”, *Politeknik Dergisi*, 22(4): 879-887, (2019).

Erişim linki (To link to this article): <http://dergipark.org.tr/politeknik/archive>

DOI: 10.2339/politeknik.479345

The Effect of Mechanical Properties and the Cutting Parameters on Machinability of AISI 5140 Steel Cooled at High Cooling Rates After Hot Forging

Research Article/Araştırma Makalesi

Barış ÖZLÜ^{1*}, Halil DEMİR², Mustafa TÜRKMEN³

¹Aksaray Vocational School of Technical Sciences, Department of Mechanical Technology, Aksaray University, Turkey

²Faculty of Technology, Department of Manufacturing Engineering, Karabük University, Turkey

³Hereke Vocational School, Department of Metallurgy, Kocaeli University, Turkey

(Geliş/Received : 06.11.2018 ; Kabul/Accepted : 09.12.2018)

ABSTRACT

In this study, the effect of mechanical properties and cutting parameters (Cp) on the machinability of AISI 5140 steel cooled at high cooling rates after hot forging was investigated. The microstructural examinations and hardness measurements of the as-received AISI 5140 steel and the workpieces cooled in the oil and polymerized water after hot forging were performed. Turning process was conducted by using a coated ceramic tool at five different cutting speeds (Vc) (120, 150, 180, 210, and 240 m/min), four different feed rates (fn) (0.04, 0.08, 0.12, and 0.16 mm/rev), and four different depths of cut (ap) (0.4, 0.6, 0.8, and 1 mm) under dry machining conditions. SEM examinations of the cutting tools were also performed. It was seen from the results that the changing microstructure and hardness values had a significant effect on cutting forces (Fc) and surface roughness (Ra) from the Cp depending on cooling rate. While the highest Fc were reached in the workpiece with the highest hardness cooled in the polymerized water after hot forging, the lowest surface roughness (Ra) was obtained in the same workpiece.

Keywords: Hot forging, tempered steel AISI 5140, machinability.

Sıcak Dövme Sonrası Yüksek Soğuma Hızlarında Soğutulan AISI 5140 Çeliğinin Mekanik Özelliklerinin ve Kesme Parametrelerinin İşlenebilirliğe Etkisi

ÖZ

Bu çalışmada, sıcak dövme sonrası yüksek soğuma hızlarında soğutulan AISI 5140 çeliğinin mekanik özelliklerinin ve kesme parametrelerinin (Cp) işlenebilirliğe etkisi incelenmiştir. Alınan AISI 5140 çeliği ile sıcak dövme sonrası yağda ve polimerli suda soğutulan iş parçalarının mikroyapı incelemeleri ve sertlik ölçümleri yapıldı. Tornalama işlemi kaplamalı seramik takım kullanılarak kuru işleme şartlarında beş farklı kesme hızında (120, 150, 180, 210 ve 240 m/dak), dört farklı ilerleme miktarında (0.04, 0.08, 0.12 ve 0.16 mm/dev) ve dört farklı talaş derinliğinde (0.4, 0.6, 0.8 ve 1 mm) yapılmıştır. Ayrıca kesici takımların SEM incelemeleri yapıldı. Sonuçlarda, soğutma hızına bağlı olarak değişen mikroyapı, sertlik değerleri ve kesme parametrelerinin (Cp) kesme kuvvetleri (Fc) ve yüzey pürüzlülüğü (Ra) üzerinde önemli bir etkiye sahip olduğu görülmüştür. Sıcak dövme işleminden sonra polimerli suda soğutularak en yüksek sertliğe sahip iş parçasında en yüksek Fc'ye ulaşılrken, aynı iş parçasında en düşük yüzey pürüzlülüğü (Ra) elde edildi.

Anahtar Kelimeler: Sıcak dövme, ıslah çeliği AISI 5140, işlenebilirlik.

1. INTRODUCTION

Medium carbon alloyed steels are widely used for the automobile parts such as crankshaft, front axle, axle sleeve, steering shaft and etc. that are produced by applying hot forging method and require high tensile and fatigue strength. Obtaining adequate hardness and strength combination in the products with the formation of martensitic structure obtained by applying high cooling rates after different heat treatment processes is generally ensured with medium carbon steels [1-2]. Fc and Ra are historically known as key performance indicators in machining operations and are mainly

affected by material properties, Cp, and selection of cutting tools [3-4]. The traditional method of machining such as rough machining, heat treatment and grinding has been replaced today by hard turning process.

A single-point machining operation of workpieces having hardness levels of 45< HRC is called as hard turning [5]. It is known that a good finishing surface will generally be obtained at low fn in the grinding process. However, when the hard turning process is compared with the grinding process, better Ra at higher machining rates is seen to be obtained in hard turning operation. Hard turning process has drawn more attraction due to its significant advantages such as shortening the finish machining time and reducing the production cost [6-7].

*Sorumlu Yazar (Corresponding Author)
e-posta : barisozlu@aksaray.edu.tr

Hard turning operations require the use of cutting tools that offer high wear resistance and chemical stability at high temperature. These properties are among the properties of the cubic boron nitride (CBN) and ceramic cutting tools. Since the ceramic cutting tools are generally low cost and more economical, they have become an alternative to CBN cutting tools [8]. In order to understand the events in the hard turning process, numerous studies have been conducted on many hard materials. However, they are insufficient to generalize the knowledge and experiences obtained in the field of hard turning and to estimate the behaviors of other materials used in the manufacturing industry. Therefore, the studies conducted on machining the hard turned materials are ongoing. In this context, many studies have been conducted on the effect of the machining conditions on Fc and Ra during hard turning of hardened materials [9].

Grzesik and Wanat analyzed the part Ra of the hardened (60 HRC) AISI 5140 steel using different machining parameters under dry processing conditions with coated ceramic cutting tool. When the results were compared, it was seen that specific surface profiles were formed in the hard turning process made with coated ceramic tool but the Ra roughness value of 0.25 μm was comparable to the Ra obtained with finish grinding operation [10]. In the study by Oliveira et al., the turning tests were performed on the cylindrical workpieces and also the workpieces having channels with 4 and 8 equal segments opened across the surface of the cylindrical samples. CBN and ceramic cutting tools were used in the hard turning of the hardened workpieces (AISI 4340). They investigated the conditions that can provide the best results for the Ra and the tool wear as a result of the turning operation. The results gave the best tool life in machining the cylindrical part by using the CBN cutting tool. However, a similar tool life was obtained in the hard turning of the workpieces having 4 and 8 channels on their surfaces by using the CBN and ceramic cutting tools. In terms of the Ra, better results were obtained on the Ra of the cylindrical workpieces having 4 and 8 channels on their surfaces machined using the CBN cutting tools [11]. Aouici et al., performed the hard-turning operation on AISI H11 steel hardened up to 40, 45, and 50 HRC. The effects of Vc, fn workpiece hardness, and ap on Ra and Fc components during the hard turning were studied experimentally. They used CBN cutting tools in the hard turning operation. As a result of these processes, they showed that the fn and the workpiece hardness had significant statistical effects on the Ra. They obtained the lowest Ra at high Vc and low fn. It was also seen that the fn and Fc affected by the ap by 56.77% and 31.50%, respectively [12]. Mandal et al., turned AISI 4340 steel using the ceramic cutting tool at different Vc, ap, and fn. Based on the average response and signal to noise ratio (SNR), they determined that the optimum Cp were the Vc of 280 m/min, the of 0.5 mm, and the fn of 0.12 mm/rev. They observed that the ap made the maximum contribution to the tool wear. They

formed the regression modeling of the tool wear and performed the reliability estimation as 95% [13]. As understood from the foregoing literature review, many studies have been conducted on the effect of the hardness of workpiece, the cutting tool material and the Cp on the Fc and Ra and these studies will continue for many years.

In this study, hot forged AISI 5140 steel used especially in automotive industry was used as the workpiece material. The aim of the present study was to investigate the effect of mechanical properties and machining parameters on the Fc and Ra as a result of the hard turning of the workpieces cooled at high cooling rates after hot forging.

2. EXPERIMENTAL STUDIES

2.1. Hot Forging, Microstructure, and Hardness

(Sıcak Dövme, Mikroyapı ve Sertlik)

AISI 5140 tempered steel was selected since it has a wide area of usage in the automotive sector and the carbon rate in its chemical composition is suitable for hardening. Table 1 shows the chemical composition of the AISI 5140 tempered steel used in the experiments.

For the forging process to be performed in a closed mold, the workpieces were turned in the diameter of 46.7 mm and the length of 250 mm. The prepared workpieces were heated at 1200 °C for 30 minutes in the induction heating system in order to obtain a homogeneous structure before the forging process. The heated workpieces were subjected to the forging process in a closed mold connected to an eccentric press. The diameter of the workpieces was reduced to 35 mm after the forging process and the final temperature of the workpieces before cooling was measured as 1150 \pm 20 °C. The workpieces, the temperatures of which were measured, were cooled in the oil and polymerized water. In order to obtain healthy results from the hardness, microstructural examinations and machining tests after the forging process, 1-2 mm surface layer were removed from the surfaces of the workpieces. The hardness values of the prepared workpieces were determined by using the Vickers hardness measurement method. The hardness was determined by applying a load of 1 kg (Hv1) via Buehler Micromet 5103 model device. For the microstructural examinations, the workpieces were etched with 2% nital solution and their surfaces were then cleaned with alcohol. Microstructural examinations were performed using Nikon ECLIPSE L150 optical microscope. Images in different sizes were taken from different regions of the workpieces in order for the microstructural images to represent the whole microstructure.

Table 1. The chemical composition of AISI 5140 tempered steel used in the experimental study (wt. %).

	Elements											
	C	Si	Mn	P	S	Cr	Mo	Ni	Al	Cu	Sn	V
Wt%	0.418	0.52	1.37	0.008	0.058	0.144	0.025	0.068	0.016	0.175	0.017	0.099

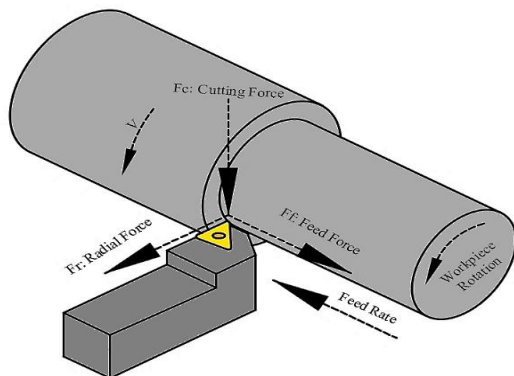
2.2. Machining Tests

The turning tests of the as-received AISI 5140 steel and the workpieces cooled in different media (oil and polymerized water) after the forging process were performed on a CNC turning centre at five different V_c , four different f_n and four different a_p under dry machining conditions. The machining parameters were chosen from the values specified in the catalogues of the cutting tool manufacturers. Table 2 shows the C_p used in the turning tests.

Table 2. The C_p used in the turning tests.

Workpiece	C_p		
	V_c , mm/min	f_n , mm/rev	a_p , mm
As-Received	120		
Oil Cooled	150	0.04	0.4
Polymerized	180	0.08	0.6
Water	210	0.12	0.8
Cooled	240	0.16	1

In the turning operation, the $Al_2O_3/TiCN-TiN$ coated ceramic cutting tool by using PVD method in KY4400 quality group in the form of the WNGA 080404T01020 was selected. A DWLNR 2525 M08 KC04 tool holder appropriate to the indexable inserts used in the turning operations was used. During the turning tests, the F_c were measured using Kistler 9257 B force dynamometer which can measure three force components mounted on the turret of the CNC turning centre. Figure 1 schematically shows three force components during the cutting process. During the turning operation, they were determined by taking the averages of the force values obtained from the data transferred to Dynoware software. The roughness measurements on the surfaces obtained as a result of turning the test workpieces were performed with Mitutoyo Surftest 211 device. In the measurements, R_a values were calculated by taking the arithmetic mean of three values taken in parallel to the axis of the test workpieces.

**Figure 1.** Three force components during the turning operation.

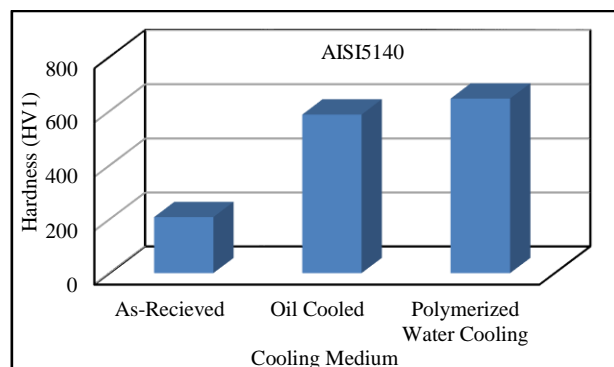
3. EXPERIMENTAL RESULTS AND DISCUSSIONS

3.1. Microstructure and Hardness

Figure 2 shows the optical microscope images of the as-received AISI 5140 with the workpieces cooled in different media after hot forging.

When the image obtained from the as-received AISI 5140 steel was examined, it is seen that it is composed of ferrite and perlite phases in different sizes, Figure 2a. When examining the images obtained after the cooling of AISI 5140 steel, whose as-received microstructure was ferrite and perlite, in the oil and polymerized water after hot forging, the formation of a martensite structure was observed (Figure 2.b,c). This points out that the critical cooling rate of AISI 5140 steel lower than the cooling rate in oil and polymerized water. The alloy elements in the steel affects the critical cooling rate of the steel. Alloying elements shift the CCT and TTT diagrams to longer times, permitting to obtain all martensitic [14].

Figure 3 shows the hardness test results. The hardness value of the as-received AISI 5140 steel was measured as 208 Hv1 while the hardness values of the workpieces cooled in the oil and polymerized water were measured as 587 Hv1 and 646 Hv1, respectively. It shows that the workpiece cooled in the polymerized water had the highest hardness value. This was associated with the fact that the cooling rate in the polymerized water was higher than the cooling rate in the oil. Oil or water quenching leads to a formation of martensite phase which is very hard phase and increase the hardness [15].

**Figure 3.** Vickers hardness value (VHV) of the workpieces of AISI 5140 steel cooled in different media (as-received, in the oil, and in the polymerized water) after forging.

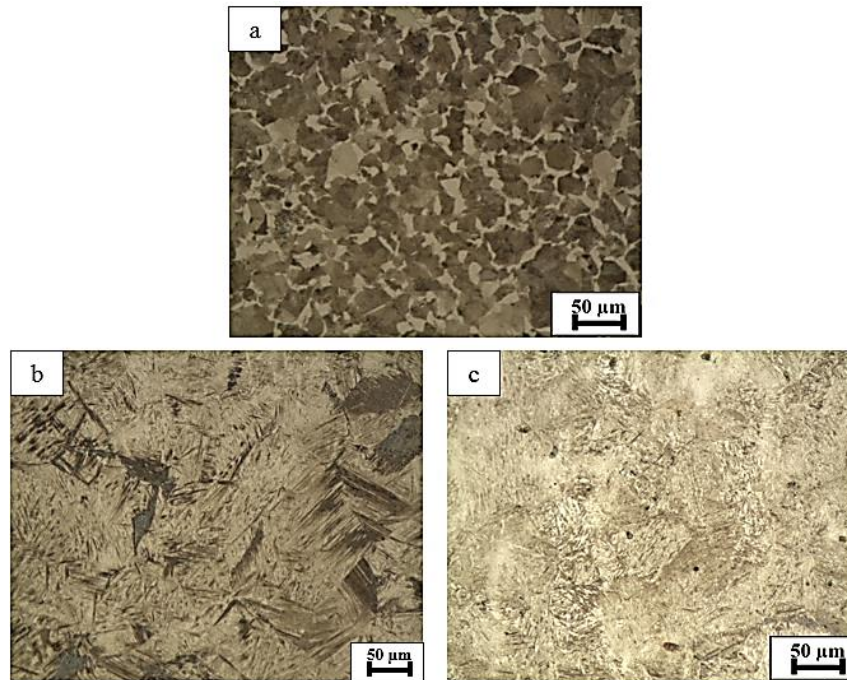


Figure 2. Optical microscope images taken from AISI 5140 steel; (a) as-received, (b) oil, (c) polymerized water.

3.2. Cutting Forces

Figures 4 a, b, and c show the change of the main F_c depending on different C_p during the turning operation of the as-received AISI 5140 steel and the workpieces, cooled in different media (in the oil and polymerized water), using the coated ceramic tool.

Figure 4.a shows the main F_c obtained during turning of all the workpieces. While the main F_c for the as received AISI 52140 steel was 136.86 N at 120 m/min V_c , it decreased at the rate of 14,38% (117.18N) when the V_c is increased up to 180 m/min. When the V_c increased from 180 m/min to 240 m/min, the main F_c showed an increase of 15.78% (135.67 N). The main F_c of the workpieces cooled in the oil and polymerized water after the forging operation were measured as 239.40 N and 254.66 N at 120 m/min V_c . A slight decrease was observed at the rates of 25,18% (179.11 N) and 23,95% (193.65 N), respectively in the F_c of the workpieces cooled in oil and polymerized water when the V_c increased from 120 m/min to 210 m/min. When the V_c increased from 210 m/min to 240 m/min, the main F_c of the workpieces cooled in the oil and polymerized water increase at the rates of 8.8% (194.88 N) and 18.44% (229.35 N), respectively. Due to the high friction coefficient between the cutting tool and the workpiece, higher F_c is obtained at low V_c . The increase temperature caus a decrease in the workpiece hardness in the region of the are removed chips as a result of the increased V_c allowed to remove chips from the material at lower F_c . As the V_c increases, the chip thickness and the F_c reduced. In addition, the decreasing of the F_c depended on the decrease in the contact area of the chip cutting tool and partially on the decrease in the shear strength in the yield region on the rake surface of the tool

partially along with the temperature increasing with the increased V_c [16]. It was an expected result that the F_c decreased with the increased V_c . However, especially the F_c of the workpieces cooled in the oil and polymerized water increased with the increase of V_c from 210 m/min to 240 m/min. Figure 5 shows this was observed to be caused by the plastic deformation, side edge, crater and notch wears occurring on the cutting tool as a result of high temperatures in the cutting region during the use of ceramic cutting tools.

Figure 4.b shows the main F_c obtained during the turning of the as-received AISI 5140 steel and the workpieces cooled in the oil and polymerized water at four f_n (0.04, 0.08, 0.12, and 0.16 mm/rev), constant V_c (180 m/min), and constant a_p (0.6 mm). The F_c of the as-received AISI 5140 and the workpieces cooled in the oil and polymerized water after hot forging at the f_n of 0.04 mm/rev were measured as 117.18 N, 181.43 N, and 198.86 N, respectively. The F_c increased gradually as the f_n increased gradually from 0.04 mm/rev to 0.16 mm/rev. The F_c of the as-received AISI 5140 steel and the workpieces cooled in the oil and polymerized water at 0.16 mm/rev f_n increased at the rate of 149.94% (292.88 N), 82.63% (331.35 N), and 76% (350 N).

Figure 4.c shows the main F_c . The F_c in the turning of the as-received AISI 5140 material and the workpieces cooled in the oil and polymerized water at a_p of 0.4 mm were measured as 106.58 N, 131.28 N, and 154.53 N. The F_c increased at the rate of 80.06% (191.91 N), 149.18% (327.12 N), and 126.51% (350.03 N) in the tests in which the a_p was increased to 1 mm.

The increase in the f_n not only creates a dynamic effect on the F_c , and also results in larger sized chips. In addition, it results in an increase in the normal contact

stress in the chip contact tool rake surface. Therefore, the F_c increase with the increase in the f_n [17,18]. Similarly, the increase in the a_p caused an increase in the F_c . The increase in the a_p increased the contact length of the cutting tool and workpiece. The increase in the chip

amount caused the deformed metal volume to grow and the need for larger F_c to remove the stone becomes important [19,20]. Thus, the lowest F_c were obtained at 0.04 mm/rev f_n and 0.04 mm a_p .

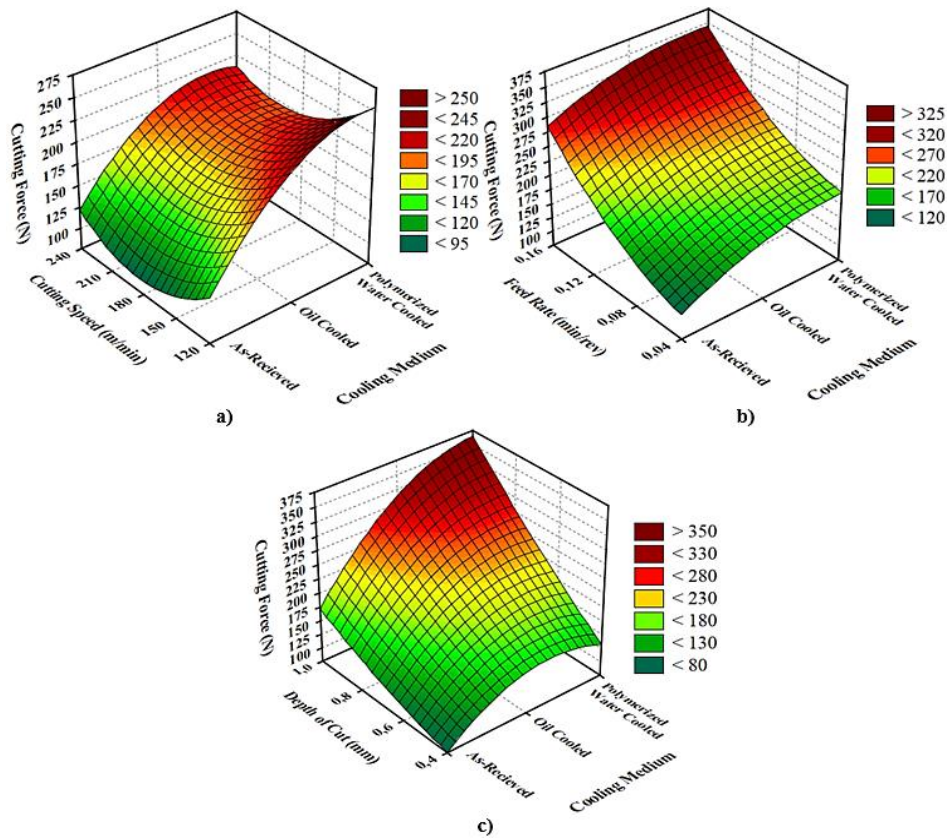


Figure 4. Changes in the main F_c of the as-received AISI 5140 steel and the workpieces cooled in oil and polymerized water after hot forging during the process with coated ceramic tool.

- a) $f=0.04$ mm/rev, $a=0.6$ mm,
- b) $V=180$ m/min, $a=0.6$ mm,
- c) $V=180$ m/min, $f=0.04$ mm/rev




Figure 5. SEM images of the cutting tools worn at maximum F_c and R_a during the machining of the workpieces cooled in the polymerized water.

- a) Figure 4-7.a. The image of the cutting tool worn at $V_c=240$ m/min,
- b) Figure 4-7.b. The image of the cutting tool worn at $f_n=0.16$ mm/rev,
- c) Figure 4-7.c. The image of the cutting tool worn at $a_p=1$ mm.

3.3. Cutting Force and Hardness

Figure 6 shows the correlation between the averages of the F_c and the hardness of the workpieces obtained as a result of the hard turning process at different C_p of AISI 5140 as-received material and the workpieces cooled in the oil and polymerized water after hot forging.

The lowest F_c was obtained at the average F_c of 127.6 N depending on the V_c of the as-received AISI 5140 material having a hardness value of 208 Hv1 and the microstructure composed of perlite/ferrite structures. The average F_c depending on the a_p and f_n increased at the rate of 12.54% and 57.42%, respectively based on F_c . With the presence of martensite in the workpiece cooled in the oil after hot forging, its hardness increased at rate of 182.2% compared to the as-received workpiece. With the increase of the hardness, the average F_c increased at the rate of 55.62% based on V_c in the workpiece cooled in the oil compared to the as-received workpiece and its

average F_c increased at the rate of 18.2% in terms of the a_p and f_n . The cooling rate of the workpiece cooled in the polymerized water was higher than the workpiece cooled in the oil. Since the cooling rate of the workpiece cooled in the polymerized water was higher, its hardness increased at the rate of 210.58% compared to the as-received workpiece during the formation of martensite microstructure. The F_c depending on the V_c of the workpiece cooled in the polymerized water increased at the rate of 71.40% compared to the as-received workpiece and its F_c increased at the rate of approximately 15,64% in terms of the a_p and f_n . The fact that the microstructure of the workpieces cooled at high cooling rates (in the oil and polymerized water) after hot forging compared to the as-received workpiece led them to have a martensitic structure and their hardness levels to increase. For this reason, the average F_c depending on the V_c , a_p , and f_n were affected in a directly proportional way to hardness.

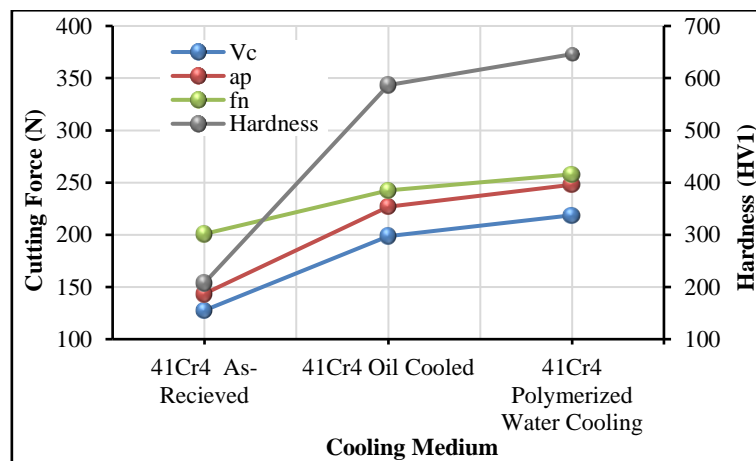


Figure 6. The correlation between the average main F_c and hardness.

3.3. Surface Roughness

Figures 7 a, b, and c show the R_a values obtained as a result of the hard turning operation of the as-received AISI 5140 material and the workpieces cooled in the oil and polymerized water after hot forging conducted using the coated ceramic tool in different C_p .

In this study, it was clearly observed that the R_a was higher at low V_c (120 m/min) and decreased when the V_c increased to 180 m/min for all machined workpieces. At 120 m/min V_c , the lowest R_a values were measured as 0.48 and 0.56 μm for the workpieces cooled in the oil and polymerized water; whereas, the highest roughness value was obtained as 0.78 μm for the as-received AISI 5140 (Figure 7.a). The R_a values of the as-received AISI 5140 material and the workpieces cooled in the oil and polymerized water at 180 m/min V_c were 0.53 μm , 0.39 μm , and 0.32 μm , respectively. The decreasing R_a values of the turned workpieces were lower at the rate of approximately 40% at 180 m/min V_c compared to the values measured at 120 m/min V_c . The decreasing R_a as a result of the increasing V_c from 120 m/min to 180 m/min can be explained with less built-up edge (BUE)

formation due to thermal softening at high temperature caused by the increasing V_c [21,22]. When the V_c reached to 210-240 m/min, an increasing tendency is seen in the R_a values. When the V_c increased from 180 m/min to 240 m/min, the R_a values of the as-received AISI 5140 steel and the workpieces machined after cooling in the oil and polymerized water after hot forging increased at the rates of 3.58%, 48.18%, and 87.64%. Figure 5 shows The fact that the R_a values increased again when the V_c reached to maximum values (210-240 m/min) can be explained by the decreased wear resistance of the cutting tool due to the rapid temperature increase in the cutting edge and thus it increase the wear.

Figure 7.b shows R_a values of the workpieces machined at four f_n (0.04, 0.08, 0.12, and 0.16 mm/rev), constant V_c (180 m/min), and constant a_p (0.6 mm). The R_a value was measured as 0.53 μm in as-received AISI 5140 material in the turning tests performed at 0.04 mm/rev f_n . The roughness values of the machined surfaces of the workpieces cooled in the oil and polymerized water under the same machining conditions decreased at the rates of 33.58% (0.39 μm) and 62% (0.33 μm). The R_a

values of the as-received AISI 5140 steel and the workpieces cooled in the oil and polymerized water increased at the rates of 256.4%, 478.68%, and 657.8% by increasing the f_n up to 0.16 mm/rev.

Figure 7.c shows the R_a values of the surfaces machined at constant V_c (180 m/min), constant f_n (0.04 mm/rev) and four a_p (0.4, 0.6, 0.8, and 1 mm). The roughness values of the surfaces of the as-received AISI 5140 and the workpieces cooled in oil and polymerized water machined at the a_p of 0.4 mm were measured as 0.65 μm , 0.51 μm , and 0.43 μm . As the a_p increased up to 0.6 mm, the average R_a values decreased at the rates of 22-29% in average. The R_a values of the as-received AISI 5140 and the workpieces cooled in the oil and polymerized water increased at the rates of 35.44%, 161.16%, and 257.70%. According to the test results, R_a value is increased with increasing in the f_n . This situation is in parallel with the literature studies [23]. The R_a values of the as-received AISI 5140 steel at 120-210 m/min V_c , 0.04-0.14 mm/rev f_n and 0.4-0.7 mm a_p were found to be higher than the R_a values of the workpieces cooled in the oil and polymerized water after forging process. This is

because the as-received AISI 5140 steel having ferrite and perlite microstructure was more ductile than the workpieces having martensitic microstructure cooled in the oil and polymerized water after hot forging. Furthermore, the increase in the hardness in the ranges of the C_p stated above affected positively the roughness values of the machined surfaces. In addition, when the microstructural images (Figure 2.a,b,c) are examined, the large ferrite/perlite grain sizes of the as-received AISI 5140 steel caused the formation of craters which are larger than the machined surfaces of the workpieces having martensitic microstructure cooled in the oil and polymerized water [22, 24, 26]. In the tests performed at the values higher than 210 m/min V_c , approximately 0.14 mm/rev f_n and 0.7 mm a_p , the roughness values of the machined surfaces showed an opposite situation. The reason for this is evaluated as the negative effects of the abrasion, forming in the cutting tool due to the high resistance forming by the workpieces with increasing hardness increased against cutting, on the R_a . In addition, the R_a values increased along with the increasing F_c [25].

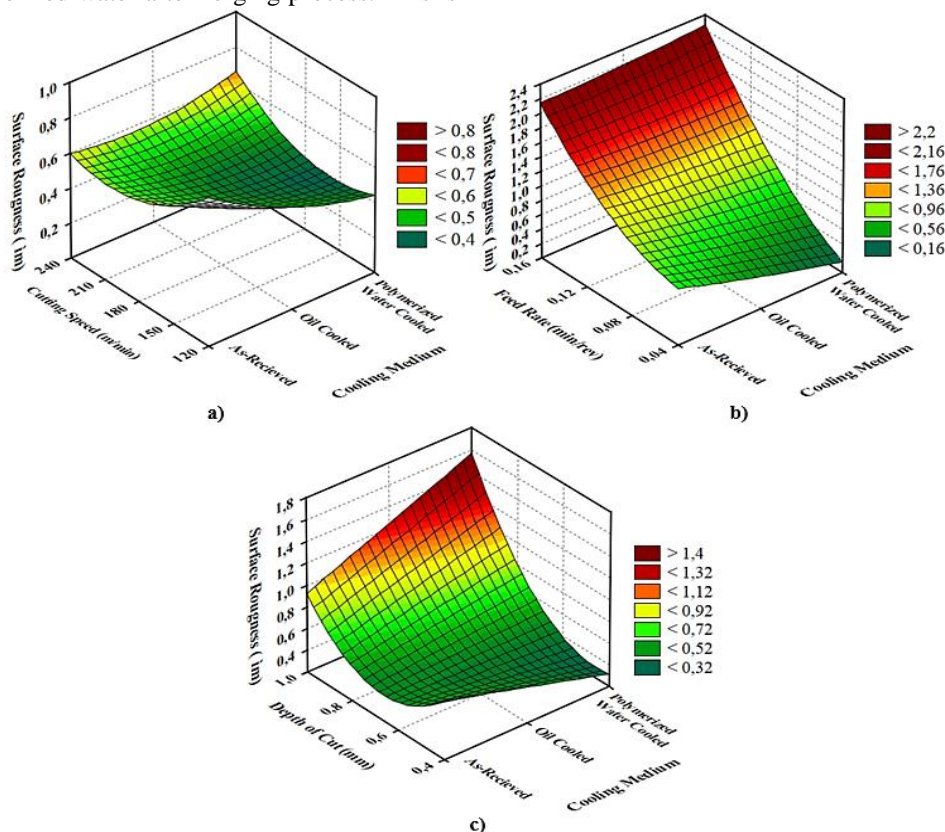


Figure 7. R_a values of the as-received AISI 5140 steel and the workpieces cooled in the oil and polymerized water after hot forging by using the coated ceramic tool.

- a) $f=0.04$ mm/rev, $a=0.6$ mm,
- b) $V=180$ m/min, $a=0.6$ mm,
- c) $V=180$ m/min, $f=0.04$ mm/rev.

4. CONCLUSIONS

In this study, the impress of the microstructure, hardness, and different Cp on Fc and Ra when turning as-received AISI 5140 steel and the workpieces cooled in different media (oil and polymerized water) after hot forging was investigated. In the tests conducted with turning method, the coated ceramic cutting tools were used. The results obtained in this study are summarized below:

- 1) It was observed that the microstructure of the as-received AISI 5140 steel had ferrite/perlite structures and its hardness was measured as 208 Hv1. Cooling in the oil and polymerized water having high cooling rates after hot forging operation caused the workpieces to have a martensitic microstructure. However, the fact that the cooling rate in the polymerized water was higher than the cooling rate in the oil led them to have the highest hardness (646 Hv1) value.
- 2) In all the turning tests, the increases in the hardness and the increase in the Fc were parallel in the workpieces with increasing hardness. In addition, while the most effective Cp in the increase of Fc was determined as fn, it was followed by the ap and Vc.
- 3) While the lowest Ra until the wear of the cutting tools in the turning tests was obtained in the workpieces cooled in the oil and polymerized water in direct proportion to the hardness, the Ra of these two workpieces increased after the Cp when the wear of the cutting tool started.
- 4) It was observed during the turning operation of the workpieces with increasing hardness that the wear started in the cutting tool and the cutting tool lost its cutting capability as the Vc, fn and ap increased.

ACKNOWLEDGEMENTS

This work was supported by the Karabük University Scientific Research Projects Coordination Unit (Project Number: KBÜ-BAP-16/1-DR-169).

REFERENCES

- [1] Hu C.L., Zhao Z., Gong A.J., Shi W.B., "Effect of Warm Deformation Parameters and Cooling Rates on the Recrystallization Transformation Microstructure in 40Cr Steel", *Journal of Materials Engineering and Performance*, 24: 505-516, (2015).
- [2] Ceschini L., Marconi A., Martini C., Morr A., Schino A., "Tensile and Impact Behaviour of A Microalloyed Medium Carbon Steel: Effect of The Cooling Condition and Corresponding Microstructure", *Materials & Design*, 45: 171-178, (2013).
- [3] Ulas H.B., Bilgin M., Sezer M.B., Özkan M.T., "Performance of Coated and Uncoated Carbide/Cermet Cutting Tools During Turning", *Materials Testing* 60: 893-901, (2018).
- [4] Özkan M.T., "Surface roughness during the turning process of a 50CrV4 SAE 6150 steel and ANN based modeling", *Materials Testing* 57: 889-896, (2015).
- [5] Shalaby M.A., El Hakim M.A., Abdelhameed M.M., Krzanowski J.E., Veldhuis S.C. Dosbaevad G.K., "Wear Mechanisms of Several Cutting Tool Materials in Hard Turning of High Carbon-Chromium Tool Steel", *Tribology International*, 70: 148-154, (2014).
- [6] Tang L., Cheng Z., Huang J., Gao C., Chang W., "Empirical Models For Cutting Forces in Finish Dry Hard Turning of Hardened Tool Steel at Different Hardness Levels", *The International Journal of Advanced Manufacturing Technology*, 76:691-703, (2015).
- [7] Bartarya G., Choudhury S.K., "State of The Art in Hard Turning", *International Journal of Machine Tools and Manufacture*, 53: 1-14, (2012).
- [8] Meddour L., Yallese M.A., Khattabi R., Elbah M., Boulanouar L., "Investigation and Modeling of Cutting Forces and Surface Roughness When Hard Turning of AISI 52100 Steel With Mixed Ceramic Tool: Cutting Conditions Optimization", *The International Journal of Advanced Manufacturing Technology*, 77: 1387-1399, (2015).
- [9] Bouacha K., Yallese M.A., Mabrouki T., Rigal J.F., "Statistical Analysis of Surface Roughness and Cutting Forces Using Response Surface Methodology in Hard Turning of AISI 52100 Bearing Steel With CBN Tool", *International Journal of Refractory Metals and Hard Materials*, 28: 349-361, (2010).
- [10] Grzesik W., Wanat T., "Comparative Assessment of Surface Roughness Produced by Hard Machining With Mixed Ceramic Tools Including 2D and 3D Analysis", *Journal of Materials Processing Technology*, 169: 364-371, (2005).
- [11] Oliveira A.J., Diniz A.E., Ursolino D.J., "Hard Turning in Continuous and Interrupted Cut With PCBN and Whisker-Reinforced Cutting Tools", *Journal of Materials Processing Technology*, 209: 5262-5270, (2009).
- [12] Aouici H., Yallese M.A., Chaoui K., Mabrouki T., Rigal J.F., "Analysis of Surface Roughness and Cutting Force Components in Hard Turning With CBN Tool: Prediction Model and Cutting Conditions Optimization", *Measurement*, 45: 344-353, (2012).
- [13] Mandal N., Doloi B., Mondal B., Das R., "Optimization of Flank Wear Using Zirconia Toughened Alumina (ZTA) Cutting Tool: Taguchi Method And Regression Analysis", *Measurement*, 44: 2149-2155, (2011).
- [14] Özlü B., Demir H., Türkmen M., Gündüz S., "Microstructure and Hardness Properties of Hot Forged 30MnVS5 Steel Cooled in Different Mediums", *2nd International Conference on Engineering Technology and Applied Sciences* Cluj Napoca Technical University, Romania, 9-12, (2017).
- [15] Kaynar A., Gündüz S., Türkmen S., "Investigation on the behaviour of medium carbon and vanadium microalloyed steels by hot forging test", *Materials and Design*, 51: 819:825, (2013).
- [16] Selvaraj D.P., Chandramohan P., Mohanraj M., "Optimization of Surface Roughness, Cutting Force and Tool Wear of Nitrogen Alloyed Duplex Stainless Steel in A Dry Turning Process Using Taguchi Method", *Measurement*, 49: 205-215, (2014).
- [17] Thakur D.G., Ramamoorthy B., Vijayaraghavan L., "Study on The Machinability Characteristics of Superalloy Inconel 718 During High Speed Turning", *Materials & Design*, 30: 1718-1725, (2009).
- [18] Yallese A.M., Chaoui K., Zeghibb N., Boulanouar L., Rigal J.F., "Hard Machining of Hardened Bearing Steel

- Using Cubic Boron Nitride Tool”, *Journal of Materials Processing Technology*, 209: 1092-1104, (2009).
- [19] Lima J.G., Avila R.F., Abrao A.M., Faustino M., Davimb J. P., “Hard Turning: AISI 4340 High Strength Low Alloy Steel and AISI D2 Cold Work Tool Steel”, *Journal of Materials Processing Technology*, 169: 388-395, (2005).
- [20] Bouchelaghem H., Yaltese M.A., Mabrouki T., Amirat A., Rigal J.F., “Experimental Investigation and Performance Analyses of CBN Insert in Hard Turning of Cold Work Tool Steel (D3)”, *Machining Science and Technology*, 14: 471-501, (2010).
- [21] Ferreira R., Carou D., Lauro C.H., Davim J.P., “Surface Roughness Investigation in the Hard Turning of Steel Using Ceramic Tools”, *Materials and Manufacturing Processes*, 31: 648-652, (2016).
- [22] Palanisamy D., Senthil P.b, “A Comparative Study on Machinability of Cryo-Treated and Peak Aged 15Cr5Ni Precipitation Hardened Stainless Steel”, Measurement, 116: 162-169, (2018).
- [23] Özkan M.T., Ulaş H.B., Bilgin M., “Experimental Design And Artificial Neural Network Model For Turning The 50CrV4 (SAE 6150) Alloy Using Coated Carbide/Cermet Cutting Tools”, *Mater. Tehnol.*, 48: 227-236, (2014).
- [24] Liu K., Shan Y., Yang Z., Liangj., Lu L., Yang K., “Effect of Heat Treatment on Prior Grain Size and Mechanical Property of a Maraging Stainless Steel”, *Journal of Materials Science & Technology*, 22:769-774, (2006).
- [25] Ulaş H.B., “Experimental Determination of Cutting Forces and Surface Roughness when Turning 50CrV4 Steel (SAE 6150) and Modelling with the Artificial Neural Network Approach”, *Transactions of the Indian Institute of Metals*, 67: 867-879, (2014).
- [26] Kumar KV., Choudhury S.K., “Investigation of tool wear and cutting force in cryogenic machining using design of experiments”, *Journal of Materials Processing Technology*, 203: 95-101 (2008).