



## AN IMPROVED WIENER MODEL FOR SYSTEM IDENTIFICATION

Selçuk METE<sup>1,\*</sup> , Hasan ZORLU<sup>2</sup> , Şaban ÖZER<sup>2</sup> 

<sup>1</sup>Department of Network Management Center, Turk Telekom A.S., 38030, Kayseri, Turkey.

<sup>2</sup>Department of Electrical-Electronic Eng., Erciyes University, 38039, Kayseri, Turkey

### ABSTRACT

Wiener block structure is formed by cascade of linear and nonlinear models. A novel and improved Wiener model structure for system identification area is proposed in this study. In proposed Wiener model, Finite Impulse Response (FIR) model is used as linear part and Soft Switching based Hybrid (SSH) model is used as nonlinear part. The SSH structure consists of a Second Order Volterra (SOV) nonlinear model, a Memoryless Polynomial (MP) nonlinear model, and a soft-switching part through a Neuro-Fuzzy (NF) network. In simulation studies, different types systems are identified by presented novel model. In addition to the mentioned identified systems, the performance of the improved model is also compared with Volterra model and Wiener models presented in the literature. Simulation results find out the success of the proposed model.

**Keywords:** System identification, Wiener, Hybrid model, Optimization.

## SİSTEM KİMLİKLENDİRME İÇİN GELİŞTİRİLEN BİR WIENER MODEL

### ÖZET

Wiener blok yapısı doğrusal ve doğrusal olmayan modellerin kaskad bağlanması ile oluşturulmaktadır. Bu çalışmada sistem kimliklendirme alanı için yeni ve geliştirilmiş bir Wiener model yapısı sunulmuştur. Önerilen yapıda, doğrusal kısım olarak Sonlu Darbe Cevaplı model, doğrusal olmayan kısım olarak Esnek Anahtarlama Temelli Hibrit (EATH) model kullanılmıştır. EATH yapısı, doğrusal olmayan ikinci derece bir Volterra model, doğrusal olmayan hafızasız bir polinom model ve bir bulanık sinir ağı temelli esnek anahtarlama mekanizmasından oluşmaktadır. Simülasyonlarda, önerilen model ile dört farklı sistem tipi kimliklendirilmiştir. İlave olarak, bu sistemleri kimliklendirmek için literatürde yeralan Volterra ve Wiener modellerde ayrıca kullanılarak önerilen modelin performansı ile karşılaştırılmıştır. Simülasyon sonuçları, önerilen modelin başarısını ortaya koymaktadır.

**Anahtar kelimeler:** Sistem kimliklendirme, Wiener, Hibrit model, Optimizasyon.

### 1. INTRODUCTION

System identification process begins with the selection of suitable input signals. So in our case one or several of coup, step, sinus or random signals are applied to system as input and output signal is recorded [1]. Since the main work of system identification is to obtain the best convenient and acceptable mathematical model to demonstrate the relations between the input, output and noise of a system. The behaviour of systems can be determined more clearly by using different models. It can be said that the performance of the model is detected by the convergence of the final solution and the real solution [2], and this mentioned model structure can be linear or nonlinear that shows the behaviour of most physical systems [3-12]. Many systems have nonlinear behaviours in real life. Since linear models are insufficient in the identification of such systems, nonlinear models are used [6-12]. The obtained parameters of the model are determined through some estimated or statistical methods. Another significant step of the identification procedure is estimation of the parameters correctly. In this step, the difference between the model's output and the system's output is determined. If the difference is wide another model structure is selected. If the difference is small, the obtained model can be used to identify and control the system [1].

Nonlinear block-oriented models are used to describe the nonlinear behaviour of the system over the entire range of operating conditions adequately, and the identified system is typically sectioned into linear and nonlinear blocks. Wiener model is a well-known block oriented model [13-19]. This model is obtained by cascade connecting of a linear block and nonlinear block, respectively [2]. The main motivation of using Wiener models is the computational effort related with the correct parameter

\* Sorumlu yazar / Corresponding author, e-posta / e-mail:

Geliş / Received: 12.04.2019 Kabul / Accepted: 08.06.2020 doi: 10.28948/ngumuh.553279

estimation and the low suitability for control design. So, many studies have been presented on the parameters estimation of nonlinear systems [16,17]. Wiener model is used because of both its usefulness and its ability to effectively predict a wide nonlinear process [18-20]. Wiener model applied in a variety of fields, such as chemical studies [21], biological systems [22], control of electrical systems [23], biomedical engineering [24], wireless mobile communications [25], model predictive control (MPC) [26-32], pH processes [33], signal processing [34]. In addition, the Wiener structure is used frequently in control, particularly in advanced MPC. MPC studies based on Wiener models can be effectively applied to multivariable processes that have many inputs and outputs, and for processes that have difficult dynamic properties [26-32].

Generally, MP (Memoryless Polynomial) or SOV (Second Order Volterra) model as a nonlinear part and FIR or IIR (Infinite Impulse Response) linear model as a linear part is used in Wiener models [13-19, 35-40]. Most of the studies in literature, MP representation is preferred for nonlinear parts of block oriented structure because of its flexibility and simple usage [2, 16]. In addition to these advantages MP also decreases the number of parameters to be determined, therefore decreases computational complexity and convergence time of the Wiener block model. However once SOV model is used instead of MP model, identification performances of block models increases [38, 41].

In the last decade, many applications of soft computing techniques have been used to solve the problems in many areas like neural networks (NN) and fuzzy inference system (FIS) [42]. Neural network and FIS have robust learning and adaptation capabilities to solve linear or nonlinear problems. Neuro-Fuzzy (NF) system which integrates both NN and FIS has the potential to combine the advantages of NN and FIS in a single structure [43-45]. Thus, NF systems can be used as very powerful tools for identification areas. In literature there are various studies about NF based on Wiener [31, 40, 46-49] model types applied to system identification.

The main motivation of this study is to propose a robust and successful model structure. At this point authors designed an original Wiener model by combining linear FIR model and nonlinear Soft Switching Based Hybrid (SSH) model in which different types of memory and memoryless nonlinear models are used that previously proven Wiener block models in literature. The structure of the proposed Wiener model is shown in Figure 5. The SSH structure consists of a SOV nonlinear model, a MP nonlinear model, and a soft-switching mechanism through a NF network. Soft switching mechanism in SSH model increases the success of block model by selecting the best results of both nonlinear model outputs. This is due to enhanced features; the proposed Wiener model is a new block model different from the other models in literature.

## 2. WIENER MODEL TYPES

### 2.1. Wiener model with FIR and MP

In this Wiener model's structure, FIR model and MP model are used as a linear and nonlinear block, respectively. This block model is illustrated in figure 1 [13-19, 35, 36]

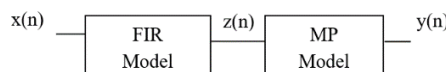


Figure 1. Wiener model with FIR-MP

FIR model [50,51] output;

$$z(n) = \sum_{k=0}^m a_k x(n-k) \tag{1}$$

$m$  is model length, MP model output [52,53];

$$y(n) = \sum_{l=1}^p c_l z^l(n) \tag{2}$$

where  $p$  is MP model length [13-19, 35, 36].

### 2.2. Wiener model with FIR and SOV

In this Wiener model's structure, FIR model and SOV model are used as a linear and nonlinear block, respectively. This block model is illustrated in figure 2 [38].

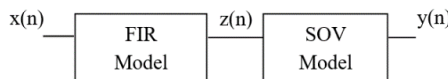


Figure 2. Wiener model with FIR-SOV

AN IMPROVED WIENER MODEL FOR SYSTEM IDENTIFICATION

FIR model output;

$$z(n) = \sum_{k=0}^m a_k x(n-k) \tag{3}$$

$m$  is model length. SOV model output [54,55];

$$y(n) = \sum_{i=0}^r h_i z(n-i) + \sum_{i=0}^r \sum_{j=0}^r q_{i,j} z(n-i)z(n-j) \tag{4}$$

$r$  is SOV model length [38].

3. NEURO-FUZZY (NF) NETWORK

Fuzzy logic is a popular computation system that is based on fuzzy IF-THEN rules, set theory and reasoning concepts. NF network is a fuzzy logic system that is developed by adaptable NF network framework. NF network is a combination of modelling uncertain features of fuzzy logic systems and learning ability of neural networks. Thus NF networks bring together the benefits of neural networks and fuzzy logic systems in one model. Fast and accurate learning, using data and expert knowledge together, and well generalization ability make the NF networks more popular in recent years [42-45, 56-58]

A typical NF network structure is shown in figure 3. In the above figure circle cells represent stable cells and square cells represent adaptive cells. For simplicity, the system has two inputs  $x$  and  $y$ , which can be considered as two canonical system. Sugeno’s model is the first and most demanding model because of its well applicability, computational efficiency and optimization problems [59,60].

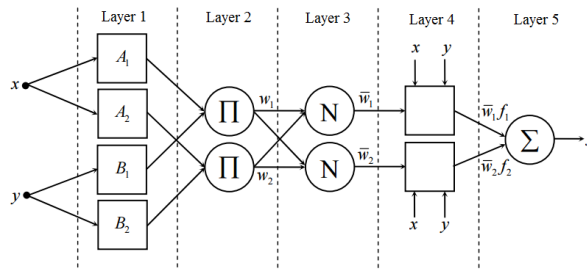


Figure 3. NF network structure

Since Sugeno’s fuzzy model allows composing fuzzy rules based on input-output data couples, first degree of Sugeno model is used as NF network. According to this model, IF-THEN rules of the system can be written as follows [56];

Rule 1: If  $(x, A_1)$  and  $(y, B_1)$  then  $f_1 = p_1x + q_1y + r_1$  (5)

Rule 1: If  $(x, A_2)$  and  $(y, B_2)$  then  $f_2 = p_2x + q_2y + r_2$  (6)

Here  $A_i$  and  $B_i$  define fuzzy sets and  $p_i, q_i$  and  $r_i$  define designed parameters. As seen in figure 3 NF network consists of 5 layers.

**Layer 1:** Each cell in this layer defines the cell function as;

$$O_{n,i} = \begin{cases} \mu_{A_i}(x), & i = 1, 2 \\ \mu_{B_{i-2}}(y), & i = 3, 4 \end{cases} \tag{7}$$

Here  $\mu_{A_i}(x)$  and  $\mu_{B_{i-2}}(y)$  shows fuzzy membership functions,  $O_{n,i}$ , represents  $i$ . Output of  $n$ . layer. Data from this layer output is the blurred version of selected data of NF input through membership functions. These values define selected values’ membership degree of the sets. The membership function of the NF network presented in this study is as follows;

generalized bell  $(x; a, b, c) = \frac{1}{1 + \left| \frac{x-c}{a} \right|^{2b}}$  (8)

$\{a, b, c\}$  parameters that change the shape of membership function is named as rest parameters.

S. Mete, H. Zorlu, S. Özer

**Layer 2:** Each cell in this layer performs AND process in input signals (in fuzzy IF-THEN rules). So, trigger force of each rule can be calculated. Here fuzzy AND corresponds to multiplication process:

$$O_{2,i} = w_i = \mu_{A_i}(x)\mu_{B_i}(y) \quad , i = 1, 2 \tag{9}$$

**Layer 3:**  $i$  cell in this layer finds the trigger rate of  $i$  rule to sum of all trigger forces. So the  $i$  rule of trigger force is normalized:

$$O_{3,i} = \tilde{w}_i = \frac{w_i}{\sum_{i=1}^2 w_i} = \frac{w_i}{w_1 + w_2} \quad , i = 1,2 \tag{10}$$

Here every  $\tilde{w}_i$  is described as normalized trigger force of  $i$  rule.

**Layer 4:** Each cell in this layer has the following cell function:

$$O_{4,i} = \tilde{w}_i f_i = \tilde{w}_i (p_i x + q_i y + r_i) \quad , i = 1, 2 \tag{11}$$

Here  $\tilde{w}_i$  is the output of layer 3. Parameter set of this layer is named as  $\{p_i, q_i, r_i\}$  result parameter.

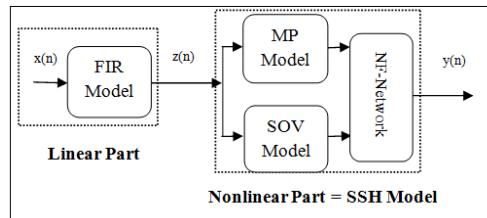
**Layer 5:** The sole cell in this layer calculates the sum of all signals and sends to output. This can be described as [56];

$$O_5 = f = \sum_{i=1}^2 \tilde{w}_i f_i = \frac{w_1 f_1 + w_2 f_2}{w_1 + w_2} \tag{12}$$

During training, rest parameters in layer 1 and result parameters in layer 4 are adjusted until the NF network produce the desired response. In this study, in NF network training (parameter optimization) Levenberg-Marquardt algorithm [61, 62] is used [56].

#### 4. PROPOSED WIENER MODEL

Proposed Wiener model is shown in figure 4. In inner structure of the model, FIR model and SSH model are used as linear and nonlinear part, respectively. The SSH structure consists of a SOV nonlinear model, a MP nonlinear model, and a NF network which uses output of the SOV model and the MP model to compute the Wiener model output.



**Figure 4.** Proposed Wiener model

Soft switching mechanism of the system is a Sugeno typed NF network with first degree 2 input and 1 output. In each input of the network, there are 2 generalized bell typed membership function (13) and in output there is a linear membership function (14) [63-66].

$$\mu_{jk}(u) = \frac{1}{1 + \left| \frac{u - a_{jk}}{b_{jk}} \right|^{2c_{jk}}} \quad , (j= 1, \dots, 10 ; k=1,2) \tag{13}$$

$$z_t(u_1, u_2) = d_{t1}u_1 + d_{t2}u_2 + d_{t3} \quad , (t= 1, \dots, 10) \tag{14}$$

In above equations  $a_{jk}$  is sigma of membership function,  $b_{jk}$  is dispersion of membership function,  $c_{jk}$  is center of membership function and  $d_t$  is the  $t$  th consequence of fuzzy rule. These parameters are used to adapt the type of membership functions.  $M_{jk}$  is the  $j$  th antecedent membership function of the  $k$  th input, and  $z_t$  is the consequent membership function of the  $t$  th rule. Rule base of the system consists of 10 rules that is the combination of inputs and the membership functions of these inputs. If  $x_1, x_2$  represent 2 inputs of NF network and  $y$  represents output of NF network, the rule base of the NF network is as;

AN IMPROVED WIENER MODEL FOR SYSTEM IDENTIFICATION

$$1) \text{ If}(x_1 \in M_{11}) \& (x_2 \in M_{12}) \text{ then} \tag{15}$$

$$z_1 = d_{11}x_1 + d_{12}x_2 + d_{13}$$

$$2) \text{ If}(x_1 \in M_{21}) \& (x_2 \in M_{22}) \text{ then} \tag{16}$$

$$z_2 = d_{21}x_1 + d_{22}x_2 + d_{23}$$

$$3) \text{ If}(x_1 \in M_{31}) \& (x_2 \in M_{32}) \text{ then} \tag{17}$$

$$z_3 = d_{31}x_1 + d_{32}x_2 + d_{33}$$

⋮

$$10) \text{ If}(x_1 \in M_{101}) \& (x_2 \in M_{102}) \text{ then} \tag{18}$$

$$z_4 = d_{101}x_1 + d_{102}x_2 + d_{103}$$

the NF network’s parameters are optimized by using the hybrid learning optimization algorithm that combines the gradient method and the least squares estimate [63]. The NF network’s output is the weighted average of rule outputs [63-66]. Weighted factor of each rule  $w_i$  is calculated through the past membership functions. For this process, first input values are converted to fuzzy membership and then AND operator is applied this membership values. AND operator is equal to multiplication of input membership values. So, weighted factors of rules are calculated as;

$$w_1 = M_{11}(x_1). M_{12}(x_2) \tag{19}$$

$$w_2 = M_{21}(x_1). M_{22}(x_2) \tag{20}$$

$$w_3 = M_{31}(x_1). M_{32}(x_2) \tag{21}$$

⋮

$$w_{10} = M_{101}(x_1). M_{102}(x_2) \tag{22}$$

NF network’s output  $y$  can be obtained by calculating weighted average of rules when weighted factors are identified [63-66];

$$y = \frac{\sum_{i=1}^{10} w_i z_i}{\sum_{i=1}^{10} w_i} \tag{23}$$

5. SIMULATION STUDIES

The performance of Wiener model proposed in this paper is compared with known models in literature which are Wiener model with FIR-MP (in figure 1), Wiener model with FIR-SOV (in figure 2) and second order Volterra model. So, firstly, the optimization framework of known models are given in figure 5 for system identification. The identification processes for these known models are performed on unknown system. In simulations, white Gaussian noise and Chirp-type signals are used as  $x(n)$ , input signal, separately. The white Gaussian noise is shown in figure 6. The Chirp-type signal is given as  $x(n) = \sin[(\pi/3)[L/(L-1)][n/L-1]^5]$ ,  $n = 0, 1, \dots, L-1$ , and as shown in figure 7. These models that are used for identification to unknown systems are optimized by Recursive Least Square (RLS) algorithm [41, 67].

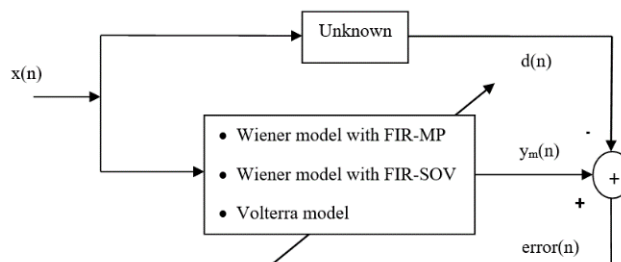


Figure 5. Optimization structure of system identification

Wiener model with FIR-MP ( $y_{m1}$ ), Wiener model with FIR-SOV ( $y_{m2}$ ) and second order Volterra model ( $y_{m3}$ ) are given below in equation (24), (25), (27) respectively. Equation (24) is obtained from equation (2) with  $p=3, m=1$ , equation (25) is obtained from equation (4) with  $r=1, m=1$  and equation (27) is obtained from equation (26) with  $r=1$ .

$$y_{m1}(n) = c_1[a_0x(n) + a_1x(n-1)] + c_2[a_0^2x^2(n) + a_0a_1x(n)x(n-1) + a_1a_0x(n-1)x(n) + a_1^2x(n-1)x(n-1)] + c_3[a_0^3x^3(n) + a_0^2a_1x^2(n)x(n-1) + a_1a_0^2x^2(n)x(n-1) + a_0a_1^2x(n)x^2(n-1) + a_1a_0^2x^2(n)x(n-1) + a_0a_1^2x(n)x^2(n-1) + a_0a_1^2x(n)x^2(n-1) + a_1^3x^3(n-1)] \quad (24)$$

$$y_{m2}(n) = h_0[a_0x(n) + a_1x(n-1)] + h_1[a_0x(n-1) + a_1x(n-2)] + q_{00}[a_0^2x^2(n) + a_0a_1x(n)x(n-1) + a_1a_0x(n-1)x(n) + a_1^2x^2(n-1)] + q_{01}[a_0^2x(n)x(n-1) + a_0a_1x(n)x(n-2) + a_1a_0x(n-1)x(n-1) + a_1^2x(n-1)x(n-2)] + q_{10}[a_0^2x(n-1)x(n) + a_0a_1x(n-1)x(n-1) + a_1a_0x(n-2)x(n) + a_1^2x(n-2)x(n-1)] + q_{11}[a_0^2x(n-1)x(n-1) + a_0a_1x(n-1)x(n-2) + a_1a_0x(n-2)x(n-1) + a_1^2x(n-2)x(n-2)] \quad (25)$$

SOV model [54,55];

$$y(n) = \sum_{i=0}^r h_i x(n-i) + \sum_{i=0}^r \sum_{j=0}^r q_{i,j} x(n-i)x(n-j) \quad (26)$$

$r$  is SOV model length [38].

$$y_{m3}(n) = h_0x(n) + h_1x(n-1) + q_{00}x(n)x(n) + q_{01}x(n)x(n-1) + q_{10}x(n-1)x(n) + q_{11}x(n-1)x(n-1) \quad (27)$$

Secondly, figure 6 infers the training and testing structure representing the optimization of the proposed Wiener model for system identification. The identification process for this model is performed on as unknown systems. In simulations, two different types of input signal are used; white Gaussian noise (in figure 7) and noiseless Chirp-type signal (in figure 8). The NF network uses the output of the SOV model and the MP model to compute the Wiener model output. This model is optimized with RLS and hybrid learning optimization algorithms.

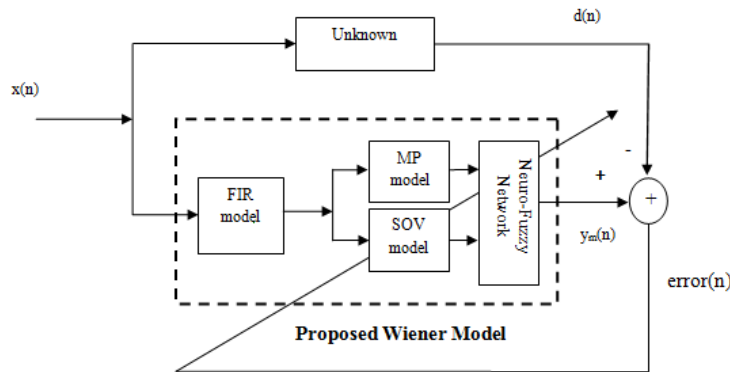


Figure 6. Training and testing of proposed Wiener model for adaptive optimization.

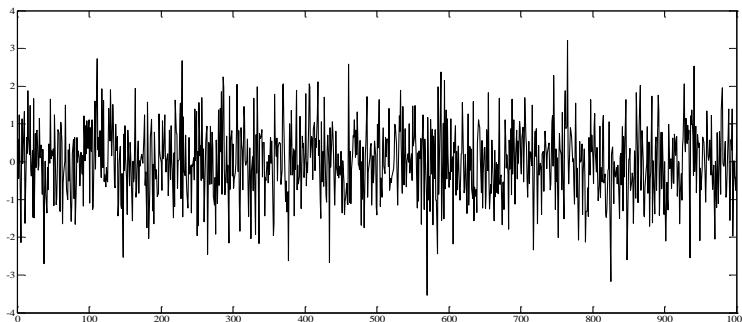


Figure 7. White Gaussian noise signal

AN IMPROVED WIENER MODEL FOR SYSTEM IDENTIFICATION

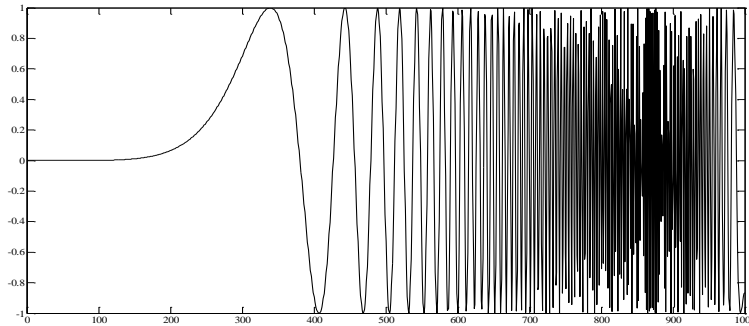


Figure 8. Noiseless Chirp-type signal

5.1. Example-I

A Wiener system (equation 29) is used as an unknown system in the structure of figure 5,6 [14].

The linear part,

$$z(n) = 0.75x(n) + 0.433x(n-1) + 0.5x(n-2) \tag{28}$$

and the memoryless nonlinearity of Wiener system,

$$d(n) = z(n) + z^2(n) \tag{29}$$

For White Gaussian noise input signal, MSE (Mean Square Error) and correlation results are given in table 1. Model outputs are shown in figure 9.

Table 1. MSE and correlation results

Model	MSE	Correlation
Volterra Model	0.98630	0.78526
Wiener Model with FIR-MP	0.98049	0.78541
Wiener Model with FIR-SOV	0.47824	0.91628
<b>Proposed Wiener Model</b>	<b>0.28106</b>	<b>0.94294</b>

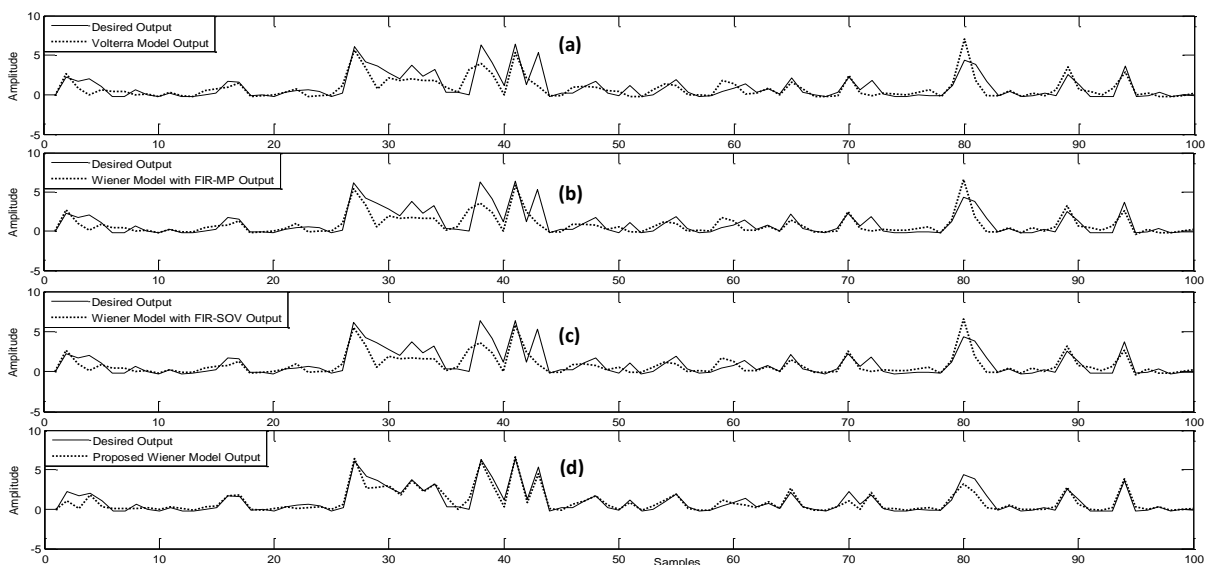
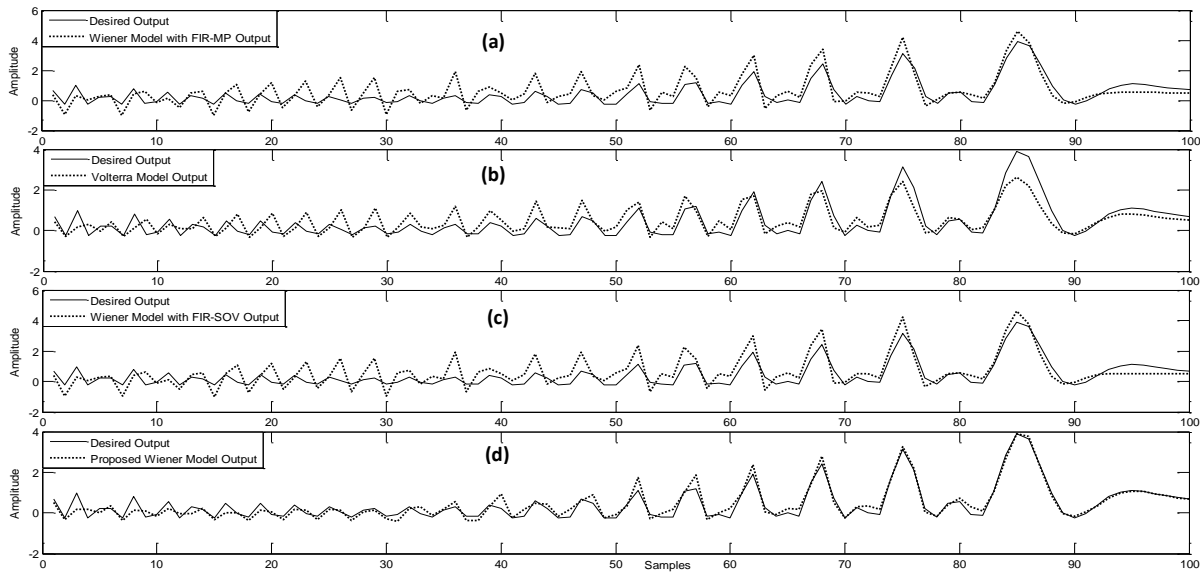


Figure 9. Simulation results [(a) Volterra model (b) Wiener model with FIR-MP (c) Wiener model with FIR-SOV (d) Proposed Wiener model]

For Chirp-type input signal, MSE and correlation results are given in table 2. Model outputs are shown in figure 10.

**Table 2.** MSE and correlation results

Model	MSE	Correlation
Wiener Model with FIR-MP	0.39486	0.83407
Volterra Model	0.22557	0.85223
Wiener Model with FIR-SOV	0.09758	0.93408
<b>Proposed Wiener Model</b>	<b>0.06176</b>	<b>0.95952</b>



**Figure 10.** Simulation results [ (a) Wiener model with FIR-MP (b) Volterra model (c) Wiener model with FIR-SOV (d) Proposed Wiener model ]

**5.2. Example-II**

A Hammerstein system (equation 31) is used as an unknown system in the structure of figure 5,6 [68]. The memoryless nonlinearity of Hammerstein system,

$$z(n) = x(n) + 0.5x^3(n) \tag{30}$$

and a linear component with the transfer function

$$H(z) = \frac{0.4 + 0.2z^{-1}}{1 + 0.8z^{-1} + 0.6z^{-2}} \tag{31}$$

For White Gaussian noise input signal, MSE and correlation results are given in table 3. Model outputs are shown in figure 11.

**Table 3.** MSE and correlation results

Model	MSE	Correlation
Volterra Model	0.53478	0.77142
Wiener Model with FIR-MP	0.43585	0.82348
Wiener Model with FIR-SOV	0.42313	0.82510
<b>Proposed Wiener Model</b>	<b>0.32238</b>	<b>0.87221</b>



AN IMPROVED WIENER MODEL FOR SYSTEM IDENTIFICATION

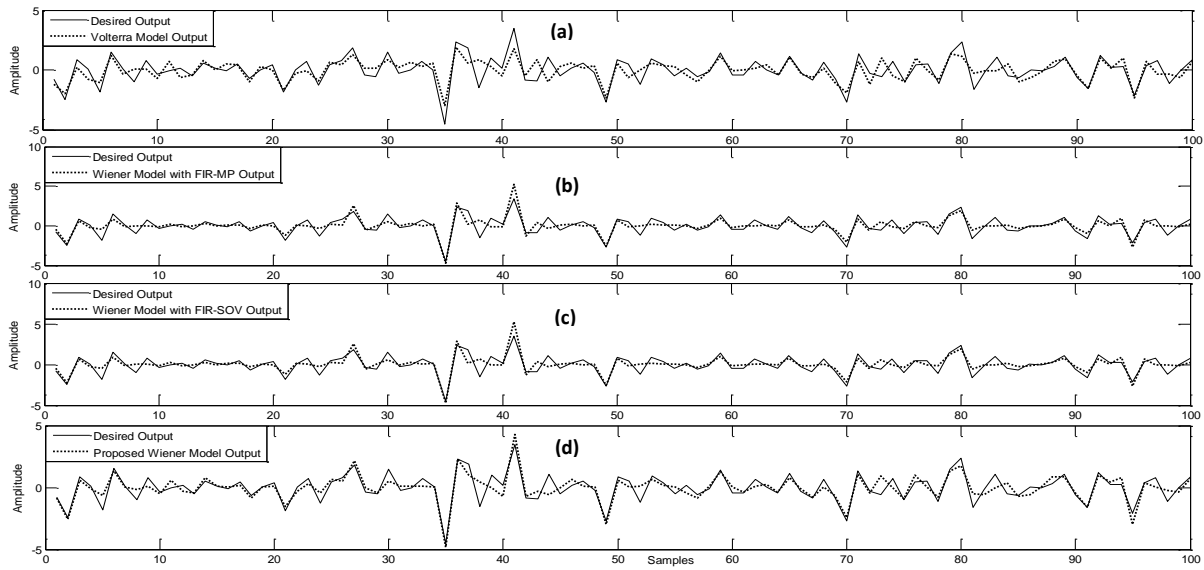


Figure 11. Simulation [ (a) Volterra model (b) Wiener model with FIR-MP (c) Wiener model with FIR-SOV (d) Proposed Wiener model ]

For Chirp-type input signal, MSE and correlation results are given in table 4. Model outputs are shown in figure 12.

Table 4. MSE and correlation results

Model	MSE	Correlation
Wiener Model with FIR-MP	0.12535	0.81874
Volterra Model	0.12427	0.82079
Wiener Model with FIR-SOV	0.08005	0.87279
<b>Proposed Wiener Model</b>	<b>0.07635</b>	<b>0.87860</b>

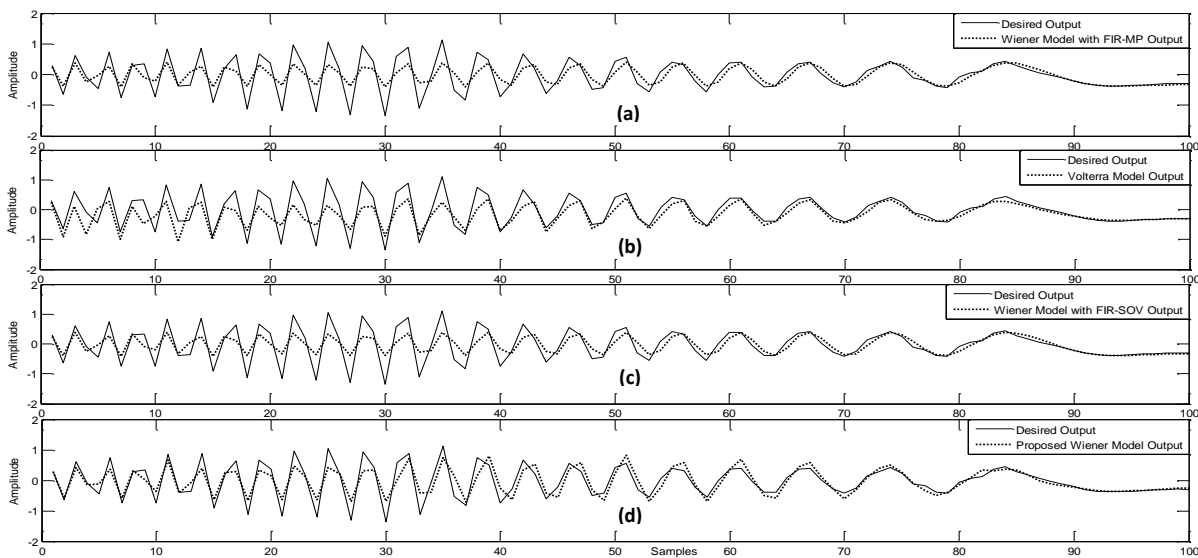


Figure 12. Simulation results [ (a) Wiener model with FIR-MP (b) Volterra model (c) Wiener model with FIR-SOV (d) Proposed Wiener model ]

**5.3. Example-III**

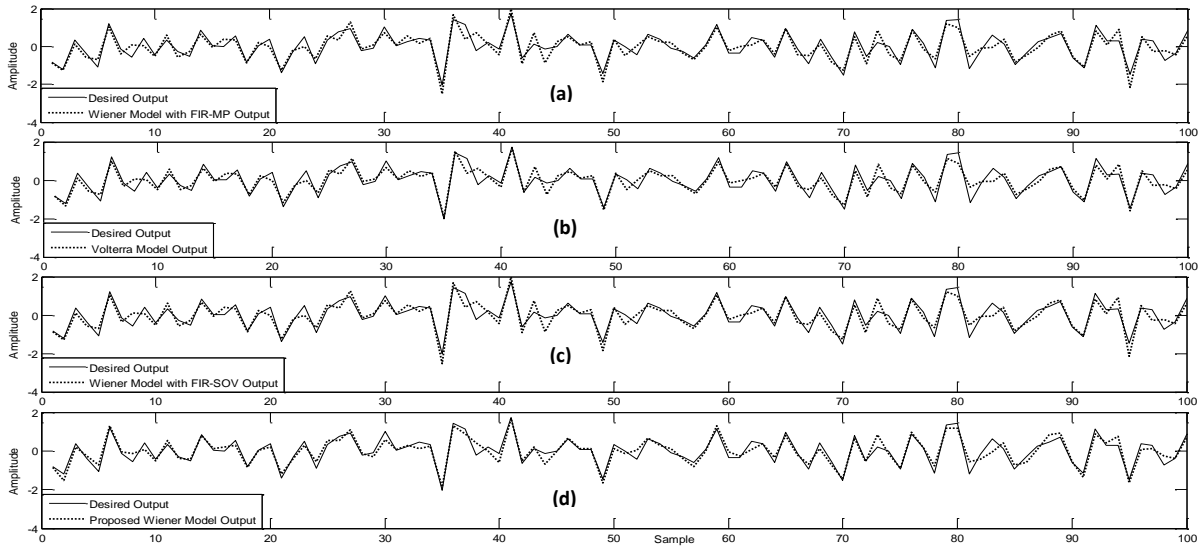
An ARMA system (equation 32) is used as an unknown system in the structure of figure 5,6 [69-73].

$$d(n)=0.7x(n)-0.4x(n-1)-0.1x(n-2)+0.25d(n-1)-0.1d(n-2)+0.4d(n-3) \tag{32}$$

For White Gaussian noise input signal, MSE and correlation results are given in table 5. Model outputs are shown in figure 13.

**Table 5.** MSE and correlation results

Model	MSE	Correlation
Wiener Model with FIR-MP	0.11292	0.89780
Volterra Model	0.10022	0.90236
Wiener Model with FIR-SOV	0.06813	0.93929
<b>Proposed Wiener Model</b>	<b>0.06218</b>	<b>0.94072</b>



**Figure 13.** Simulation results [ (a) Wiener model with FIR-MP (b) Volterra model (c) Wiener model with FIR-SOV (d) Proposed Wiener model ]

For Chirp-type input signal, MSE and correlation results are given in table 6. Model outputs are shown in figure 14.

**Table 6.** MSE and correlation results

Model	MSE	Correlation
Wiener Model with FIR-MP	0.11444	0.89375
Volterra Model	0.08841	0.90354
Wiener Model with FIR-SOV	0.06520	0.91946
<b>Proposed Wiener Model</b>	<b>0.06201</b>	<b>0.92257</b>

AN IMPROVED WIENER MODEL FOR SYSTEM IDENTIFICATION

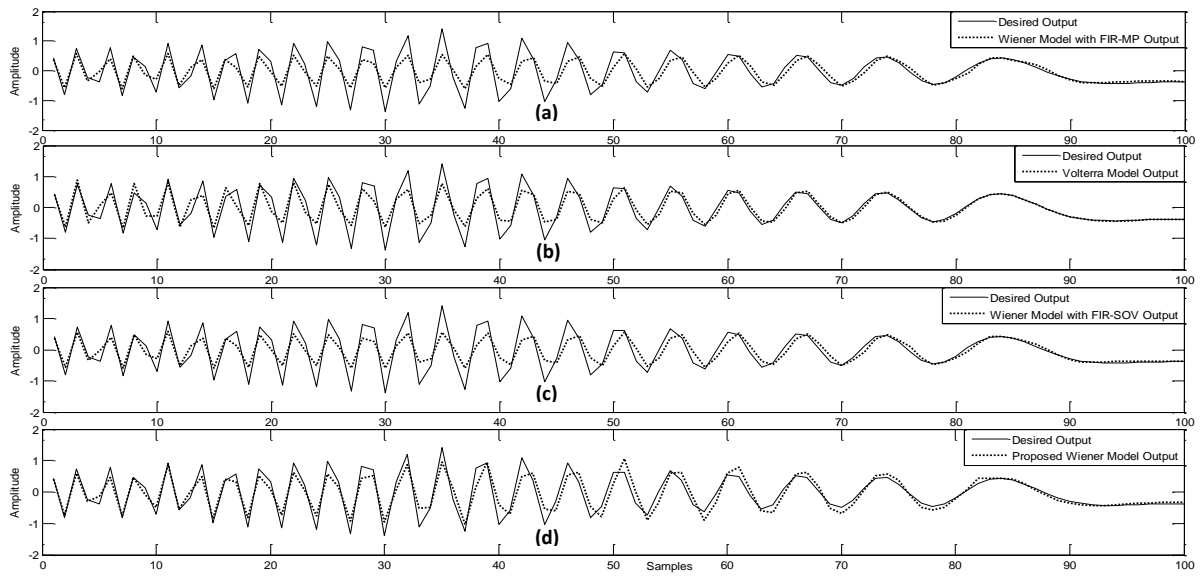


Figure 14. Simulation results [ (a) Wiener model with FIR-MP (b) Volterra model (c) Wiener model with FIR-SOV (d) Proposed Wiener model ]

5.4. Example-IV

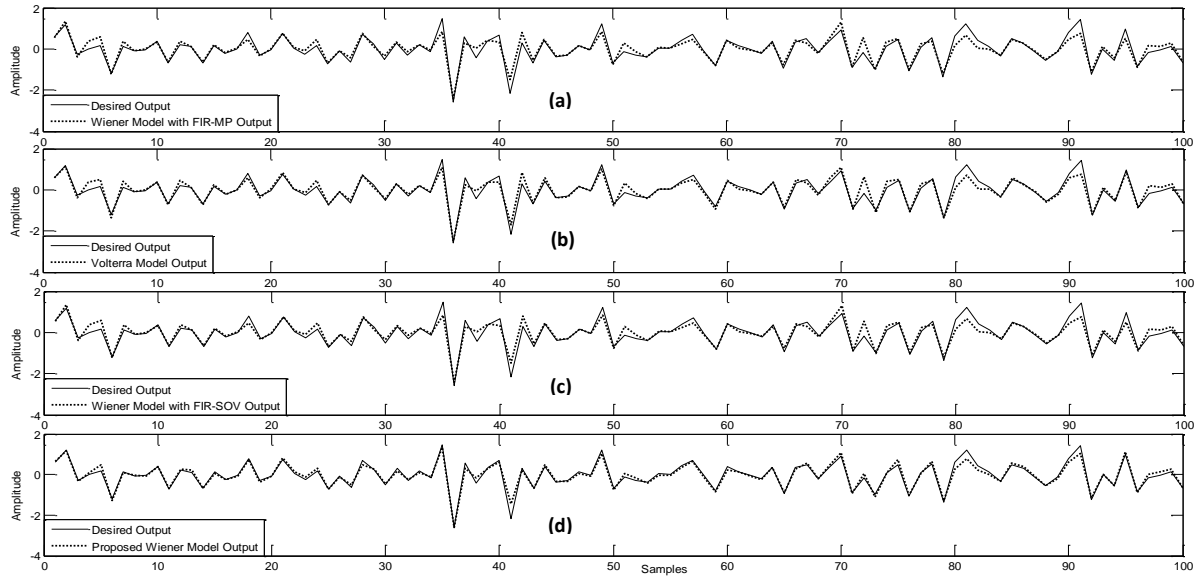
A Bilinear system (equation 33) is used as an unknown system in the structure of figure 5,6 [41,70-73].

$$d(n) = 0.25d(n-1) - 0.5d(n-1)x(n) + 0.05d(n-1)x(n-1) - 0.5x(n) + 0.5x(n-1) \tag{33}$$

For White Gaussian noise input signal, MSE and correlation results are given in Table 7. Model outputs are shown in figure 15.

Table 7. MSE and correlation results

Model	MSE	Correlation
Wiener Model with FIR-MP	0.05451	0.93877
Volterra Model	0.04456	0.94861
Wiener Model with FIR-SOV	0.02647	0.97267
<b>Proposed Wiener Model</b>	<b>0.02099</b>	<b>0.97664</b>

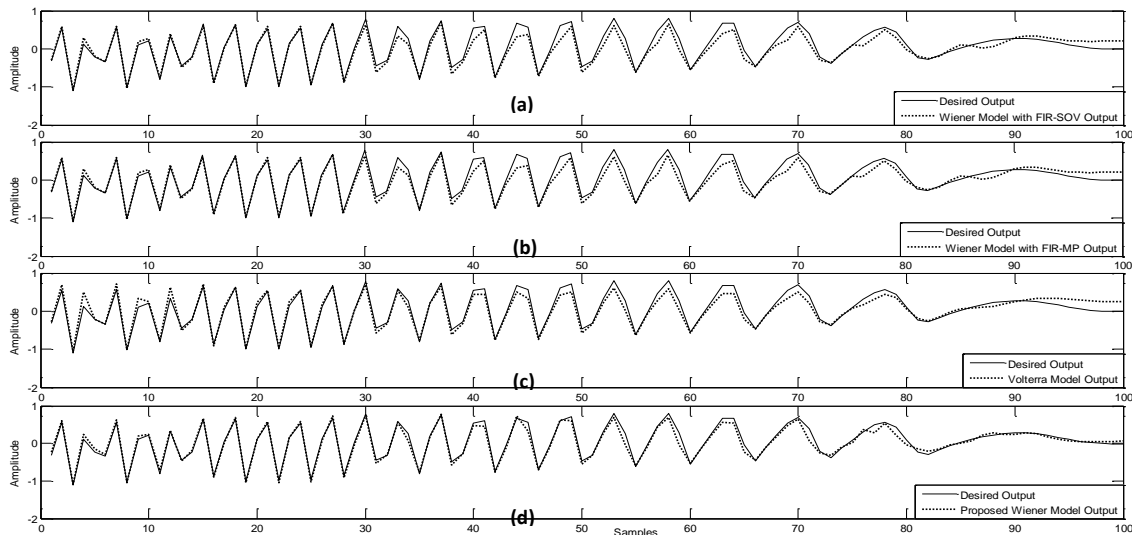


**Figure 15.** Simulation results [ (a) Wiener model with FIR-MP (b) Volterra model (c) Wiener model with FIR-SOV (d) Proposed Wiener model ]

For Chirp-type input signal, MSE and correlation results are given in Table 8. Model outputs are shown in figure 16.

**Table 8.** MSE and correlation results

Model	MSE	Correlation
Wiener Model with FIR-SOV	0.01971	0.96419
Wiener Model with FIR-MP	0.01908	0.96483
Volterra Model	0.01697	0.96742
<b>Proposed Wiener Model</b>	<b>0.00823</b>	<b>0.98365</b>



**Figure 16.** Simulation results [ (a) Wiener model with FIR-SOV (b) Wiener model with FIR-MP (c) Volterra model (d) Proposed Wiener model ]

According to results of all simulations, the proposed Wiener model is more successful in terms of MSE and correlation value compared to other models. In figures 9-16 and tables 1-8 the results are analysed.

## AN IMPROVED WIENER MODEL FOR SYSTEM IDENTIFICATION

## 6. CONCLUSIONS

This study aims to improve Wiener model for system identification area. Different from previous works in literature, in order to improve the Wiener model, FIR model is used as linear part, SSH model is used as nonlinear part. The SSH structure consists of a SOV nonlinear model, a MP nonlinear model, and a NF network. The NF network uses the information from the SOV model and the MP model to compute the Wiener model output.

System identification studies are carried out to determine the performance of proposed model. So, different structure unknown systems are identified with both proposed model and different type models. Proposed model has more complex structure compared to Volterra model, Wiener model with FIR-MP and Wiener model with FIR-SOV as disadvantage of the model but proposed model has a successful identification tool as advantage. According to MSE and correlation results, the systems can be identified with less error in proposed model compared to Volterra model, Wiener model with FIR-MP and Wiener model with FIR-SOV. In addition the author will try to identify real system problems in future studies.

## REFERENCES

- [1] S. Bagis, "System modelling by using artificial intelligence algorithms," M. S. thesis, Erciyes University, Kayseri, Turkey, 2009.
- [2] F. Guo, "A new identification method for wiener and hammerstein systems," Dissertation thesis, Karlsruhe University, Germany, 2004.
- [3] T. Schweickhardt and F. Allgower, "On system gains, nonlinearity measures, and linear models for nonlinear systems," *IEEE Transactions on Automatic Control*, vol. 54, pp. 62-78, 2009.
- [4] N.B. Hızır, M.Q. Phan, R. Betti and R.W. Longman, "Identification of discrete-time bilinear systems through equivalent linear models," *Nonlinear Dynamics*, vol. 69, pp. 2065-2078, 2012.
- [5] Ö. Erçin and R. Çoban, "Identification of linear dynamic systems using the artificial bee colony algorithm," *Turk J Elec Eng & Comp Sci.*, vol. 20, pp. 1175-1188, 2012.
- [6] X. Hong, R.J. Mitchell, S. Chen, C.J. Harris, K. Li and G.W. Irwin, "Model selection approaches for nonlinear system identification: a review," *International Journal of Systems Sci.*, vol. 39, pp. 925-946, 2008.
- [7] Ş. Özer and H. Zorlu, "Identification of bilinear systems using differential evolution algorithm," *Sadhana Academy Proceedings in Engineering Sciences*, vol. 36, pp. 281-292, 2011.
- [8] C.S. Manohar and D. Roy, "Monte Carlo filters for identification of nonlinear structural dynamical systems," *Sadhana Academy Proceedings in Engineering Sciences*, vol. 31, pp. 399-427, 2006.
- [9] A. Rahrooh and S. Shepard, "Identification of nonlinear systems using NARMAX model," *Nonlinear Analysis*, vol. 71, pp. 1198-1202, 2009.
- [10] A. Naitali and F. Giri, "Wiener-Hammerstein system identification an evolutionary approach," *International Journal of Systems Science*, vol. 47, pp. 45-61, 2015.
- [11] F. Ding, Y. Wang and J. Ding, "Recursive least squares parameter identification algorithms for systems with colored noise using the filtering technique and the auxiliary model," *Digital Signal Processing*, vol. 37, pp. 100-108, 2015.
- [12] F. Ding, X.P. Liu and G. Liu, "Identification methods for Hammerstein nonlinear systems," *Digital Signal Processing*, vol. 21, pp. 215-238, 2011.
- [13] P. Chelka, N.J. Bershad and J.M. Vesin, "Fluctuation analysis of stochastic gradient identification of polynomial Wiener systems," *IEEE Transactions on Signal Processing*, vol. 48, pp. 1820-1825, 2000.
- [14] C. Zhijun and B. Er-Wei, "How nonlinear parametric Wiener system identification is under Gaussian inputs?," *IEEE Transactions on Automatic Control*, vol. 57, pp. 738-742, 2011.
- [15] S.H. Hwang, C.Y. Hsieh, H.T. Chen and Y.C. Huang, "Use of discrete laguerre expansions for noniterative identification of nonlinear Wiener models," *Ind. Eng. Chem. Res.*, vol. 50, pp. 1427-1438, 2011.
- [16] E. Abd-Elrady, "A recursive prediction error algorithm for digital predistortion of FIR Wiener systems," In 6th International Symposium on Communication Systems, Networks and Digital Signal Processing (CNSDSP), Graz, 2008, pp. 698-701.
- [17] S. Zhenwei and J. Zhicheng, "Identification of Wiener nonlinear systems using the key-term separation principle and the filtering approach," In Proceedings of the 34th Chinese Control Conference, China, 2015, pp. 1878-1885.
- [18] S. Hafsi, K. Laabidi and M.K. Lahmari, "Identification of wiener-hammerstein model with multi segment piecewise-linear characteristic," In IEEE Mediterranean Electrotechnical Conference (MELECON), Tunisia, 2012, pp. 5-10.
- [19] L.A. Aguirre, M.C.S. Coelho and M.V. Correa, "On the interpretation and practice of dynamical differences between Hammerstein and Wiener models," *IEE P-Contr Theor Ap.*, vol. 152, pp. 349-356, 2005.

- [20] J. Lee, W. Cho and T.F. Edgar, "Control system design based on a nonlinear first-order plus time delay model," *J Process Contr.*, vol. 7, pp. 65-73, 1997.
- [21] G. Shafiee, M. Arefi, M. Jahed-Motlagh and A. Jalali, "Nonlinear predictive control of a polymerization reactor based on piecewise linear Wiener model," *Chemical Engineering Journal*, vol. 143, no. 1, pp. 282-292, 2008.
- [22] I.W. Hunter and M.J. Korenberg, "The identification of nonlinear biological systems: Wiener and Hammerstein cascade models," *Biological Cybernetics*, vol. 55, no. 2, pp. 135-144, 1986.
- [23] T.Y. Kuc and K.H. You, "Dynamic state feedback and its application to linear optimal control," *International Journal of Control, Automation and Systems*, vol. 10, no. 4, pp. 667-674, 2012.
- [24] D.T. Westwick and R.E. Kearney, "Nonparametric identification of nonlinear biomedical systems, Part I. Theory," *Crit. Rev. Biomed. Eng.*, vol. 26, pp. 153-226, 1998.
- [25] R.K.H. Galvao, A. Izhac, S. Hadjiloucas, V.M. Becerra and J.W. Bowen, "MIMO Wiener model identification for large scale fading of wireless mobile communications links," *IEEE Communications Letters*, vol. 11, no. 6, pp. 513-515, 2007.
- [26] S.J. Norquay, A. Palazoglu and J.A. Romagnoli, "Model predictive control based on Wiener models," *Chem. Eng. Sci.* vol. 53, no. 1, pp. 75-84, 1998.
- [27] A.L. Cervantes, O.E. Agamennoni and J.L. Figueroa, "A nonlinear model predictive control based on Wiener piecewise linear models," *J. Proc. Control*, vol. 13, pp. 655-666, 2003.
- [28] M. Lawrynczuk, "Practical nonlinear predictive control algorithms for neural Wiener models," *J. Proc. Control*, vol. 23, pp. 696-714, 2013.
- [29] M. Lawrynczuk, Eds., *Computationally Efficient Model Predictive Control Algorithms: A Neural Network Approach*. Switzerland: Springer, 2014.
- [30] S. Mahmoodi, J. Poshtan, M.R. Jahed-Motlagh and A. Montazeri, "Nonlinear model predictive control of a pH neutralization process based on Wiener-Laguerre model," *Chem. Eng. J.*, vol. 146, pp. 328-337, 2009.
- [31] S. Oblak and I. Skrjanc, "Continuous-time Wiener-model predictive control of a pH process based on a PWL approximation," *Chem. Eng. Sci.*, vol. 65, pp. 1720-1728, 2010.
- [32] J. Peng, R. Dubay, J.M. Hernandez and M. Abu-Ayyad, "A Wiener neural network-based identification and adaptive Generalized Predictive Control for nonlinear SISO systems," *Ind. Eng. Chem. Res.*, vol. 50, pp. 7388-7397, 2011.
- [33] J.C. Gomez, A. Jutan and E. Baeyens, "Wiener model identification and predictive control of a pH neutralisation process," *IEE Proc. Control Theory Appl.*, vol. 151, no. 3, pp. 329-338, 2004.
- [34] P. Celka and P. Colditz, "Nonlinear nonstationary Wiener model of infant EEG seizures," *IEEE Transactions On Biomedical Engineering*, vol. 49, no. 6, pp. 556-564, 2002.
- [35] T. Wigren, "Convergence analysis of recursive identification algorithms based on the nonlinear Wiener model," *IEEE Transactions on Automatic Control*, vol. 39, pp. 2191-2206, 1994.
- [36] A.E. Nordstjo and L.H. Zetterberg, "Identification of certain time-varying nonlinear Wiener and Hammerstein systems," *IEEE Transactions on Signal Processing*, vol. 49, pp. 577-792, 2001.
- [37] H.N. Al-Duwaish, "Identification of Wiener model using genetic algorithms," In 5th IEEE GCC Conference & Exhibition, Kuwait City, 2009, pp. 1-4.
- [38] Ş. Özer, H. Zorlu and S. Mete, "System identification using Wiener model," In Conference on Electrical, Electronics and Computer Engineering (ELECO), Turkey, Bursa, 2014, pp. 543-547.
- [39] X. Weili, Y. Xianqiang, K. Liang and X. Baoguo, "EM algorithm-based identification of a class of nonlinear Wiener systems with missing output data," *Nonlinear Dynamics*, vol. 80, pp. 329-339, 2015.
- [40] C.L. Chena and C.Y. Chiub, "A fuzzy neural approach to design of a Wiener printer model incorporated into model-based digital halftoning," *Applied Soft Computing*, vol. 12, pp. 1288-1302, 2012.
- [41] S. Mete, Ş. Özer and H. Zorlu, "System identification using Hammerstein model," In 22nd Signal Processing and Communications Appllica. Conf. (SIU), Turkey, 2014, pp. 1303-1306.
- [42] J.T.R. Jang, C.T. Sun and E. Mizutani, Eds., *Neuro-Fuzzy and Soft Computing*. PTR: Prentice Hall, 1997.
- [43] M.E. Yuksel and A. Basturk, "Efficient removal of impulse noise from highly corrupted digital images by a simple neuro-fuzzy operator," *Int. J. Electron. Commun. (AEU)*, vol. 57, pp. 214-219, 2003.
- [44] M.E. Yuksel and E. Besdok, "A simple neuro-fuzzy impulse detector for efficient blur reduction of impulse noise removal operators for digital images," *IEEE Trans. Fuzzy Syst.*, vol. 12, pp. 854-865, 2004.
- [45] H. Zorlu, "Identification of nonlinear systems with soft computing techniques", Dissertation thesis, Erciyes University, Kayseri, Turkey, 2011.
- [46] R. Yanyan, W. Dongfeng, L. Changliang and H. Pu, "PSO and RBF network-based Wiener model and Its application to system identification," In 24th Chinese Control and Decision Conference (CCDC), Taiyuan, 2012, pp. 2063-2068.
- [47] L. Yong and T. Ying-Gan, "Chaotic system identification based on a fuzzy Wiener model with particle swarm optimization," *Chin. Phys. Lett.*, vol. 27, pp. 090503/1-090503/4, 2010.

## AN IMPROVED WIENER MODEL FOR SYSTEM IDENTIFICATION

- [48] O.M. Mohamed Vall and M. Radhi, "An approach to the closed loop identification of the Wiener systems with variable structure controller using an hybrid neural model," In IEEE International Symposium on Industrial Electronics, Montreal, Que, 2006, pp. 2654-2658.
- [49] T. Yinggan and L. Zhonghui, "Identification of nonlinear system using fuzzy Wiener model through self-adaptive differential evolution algorithm," In 13th IFAC Symposium on Large Scale Complex Systems: Theory and Applications, Shanghai, 2013, pp. 575-580.
- [50] B. Chen, Y. Zhu, J. Hu and J.C. Principe, "A variable step-size SIG algorithm for realizing the optimal adaptive FIR filter," International Journal of Control, Automation, and Systems, vol. 9, pp. 1049-1055, 2011.
- [51] P.S.R. Diniz, Eds., Adaptive Filtering Algorithms and Practical Implementations. USA: Springer Verlag, 2008.
- [52] F. Sbeity, J.M. Girault, S. Menigot and J. Charara, J., "Sub and ultra harmonic extraction using several Hammerstein models," Int Conf Comp Syst (ICCS), Morocco, 2012, pp. 1-5.
- [53] Z. Du and X. Wang, "A novel identification method based on qdpso for Hammerstein error-output system," In Chinese Control Decis Conf (CCDC), PRC, 2010, pp. 3335-3339.
- [54] C.A. Schmidt, S.I. Biagiola, J.E. Cousseau and J.L. Figueroa, "Volterra-type models for nonlinear systems identification," Applied Mathematical Modelling, vol. 38, pp. 2414-2421, 2014.
- [55] A. Maachou, R. Malti, P. Melchior, J.L. Battaglia, A. Oustaloup and B. Hay, "Nonlinear thermal system identification using fractional Volterra series," Control Engineering Practice, vol. 29, pp. 50-60, 2014.
- [56] A. Basturk, "Noise removal from digital images and image enhancement by soft computing based methods," Dissertation thesis, Erciyes University, Kayseri, Turkey, 2006.
- [57] M.E. Yuksel and A. Basturk, "A simple generalized neuro-fuzzy operator for efficient removal of impulse noise from highly corrupted digital images," AEU International Journal of Electronics and Communications, vol. 59, no. 1, pp. 1-7, 2005.
- [58] M.E. Yuksel and A. Basturk, "Efficient distortion reduction of mixed noise filters by neuro-fuzzy processing," Lecture Notes in Artificial Intelligence (LNAI), vol. 4252, pp. 331-339, 2006.
- [59] T. Takagi and M. Sugeno, "Fuzzy identification of systems and its applications to modeling and control," IEEE Transactions on Systems, Man, and Cybernetics, vol. 15, pp. 116-132, 1985.
- [60] M. Sugeno and G.T. Kang, "Structure identification of fuzzy model," Fuzzy Sets and Systems, vol. 28, pp. 15-33, 1988.
- [61] K. Levenberg, "A method for the solution of certain problems in least squares," Quan. Appl. Math., vol. 2, pp. 164-168, 1944.
- [62] D.W. Marquardt, "An algorithm for least squares estimation of nonlinear parameters," J. Soc. Industrial and Applied Mathematics, vol. 31, pp. 431-441, 1963.
- [63] Ş. Özer and H. Zorlu, "Neuro-Fuzzy soft-switching hybrid filter for impulsive noisy environments," Turk J Elec Eng & Comp., vol. 19, pp. 73-85, 2011.
- [64] A. Basturk and M.E. Yuksel, "Neuro-Fuzzy soft switching hybrid filter for impulse noise removal from digital images," In Proceedings of the IEEE 13th Signal Proces Com Ap Conf (SIU), Kayseri, 2005, pp. 13-16.
- [65] M.A. Soyurk, A. Basturk and M.E. Yuksel, "A novel fuzzy filter for speckle noise removal," Turk J Elec Eng & Comp., vol. 22, pp. 1367-1381, 2014.
- [66] M.T. Yıldırım, A. Basturk and M.E. Yuksel, "Impulse noise removal from digital images by a detail-preserving filter based on type-2 fuzzy logic," IEEE Transactions on Fuzzy Systems, vol. 16, pp. 920-928, 2008.
- [67] Z. Wang, Y. Shen, Z. Ji and R. Ding, "Filtering based recursive least squares algorithm for Hammerstein FIR-MA systems," Nonlinear Dynamics, vol. 73, pp. 1045-1054, 2013.
- [68] S.J. Nanda, G. Panda and B. Majhi, "Development of immunized PSO algorithm and its application to Hammerstein model identification," In IEEE Congresson Evolutionary Computation, Trondheim, 2009, pp. 3080-3086.
- [69] K.H. Chon and R.J. Cohen, "Linear and nonlinear arma model parameter estimation using an artificial neural network," IEEE T Bio-Med Eng., vol. 44, pp. 168-174, 1997.
- [70] S. Mete, H. Zorlu and S. Ozer, "A new hybrid model based on neuro fuzzy network soft switching mechanism for system identification," Bilişim Teknolojileri Dergisi, vol. 12, no. 1, pp. 1-8, 2019.
- [71] S. Mete, S. Ozer and H. Zorlu, "System identification using Hammerstein model optimized with differential evolution algorithm," International Journal of Electronics and Communications (AEU), vol. 70, pp. 1667-1675, 2016.
- [72] S. Mete, S. Ozer and H. Zorlu, "System identification application using hammerstein model," Sadhana-Academy Proceedings in Engineering Sciences, vol. 41, pp. 597-605, 2016.
- [73] S. Mete, H. Zorlu and S. Ozer, "An improved Hammerstein model for system identification," in Information Innovation Technology in Smart Cities, L. Ismail and L. Zhang, Eds. Singapur: Springer-Verlag, Part I, 2018, pp.47-61.

