

Prof. Dr. Mehmet Yaşar İşcan (1943 Kahramanmaraş - 2019 Florida): Antropoloji'nin Emeritus[†] Profesörü

P. Sema AKA^{1*}

¹ Prof. Dr., Bağımsız araştırmacı | Ankara Üniversitesi emekli öğretim üyesi, TÜRKİYE

* Sorumlu Yazar / Corresponding Author:

P. Sema Aka

Ankara Üniversitesi, Diş Hekimliği Fakültesi

Protetik Diş Tedavisi Anabilim Dalı ve Adli Odontoloji Birimi

Emekli Öğretim Üyesi

Adli Bilimciler Derneği, Adli Diş Hekimliği Komisyonu Başkanı

Bağımsız Araştırmacı / Independent Researcher


E-posta: akasema@gmail.com

Alındı/Received: 19 Ağustos / August 2019

Yayımlandı/Published: 20 Aralık / December 2019

Bu makale editör onayından geçmiştir.

This article has been approved by the editors.



Resim 1.
Prof. Dr.
Mehmet Yaşar
İşcan


seçkin kariyer yaşamı hakkında bir gün benim de yazı yazacağımı düşünemedim.

Prof. Dr. Mehmet Yaşar İşcan, 17 Şubat 1943 yılında Kahramanmaraş'ta tanınmış Eşbah soyundan gelen, asker kökenli bir ailenin 5. çocuğu olarak doğmuş. Vecihe, Nazire ve Muammer¹ isimli üç ablası, Doğan adında bir ağabeyi vardır. Gar Şefi olan babası Mustafa İşcan'ın görevi nedeni ile üniversite öncesi eğitimini Maraş, Elazığ ve Adapazarı gibi çeşitli illerimizde yapmıştır. Önceleri veteriner hekim olmak isterken, sonradan 8. tercihi olan antropoloji bilim dalını seçmiştir. Üniversite lisans eğitimini Ankara Üniversitesi, Dil ve Tarih-Coğrafya Fakültesi bünyesinde 1968 yılında bitirip, 1969 yılında Amerika'ya gitmiştir. Amerika'da önce Smithsonian Enstitüsü'nde çalışmış, Yüksek Lisans eğitimi için New York Cornell Üniversitesi'ne gitmiştir. Doktora sonrası (Resim 1) Florida Boca Raton'a taşınıp, Florida Atlantic Üniversitesi, Antropoloji Bölümü'nde göreve başlamış ve bu bölümün başkanı olmuştur (Resim 2). Bu yıla ait Florida

Dünya'da Fiziki /Biyolojik Antropoloji ve Adli Antropoloji'nin en büyük ve en etkili isimlerinden biri olan, Türk bilim insanı Prof. Dr. Mehmet Yaşar İşcan hakkında yazı yazmaya, Ankara Üniversitesi, Dil ve Tarih-Coğrafya Fakültesi, Antropoloji Bölümü, Paleoantropoloji Anabilim Dalı Başkanı Prof. Dr. Ayla Sevim Erol tarafından davet edilmiş olmaktan şeref duymaktayım. Prof. Dr. Mehmet Yaşar İşcan, bana hocası Prof. Dr. Wilton Marion Krogman'ın ardından yazılan makalelerden söz etmişti (Stewart, 1973; İşcan, 1988; İşcan, 1991), ancak o dönemde İşcan hocamızın

[†]Emeritus Profesörlük unvanı. Emeklilik yaşına gelmiş ancak bilgisi, birikimi, uluslararası saygınlığı ve ilişkileriyle daha çok uzun yıllar hem akademisyen, hem de öğrencilere yol göstermesi bir kazanım olacak hocalarımıza tevdi edilen bir statüdür. <https://www.bilgi.edu.tr/tr/universite/hakkinda/emeritus-profesörlerimiz/> (Erişim 18.08.2019)

Resim 2.
Florida Atlantic
Üniversitesi,
Antropoloji Bölümü
Başkanı



¹ Ailesi erkek çocuk beklemedikleri için ablasına Muammer adını vermiş.

Atf için / Cite as:

Aka, P. S. (2019). Prof. Dr. Mehmet Yaşar İşcan (1943 Kahramanmaraş - 2019 Florida): Antropoloji'nin Emeritus Profesörü. *Antropoloji*, 38, 126-141.

DOI: 10.33613/antropolojidergisi.661683

Atlantic Üniversitesi'nin yayımladığı gazetesinin "İşcan tarafından çalışılan cesetler. Ölüler de konuşur" başlıklı haberinde; Yaşar İşcan'ın uzmanlık alanının ceset incelemesi olduğu ve polis teşkilatı çalışmaları ile ilgili olduğu belirtilmiştir. Boca bölgesinde sadece 3 ay gibi kısa bir zamanda bölge polisi tarafından kendisine getirilen kemik setlerini incelemiş olduğu bildirilmiştir (Atlantic Sun 5 Nisan, 1977).

Prof. İşcan üniversite mezunlar toplantısında, insan ve çevre bilim [human ecology] uzmanı olan ve ileri yıllarda Buffalo Üniversitesinde Profesör öğretim üyesi olarak görev yapacak olan, Dr. Walda E. İşcan ile tanışıp, 1976 yılında evlenmiş ve 1978 yılında, Prof. İşcan'ın annesi Ayşe Hanımın adını verdikleri, Ayşe Meryem isimli kızları dünyaya gelmiştir. İşcan çifti kızları ile ilgilenilmek için farklı saatlerde çalışmışlardır (Resim



Resim 3. Prof. Dr. Mehmet Yaşar İşcan'ın kızı Ayşe Meryem İşcan.

3).

Prof. Dr. İşcan kariyerinin 30 yılını Amerika'da geçirmiş, Amerika, Şili, Arjantin olmak üzere birçok toplu mezarda bilirkişi olarak görev yapmış, birçok davada görüşlerine başvurulmuştur, bilirkişi olarak girdiği birçok davada, sanıkları elektrikli sandalyeden kurtarmıştır (Müjgan Halis 2013). Prof. İşcan Adli antropolojinin, adli bilimlerin ayrılmaz bir parçası olduğunu ve biyolojik antropolojinin bilimsel geleneğini izlediğini söylemiştir. Adli antropolog olarak; ABD, Mississippi'de ırkçı Ku Klux Klan örgüt üyeleri tarafından, 27 Ağustos 1955 tarihinde, 14 yaşındayken öldürülen Emmett Louis Till'in dosyası gibi birçok esrarengiz olayı

aydınlatmıştır² (Önay Yılmaz 2003). Kariyerinin son döneminde, 1999 yılında İstanbul Üniversitesi Adli Tıp Enstitüsü'nde öğretim üyesi olarak göreve başlamış ve bu enstitüden emekli olmuştur.

Prof. Dr. İşcan uluslararası mesleki derneklerin oluşturulmasına, kongre, toplantı, proje ve çalıştayların gerçekleştirilmesine, böylece mesleki dostluk ve dayanışmanın da geliştirilmesine çok önem verirdi. Örneğin ilk "Dental Antropoloji Derneği", 1986 yılında, Amerikan Fiziki Antropologlar Birliği'nin New Mexico'da gerçekleşen yıllık toplantısında Prof. Dr. Mehmet Yaşar İşcan'ın önerisi ile kurmuştur (Kelly ve Larsen, 1991). Aynı şekilde Balkan Adli Bilimler Akademisi'nin (Balkan Academy of Forensic Sciences – BAFS) kuruluşunu da Prof. İşcan sağlamıştır. Girit'in Heraklion şehrinde, 6-10 Kasım 2002 tarihleri arasında gerçekleştirilen 3rd Pan Hellenic Congress on Forensic Science and Toxicology kongresi sırasında, Türkiye ile Balkan ülkelerinden gelen bir grup bilim insanını, başkanlığını yaptığı Candia Maris Toplantısında görevlendirerek, Balkan Adli Bilimler Akademisi'ni kurdu (Resim 4).

Bu kuruluşun ilk kongresi 2003 yılında İstanbul'da, daha sonraki kongreleri sırasıyla; Yunanistan, Romanya, Bulgaristan, Makedonya, Arnavutluk, Kosova gibi çeşitli Balkan ülkelerinde gerçekleştirildi. Bu kongrelerde benim de dahil olduğum uluslararası projeler yapılmıştır. İlk olarak 2004 yılında, Poros Arkeoloji Müzesinde Miken (Mycenaean) uygarlığına ait, iskelet ve dental kalıntıları üzerinde çalıştık, bu konuda alınan sonuçlar üzerine makalelerimiz yayınlandı ve kongrelerde sunumlar yapıldı (İşcan vd., 2007; Kranioti vd., 2013).

Prof. İşcan dergilerin özel sayısını çıkartmanın

² Özgeçmiş ve Yayınları: Uzman Tanıklığı ve Bilirkişilik



Resim 4. Prof. Dr. MY İşcan merkezde, sol baştan itibaren Prof. Dr. Calin Scripcaru, Dr. Theonymphy Zouridaki, Dr. Evangelia Boghossian, Prof. Dr. Ümit Akal, Prof. Dr. P. Sema Aka; sağ başta Dr. M. Fragakis, Prof. Dr. Manolis Michalodimitrakis (ayakta) ve Dr. Veronica Leonte.

okuyucu için kolay ulaşılabilecek değerli bir kaynak olacağını söylerdi, bu nedenle kendisi bir çok derginin *Forensic Anthropology* özel sayılarını yayımlamıştır³ (İşcan, 1998; İşcan, M.Y. 2001). Ayrıca dış antropolojisi konusu ile ilgili olarak hem *American Journal of Physical Anthropology* dergisinin hem de *Adli Bilimler Dergisi*'nin Mart 2007 özel sayısını yayımlamıştır (İşcan, 1989; İşcan ve Aka, 2007).

Prof. Dr. İşcan Adli Antropoloji ve Adli Odontoloji uzmanlarının; baş, yüz ve çene kemikleri ile dişlerin morfolojisi üzerinde, bir takım halinde çalışmalarını önermişti. Bu öneri üzerine ekip olarak çeşitli toplumların biyolojik özelliklerini, antropometrik ve odontometrik yöntemlerle araştırdık, adli kimliklendirilme konusunda ulusal ve uluslararası düzeyde disiplinlerarası kooperasyonla proje ve çalışmalar yürüttük, sonuçlarını yayınladık, kongre ve çalıştaylarda bildirimlerini sunduk (Resim 5) [İşcan ve Kedici, 2003; Aka (Kedici) ve İşcan, 2004; Jasuja, Aka, Gagan vd., 2011].



Resim 5. Adli Bilimciler Derneği Başkanı Prof. Dr. Hamit Hancı, Prof. Dr. Mehmet Yaşar İşcan'a 12-13 Kasım 2005, Avanos II. Adli Bilimler "Adli Diş Hekimliği Sempozyumu"nda yaptığı sunumu nedeniyle sertifikasını takdim ederken.

İşcan hocamız adli kimliklendirilme amacı ile Yüz Antropolojisi (*Facial Anthropology*) ve Adli Yüz Yapılandırma (*Forensic Facial Reconstruction*) alanında da çalışmalarımızı desteklemiştir. Benim, Protetik Diş Tedavisi Anabilim Dalı öğretim üyesi olmam (Ankara Üniversitesi, Diş Hekimliği Fakültesi, Protetik Diş Tedavisi Anabilim Dalı 1993 Profesörü), heykel sanatında Yüksek Lisans Derecesi almış olmam (Gazi Üniversitesi, Heykel Anasanat Dalı, Yüksek Lisans 2000) ve Gazi Üniversitesi'nde 7 yıl heykel atölye çalışması yapmış bulunmam nedeniyle geliştirmiş olduğum el becerim ve malzeme bilgimin, bu konuda yararlı olacağını belirterek, beni adli yüz yapılandırma konusunda çalışmam için cesaretlendirmiştir. Bu konuda geliştirdiğimiz yeni bilimsel tekniklere de destek vermiş, Prof. Dr. Ayhan Gürbüz ile beraber ürettiğimiz polyester yüz ölçüsü kalıbı ile kendi yüz ölçüsünü

almamızı kendisi teklif etmiş ve hocamızın büstü bu kalıp ile alınan ölçü kullanılarak tarafımdan yapılmıştır (Resim 6). Bu çalışmanın detayları 2012 yılında Adli Bilimler Kongresinde tarafımdan sunulmuştur (Aka, 2012).



Resim 6. Prof. Dr. Mehmet Yaşar İşcan'ın büstü, 2004 yılında tarafımdan yapılmış olup, 2019 yılından beri Ankara Üniversitesi Dil ve Tarih - Coğrafya Fakültesi'nde sergilenmektedir.

Adli Yüz Yapılandırma alanında Prof. Dr. İşcan ve ekibi olarak, Hindistan'da, Pencab Üniversitesi, Adli Bilimler bölümü profesörü olan Prof. Dr. Om Prakash Jasuja ile birlikte, 4-8 Nisan 2005 tarihleri arasında, 60 adli bilimci bilim insanının katılımı ile uluslararası bir çalıştay gerçekleştirdik (*National Workshop on Forensic Facial Reconstruction*) (Resim 7 ve 8).

Prof. Dr. Mehmet Yaşar İşcan, bir vatanseverdi ve çok şahsiyetli bir kişiliğe sahipti, isminde bulunan Türkçe karakterli haferin bile yabancı kaynaklarda Türkçe karakter ile yazılmasını isterdi. Çok disiplinliydi, bilimsel yazışmalarda özen isterdi. Bir gün Balkan kongresi sunumumuz için bir poster hazırlanmıştı, birkaç saat içinde meslektaşlar ile hareket edilecekti. Prof. İşcan posterde bir noktalama hatası fark edince, poster son anda tekrar basıldı ve kongre aracına zor yetiştirildi. Kaynak yazılımında "Arkadaşları" ifadesini beğenmezdi, biz her çalıştığımız bilim insanı ile arkadaş değiliz, "Meslektaşları" şeklinde yazmak daha uygun bir terim olur derdi.

³ Özgeçmiş ve Yayınları: Yayınlar; Editörlük, Özel Dergi Sayıları



Resim 7. Prof. Dr. Mehmet Yaşar İşcan Hindistan çalıştayında ders verirken



Resim 8. Hindistan çalıştayı katılımcıları. Ön sırada ortada Prof. Dr. M.Y. İşcan ve Pencap Üniversitesi rektörü; sol başta Prof. Dr. R.K. Gorea, Prof. İşcan'ın kızı Ayşe Meryem İşcan (soldan 4.), Prof. Dr. P. Sema Aka (sağdan 4.), ikinci sırada Dr. A. Sadi Çağdır (soldan 2.), Prof. Dr. OP Jasuja (soldan 3.) ve Hintli meslektaşlarımız.

Prof. Dr. Mehmet Yaşar İşcan, Dünya çapında 50 yıllık profesyonel yaşamına (1969-2019) sığdırdığı; saygı ve takdir duyulan; mesleki yayınları, kitapları ve sunumlarıyla⁴ bilime olağanüstü katkıda bulunmuş ve meslektaşlarına örnek olmuştur, bıraktığı iz için kendisine sonsuz teşekkürler eder, minnet ve rahmetle anarız.

Teşekkür

Prof. Dr. Mehmet Yaşar İşcan hakkında yürüttüğüm araştırmalarım sırasında, hocamız ile ilgili bazı bilgi ve resimleri sağlayan kızı Ayşe Meryem İşcan, yeğenleri Refiye Acar ve Güzin Kürkçü'ye; ayrıca hocamızın biyografisinin resmini ileten değerli meslektaşım, Ankara Üniversitesi, Adli Bilimler Enstitüsü, Kriminalistik Anabilim Dalı başkanı Prof. Dr. Nergis Cantürk'e teşekkür ederim.

Kaynakça

- Aka, P. S. (2012). Yüzün Yeniden Yapılandırılması Çalışmalarında Uygulama Teknikleri (Application Techniques For Facial Reconstruction), *Uluslararası 9. Anadolu Adli Bilimler Kongresi, 6-8 Kasım 2012*. Zonguldak.
- Aka [Kedici] P. S., ve İşcan M. Y. (2004). Dental Health in Turkish Students (Poster). *2nd Meeting of Balkan Academy of Forensic Sciences BAFS 3-6 June*. Serres: Greece.
- Halis, M. (2013, Eylül 19). Prof. Dr. İşcan: Toplu katliamlarda adli arkeolojiden yararlanılmalı. *T24 Bağımsız internet gazetesi*. <https://t24.com.tr/haber/prof-dr-iscan-toplu-katliamlarda-adli-arkeolojiden-yararlanilmali,239988> adresinden edinildi. (Son Erişim: 18.08.2019)
- İşcan, M. Y. (1988). Wilton Marion Krogman, Ph.D. (1903-1987): The End of an Era. *Journal of Forensic Sciences*, 33(6), 1473-1476.
- İşcan, M. Y. (1989). (Davetli Misafir Editör) Current Directions in Dental Anthropology Symposium (Özel Sayı). *American Journal of Physical Anthropology*, 78(1), 1-131.
- İşcan, M. Y. (1991). Wilton Marion Krogman, A Pioneer in Human Biology. *American Journal of Human Biology*, 3(6), 3553-3554. DOI: [10.1002/ajhb.1310030603](https://doi.org/10.1002/ajhb.1310030603)
- İşcan, M. Y. (1998). Progress in Forensic Anthropology: The 20th Century. *Forensic Science International*, 97(1-2), 1-8. DOI: [10.1016/s0379-0738\(98\)00133-9](https://doi.org/10.1016/s0379-0738(98)00133-9)
- İşcan, M. Y. (2001). Forensic Anthropology in the 21st Century. *Forensic Science International*, 117(1-2), 1-6. DOI: [10.1016/s0379-0738\(00\)00433-3](https://doi.org/10.1016/s0379-0738(00)00433-3)
- İşcan, M. Y., Aka, P. S., Kranioti, E. F., Michalodimitrakis, M., ve Konsolaki, E. (2007). Miken Dönemi Galata Toplumunda Diş Yapısı. *Adli Bilimler Dergisi*, 6(1), 27-33.
- İşcan, M. Y., ve Aka, P. S. (2007) *Adli Bilimler Dergisi*, 6(1).
- İşcan M. Y., ve Kedici, P. S. (2003) Sexual variation in bucco-lingual dimensions in Turkish dentition. *Forensic Science International*, 137(2-3), 160-164. DOI: [10.1016/s0379-0738\(03\)00349-9](https://doi.org/10.1016/s0379-0738(03)00349-9)
- Jasuja, O. P., Aka, P. S., Gagan, D. S., Gurbuz, F., ve Koşkan, O. (2011). Comparison of Indian and Turkish Cephalo-Facial Measurements: Data for Facial Reconstruction Applications. *Journal of Indo Pacific Academy of Forensic Odontology*, 2(1), 1-6.
- Kelly, M. A. ve Larsen, C. S. (1991). *Advances in Dental Anthropology* (s. 11). New York: Wiley-Liss.
- Kranioti, E. F., İşcan, M. Y., Aka, P. S., Konsolaki, E., Bogghosian, M., ve Michalodimitrakis, M. (2013). Dental Analysis of a Mycenaean population from Galata, Poros. Dental Analysis of a Mycenaean population from Galata, Poros. E. Psilaki ve Drakakis M. (Ed.) içinde, *Proceedings of the 1st International Multidisciplinary Conference on the history and civilisation of Southern Crete. «Εν Γορτύνη και Αρκαδία εγένετο»*, Messara, Crete, Greece (s. 625-637). Heraklion.
- Stewart, T. D. (1973). Wilton Marion Krogman: A Resumé. *American Journal of Physical Anthropology* 38(1), 53-55. DOI: [10.1002/ajpa.1330380118](https://doi.org/10.1002/ajpa.1330380118)
- Yılmaz, Ö. (2003, Kasım 16). Cesede otopsi yapılmamış, olayın üstü örtülmüş. *Milliyet*. <http://www.milliyet.com.tr/2003/11/16/pazar/paz07.html> adresinden edinildi. (Son Erişim: 18.08.2019)

⁴ Özgeçmiş ve yayınları ektedir.



Prof. Mehmet Yaşar İşcan, Ph.D.
(1943 - 2019)

ÖZGEÇMİŞ VE YAYINLARI **CURRICULUM VITAE**

KURUM **INSTITUTION**

Adli Tıp Enstitüsü, İstanbul Üniversitesi, PK10 Cerrahpaşa,
İstanbul, Türkiye

EĞİTİM ve DERECELERİ **EDUCATION and DEGREES**

- B.A. 1968: University of Ankara, Turkey. Thesis: Analysis of Skeletal Remains from Aphrodisias, Turkey.
- M.A. 1973: Cornell University, Ithaca, New York, U.S.A.
- Ph.D. 1976: Cornell University, Ithaca, New York, U.S.A. Thesis: Air Pollution and Variation in Body Morphology and Pulmonary Function.

PROFESYONEL DENEYİM **PROFESSIONAL EXPERIENCE**

- 1969-1971: Teaching Associate, Indiana University, Bloomington, IN.
- 1971-1975: Teaching Assistant, Cornell University, Ithaca, NY.
- 1977-1984: Tenured Assistant Professor, Florida Atlantic University, Boca Raton, FL.
- 1984-1886: Associate Professor, Florida Atlantic University, Boca Raton, FL.
- 1985: Graduate Studies Faculty, University of Florida, Gainesville, FL.
- 1986-1896: Professor, Florida Atlantic University, Boca Raton, FL.

- 1989-1996: Chairman, Department of Anthropology, Atlantic University, Boca Raton, FL.
- 1997 - : Private Forensic Anthropology Consultant
- 1999 - : Professor, Institute of Forensic Sciences (Adli Tıp Enstitüsü), İstanbul University, Cerrahpaşa, İstanbul.
- 1999-2002: Deputy Director, Institute of Forensic Sciences (Adli Tıp Enstitüsü), İstanbul University, Cerrahpaşa, İstanbul.
- 1999-2005: Professor, Department of Forensic Medicine (Adli Tıp Anabilim Dalı), Cerrahpaşa Medical Faculty, İstanbul University, Cerrahpaşa, İstanbul.
- 2001 - : Consultant, Council of Forensic Medicine (Adli Tıp Kurumu), Department of Justice (Adelet Bakanlığı), İstanbul.
- 2001 - : Professor, Department of Anthropology, Faculty of Literature (Edebiyat Fakültesi), İstanbul University, Beyazıt, İstanbul.

EDİTÖRLÜKLER **EDITORIAL SERVICE**

- 1982-1983: Associate Editor, The Florida Anthropologist
- 1986-1990/1990-1994: Member, Editorial Board of the Florida Atlantic University Press.
- 1988-1990/1990-1992: Chairman, Editorial Board of the Florida Atlantic University Press.
- 1988-1996: Editorial Board Member, Journal of the Canadian Society Forensic Science, Ottawa.
- 1988 - : Editorial Board Advisor, Adli Tıp Dergisi, İstanbul.
- 1989 - : Editorial Board Member, Collegium Antropologicum, Zagreb.
- 1989-1990: Associate Editor, Forensic Science International, Amsterdam.
- 1990 - : Editor, Anthropology and Osteology Section, Forensic Science International, Amsterdam.
- 1991-1998: Editorial Board Advisor, Journal of the Anatomical Society of India, Jhansi, India.
- 1993-1998: Editorial Board Advisor, Rivista di Antropologia, Rome, Italy.
- 1995-2001: Editorial Board Advisor, The Bulletin of Legal Medicine, Turkey.
- 1997: Editorial Advisory Board Member, Encyclopedia of Forensic Sciences, Academic Press, London, UK.
- 2000 - : Editorial Board Advisor, Legal Medicine, Elsevier, Amsterdam.
- 2000 - : Editorial Board Advisor, Anthropological Science, Anthropological Society of Nippon.
- 2002 - : Editorial Board Advisor, Adli Bilimler Dergisi [Journal of Forensic Sciences], Ankara University, Turkey.
- 2003 - : Editorial Board Advisor, Türkiye Klinikleri Adli Tıp Dergisi [Turkish Clinic Journal of Forensic Medicine], İstanbul, Turkey.
- 2006 - : Editorial Board Advisor, Trakya Üniversitesi, Tıp Fakültesi Dergisi, Medical Journal of Trakya University.

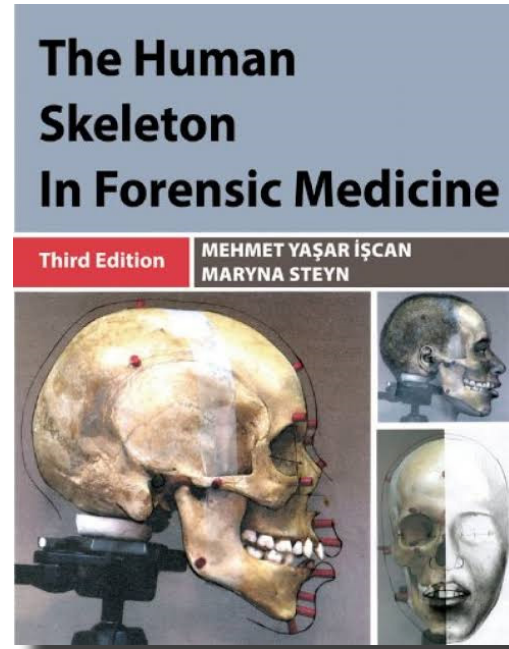
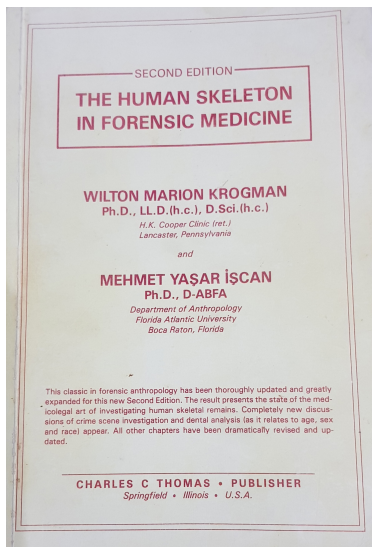
BİLİMSEL DERGİLERDE HAKEMLİK **REVIEWER FOR SCIENTIFIC JOURNALS AND RESEARCH FOUNDATIONS**

- 1980 - : National Science Foundation
- 1980-1984: The Florida Anthropologist
- 1981 - : American Journal of Physical Anthropology
- 1983 - : Current Anthropology

- 1986 - : Journal of Forensic Sciences
 1986 - : Florida Scientist
 1986 - : Florida Atlantic University Press
 1987 - : Human Biology
 1988 - : Human Evolution/International Journal of Anthropology (Italy)
 1988 - : Canadian Society of Forensic Science Journal
 1988 - : Paleopathology Association Newsletter
 1988 - : Critical Reviews in Forensic Sciences
 1988 - : National Geographic Society Committee for Research and Exploration, Washington, D.C.
 1989 - : Forensic Science International (Amsterdam)
 1989 - : American Journal of Human Biology
 1989 - : Collegium Antropologicum (Yugoslavia)
 1989 - : John Simon Guggenheim Memorial Foundation
 1991 - : Natural Science and Engineering Research Council of Canada (Ottawa)

YAYINLAR: Kitaplar
PUBLICATIONS: Books

- İşcan, M. Y. (1983). *A Topical Guide to the American Journal of Physical Anthropology: Volumes 22-53 (1964-1980)*. New York: Alan R. Liss.
- Krogman, W. M., ve İşcan, M. Y. (1986). *The Human Skeleton in Forensic Medicine*. Springfield: Charles C. Thomas.
- İşcan, M. Y., ve Kennedy, K. A. R. (Ed.) (1989). *Reconstruction of Life from the Skeleton*. New York: Alan R. Liss.
- İşcan, M. Y. (1989). *Age Markers in the Human Skeleton*. Springfield: Charles C. Thomas.
- İşcan, M. Y. and Helmer, R. P. (Ed.) (1993). *Forensic Analysis of the Skull: Craniofacial Analysis, Reconstruction, and Identification*. New York: John Wiley.
- Çöloğlu, A. S., ve İşcan, M. Y. (1998). *Adli Osteoloji*. İstanbul Üniversitesi Adli Tıp Enstitüsü Yayınları No. 1.
- Quatrehomme, G., ve İşcan, M. Y. (t. y.). *Forensic Trauma of Bones*. Boca Raton, FL: CRC Press.
- Quatrehomme, G., ve İşcan, M. Y. (t. y.). *Forensic Anthropology in France*.
- İşcan, M. Y., ve Steyn, M. (2013). *The Human Skeleton in Forensic Medicine (3rd Ed)*. Springfield, IL: Charles C. Thomas.



YAYINLAR: Makaleler
PUBLICATIONS: Journal Articles

- İşcan, M. Y. (1981). Race determination from the pelvis. *Ossa* 8, 95-100.
- İşcan, M. Y. (1981). Integral forensic anthropology. *Practicing Anthropology*, 3(4), 13-14, 29-30. DOI: [10.17730/praa.3.4.61520502t9mv7600](https://doi.org/10.17730/praa.3.4.61520502t9mv7600)
- İşcan, M. Y. (1981). Concepts in Teaching forensic anthropology. *Medical Anthropology Newsletter (Medical Anthropology Quarterly)*, 13(1), 10-12. DOI: [10.1525/maq.1981.13.1.02a00110](https://doi.org/10.1525/maq.1981.13.1.02a00110)
- Dowling, D. C., ve İşcan, M. Y. (1982). Scientific evidence: A vital role in homicide cases. A Special Issue: "Issues in Criminal Law". *Trial*, 18(9), 34-37.
- İşcan, M. Y. (1983). Assessment of race from the pelvis. *American Journal of Physical Anthropology*, 62(2), 205-208. <https://doi.org/10.1002/ajpa.1330620210>
- İşcan, M. Y. (1983). Skeletal biology of the Margate Blount population. *Florida Anthropologist* 36(3-4), 154-166.
- İşcan, M. Y., ve Miller Shaivitz, P. (1983). A review of physical anthropology in the Florida Anthropologist. *Florida Anthropologist*, 36(3-4), 114-123.
- İşcan, M. Y., ve Miller Shaivitz, P. (1984). Determination of sex from the tibia. *American Journal of Physical Anthropology* 64(1), 53-57. DOI: [10.1002/ajpa.1330640104](https://doi.org/10.1002/ajpa.1330640104)
- İşcan, M. Y., ve Miller-Shaivitz, P. (1984). Discriminant function sexing of the tibia. *Journal of Forensic Sciences*, 29(4), 1087-1093. DOI: [10.1520/JFS11775J](https://doi.org/10.1520/JFS11775J)
- İşcan, M. Y., ve Derrick, K. (1984). Determination of sex from the sacroiliac joint: A visual assessment technique. *Florida Scientist*, 47(2), 94-98.
- İşcan, M. Y., Loth, S. R., ve Wright, R. K. (1984). Age estimation from the rib by phase analysis: White males. *Journal of Forensic Sciences*, 29(4), 1094-1104. DOI: <https://doi.org/10.1520/JFS11776J>

- İşcan, M. Y., Loth, S. R., ve Wright, R. K. (1984). Metamorphosis at the sternal rib end: A new method to estimate age at death in white males. *American Journal of Physical Anthropology* 65(2), 147-156. DOI: [10.1002/ajpa.1330650206](https://doi.org/10.1002/ajpa.1330650206)
- Carr, R., İşcan, M. Y. ve Johnson, R. A. (1984). A Late Archaic cemetery in South Florida. *Florida Anthropologist*, 37(4), 172-188.
- İşcan, M. Y. ve Cotton, T. S. (1984). The effect of age on the determination of race from the pelvis. *Collegium Antropologicum*, 8(2), 131-138.
- İşcan, M. Y., ve Miller Shaivitz, P. (1984). Determination of sex from the femur in blacks and whites. *Collegium Antropologicum*, 8(2), 169-175.
- İşcan, M. Y., ve Miller Shaivitz, P. (1985). Prehistoric syphilis in Florida. *Journal of Florida Medical Association*, 72(2), 109-113.
- İşcan, M. Y., ve Cotton, T. S. (1985) The effect of age on the determination of race from the pelvis. *Journal of Human Evolution*, 14, 275-282. DOI: [10.1016/S0047-2484\(85\)80068-3](https://doi.org/10.1016/S0047-2484(85)80068-3)
- İşcan, M. Y., Loth, S. R., ve Wright, R. K. (1985). Age estimation from the rib by phase analysis: white females. *Journal of Forensic Sciences*, 30(3), 853-863. DOI: [10.1520/JFS11018J](https://doi.org/10.1520/JFS11018J)
- İsler, R., Schoen, J. ve İşcan, M. Y. (1985). Dental pathology of a prehistoric human population. *Florida Scientist*, 48(3), 139-145.
- İşcan, M. Y. (1985). Osteometric analysis of sexual dimorphism in the sternal end of the rib. *Journal of Forensic Sciences*, 30(4), 1090-1099. DOI: [10.1520/JFS11050J](https://doi.org/10.1520/JFS11050J)
- İşcan, M. Y., ve Loth, S. R. (1986). Determination of age from the sternal rib in white males: A test of the phase method. *Journal of Forensic Sciences*, 31(1), 122-132. DOI: [10.1520/JFS11866J](https://doi.org/10.1520/JFS11866J)
- İşcan, M. Y., ve Loth, S. R. (1986). Determination of age from the sternal rib in white females: A test of the phase method. *Journal of Forensic Sciences*, 31(3), 990-999. DOI: [10.1520/JFS11107J](https://doi.org/10.1520/JFS11107J)
- İşcan, M. Y., Loth, S. R., ve Wright, R. K. (1987). Racial Variation in the sternal extremity of the rib ve its effect on age determination. *Journal of Forensic Sciences*, 32(2), 452-466. DOI: [10.1520/JFS11147J](https://doi.org/10.1520/JFS11147J)
- İşcan, M. Y. (1987). John Lawrence Angel, Ph.D., 1915 1986, a tribute ve remembrance. *Journal of Forensic Sciences*, 32(5), 1484-1485. DOI: [10.1520/JFS11207J](https://doi.org/10.1520/JFS11207J)
- Kennedy, W. J., ve İşcan, M.Y. (1987). Archaeological investigation of the Nebot site (8Pb219), Palm Beach Florida. *Florida Scientist*, 50(3), 136-146.
- İşcan, M. Y., ve Kennedy, W. J. (1987). Osteological analysis of human remains from the Nebot Site. *Florida Scientist*, 50(3), 147-155.
- İşcan, M. Y., ve Kessel, M. H. (1988). Osteology of the Prehistoric Boynton Beach Indians. *Florida Scientist*, 51(1), 12-18.
- İşcan, M. Y. (1988). Wilton Marion Krogman, Ph.D. (1903-1987): The End of an era. *Journal of Forensic Sciences*, 33(6), 1473-1476. DOI: [10.1520/JFS12592J](https://doi.org/10.1520/JFS12592J)
- İşcan, M. Y. (1988). Rise of Forensic anthropology. *Yearbook of Physical Anthropology*, 31, 203-230. DOI: [10.1002/ajpa.1330310510](https://doi.org/10.1002/ajpa.1330310510)
- İşcan, M. Y. (1989). An odontometric profile of a prehistoric southeastern Florida population. *American Journal of Physical Anthropology*, 78(1), 3-8. DOI: [10.1002/ajpa.1330780103](https://doi.org/10.1002/ajpa.1330780103)
- Skinner, M. F., ve İşcan, M. Y. (1989). Borders, Boundaries and mandate: An international perspective on forensic anthropology. *Canadian Society of Forensic Science Journal*, 22, 3-6. DOI: [10.1080/00085030.1989.10757413](https://doi.org/10.1080/00085030.1989.10757413)
- İşcan, M. Y., Kessel, M. H., ve Marits, S. (1989). Spectrographic analysis of trace elements in archaeological skeletal material from Florida: A preliminary report. *American Journal of Physical Anthropology*, 79(3), 483-488. DOI: [10.1002/ajpa.1330790405](https://doi.org/10.1002/ajpa.1330790405)
- İşcan, M. Y. (1990). The wisdom of Wilton Marion Krogman, Founder of Forensic Anthropology. *Adli Tıp Dergisi*, 6, 107-117.
- İşcan, M. Y. (1990). Race determination from the postcranial skeleton. *Adli Tıp Dergisi*, 6, 129-140.
- İşcan, M. Y. (1991). The Aging Process in the Rib: An analysis of sex ve race related morphological variation. *American Journal of Human Biology*, 3, 617-623. DOI: [10.1002/ajhb.1310030611](https://doi.org/10.1002/ajhb.1310030611)
- İşcan, M. Y. ve, Kessel, M. H. (1992). Analysis of human osteological material from the Briarwoods site, Florida. *Florida Scientist*, 55(3), 172-178.
- İşcan, M. Y., ve Marits, S. (1992). Spectrographic Detection of skeletal variation. *Collegium Antropologicum*, 16(2), 405-411.
- İşcan, M. Y. (1992). A Comparison of the Hamann Todd ve Terry collections. *Anthropologie (Prague)*, 30(1), 35-40.
- İşcan, M. Y., Loth, S. R. ve Scheuerman, E. H. (1992). Age Assessment from the sternal end of the rib ve pubic symphysis: A systematic comparison. *Anthropologie (Prague)* 30(1), 41-44.
- İşcan, M. Y., Kessel, M. H., ve Carr, B. (1993). Human remains from the Archaic Brickell Bluff site. *The Florida Anthropologist*, 46(4), 277-281.
- Stout, S. D., Dietze, W. H., İşcan, M. Y., ve Loth, S. R. (1994). Estimation of age at death using cortical histomorphometry of the sternal end of the fourth rib. *Journal of Forensic Sciences*, 39(3), 778-784. DOI: [10.1520/JFS13655J](https://doi.org/10.1520/JFS13655J)
- İşcan, M. Y., Yoshino, M., ve Kato, S. (1994). Sex determination from the tibia: stveards for contemporary Japan. *Journal of Forensic Sciences*, 39(3), 785-792. DOI: [10.1520/JFS13656J](https://doi.org/10.1520/JFS13656J)
- Loth, S. R., İşcan, M. Y., ve Scheuerman, E. H. (1994). Intercostal Variation at the sternal end of the rib. *Forensic Science International*, 65, 135-143. DOI: [10.1016/0379-0738\(94\)90268-2](https://doi.org/10.1016/0379-0738(94)90268-2)
- Güleç, E., ve İşcan, M. Y. (1994). Forensic anthropology in Turkey. *Forensic Science International*, 66(1), 61-68. DOI: [10.1016/0379-0738\(94\)90320-4](https://doi.org/10.1016/0379-0738(94)90320-4)
- İşcan, M. Y., ve McCabe, B. Q. (1995). Analysis of human remains recovered from a shark. *Forensic Science International*, 72(1), 15-23. DOI: [10.1016/0379-0738\(94\)01643-J](https://doi.org/10.1016/0379-0738(94)01643-J)
- İşcan, M. Y., Yoshino, M., ve Kato, S. (1995). Sexual dimorphism in modern Japanese crania. *American Journal of Human Biology*, 7, 459-464. DOI: [10.1002/ajhb.1310070407](https://doi.org/10.1002/ajhb.1310070407)
- İşcan, M.Y., Kessel, M.H. ve Carr, B. (1995). Human skeletal

- analysis of the prehistoric Flagami South site. *The Florida Anthropologist*, 48(1), 54-60.
- İşcan, M. Y., ve Shihai, D. (1995). Sexual dimorphism in Chinese femur. *Forensic Science International*, 74, 79-87. DOI: [10.1016/0379-0738\(95\)01691-B](https://doi.org/10.1016/0379-0738(95)01691-B)
- Aulsebrook, W. A., İşcan, M. Y., Slabbert, J. H., ve Baker, P. (1995). Superimposition ve Reconstruction in forensic facial identification: A Survey. *Forensic Science International*, 75, 101-120. DOI: [10.1016/0379-0738\(95\)01770-4](https://doi.org/10.1016/0379-0738(95)01770-4)
- İşcan, M. Y. (1995). Research directions in human skeletal biology. *Rivista di Antropologia*, 73, 5-10.
- Loth, S. R., ve İşcan, M. Y. (1995). From Neandertals to contemporary man: An overview of age assessment from the Rib. *Rivista di Antropologia*, 73, 11-20.
- İşcan, M. Y., ve Boldsen, J. L. (1995). Statistical model of the rib phase method. *Rivista di Antropologia*, 73, 21-29.
- Aulsebrook, W. A., Becker, P. J., ve İşcan, M. Y. (1996). Facial soft tissue thicknesses in the adult male Zulu. *Forensic Science International*, 79(2), 83-102. DOI: [10.1016/0379-0738\(96\)01893-2](https://doi.org/10.1016/0379-0738(96)01893-2)
- Cucina, A., ve İşcan, M. Y. (1997). Assessment of enamel hypoplasia in a high status burial site. *American Journal of Human Biology*, 9(1), 213-222. DOI: [10.1002/\(SICI\)1520-6300\(1997\)9:2<213::AID-AJHB7>3.3.CO;2-4](https://doi.org/10.1002/(SICI)1520-6300(1997)9:2<213::AID-AJHB7>3.3.CO;2-4)
- İşcan, M. Y., ve Kessel, M. H. (1997). Giant Amerindians: Fact or fantasy? *Southeastern Archaeology*, 16(1), 73-78.
- Quatrehomme, G., ve İşcan, M. Y. (1997). Beveling in exit gunshot wounds in bones. *Forensic Science International*, 89(1), 93-101. DOI: [10.1016/S0379-0738\(97\)00121-7](https://doi.org/10.1016/S0379-0738(97)00121-7)
- Quatrehomme, G., ve İşcan, M. Y. (1997). Postmortem skeletal lesions. *Forensic Science International*, 89(3), 155-165. DOI: [10.1016/S0379-0738\(97\)00113-8](https://doi.org/10.1016/S0379-0738(97)00113-8)
- Steyn, M., ve İşcan, M. Y. (1997). Sex determination from the femur ve tibia in South African whites. *Forensic Science International*, 90(2), 111-119. DOI: [10.1016/S0379-0738\(97\)00156-4](https://doi.org/10.1016/S0379-0738(97)00156-4)
- Çöloğlu, A. S., İşcan, M. Y., Yavuz, M. F., ve Sarı, H. (1998). Sex determination from the ribs of contemporary Turks. *Journal of Forensic Sciences*, 43(2), 273-276. DOI: [10.1520/JFS16132J](https://doi.org/10.1520/JFS16132J)
- Quatrehomme, G., ve İşcan, M. Y. (1998). Analysis of beveling in gunshot entrance wounds. *Forensic Science International*, 93, 45-60. DOI: [10.1016/S0379-0738\(98\)00030-9](https://doi.org/10.1016/S0379-0738(98)00030-9)
- Quatrehomme, G., ve İşcan, M. Y. (1998). Gunshot wounds to the skull: Comparison of entries and exits. *Forensic Science International*, 94, 141-146. DOI: [10.1016/S0379-0738\(98\)00056-5](https://doi.org/10.1016/S0379-0738(98)00056-5)
- King, C. A., İşcan, M. Y., ve Loth, S. R. (1998). Metric ve comparative analysis of sexual dimorphism in the Thai femur. *Journal of Forensic Sciences*, 43(5), 954-958. DOI: [10.1520/JFS14340J](https://doi.org/10.1520/JFS14340J)
- İşcan, M. Y. (1998). Progress in forensic anthropology: The 20th century. *Forensic Science International*, 98(1-2), 1-8. DOI: [10.1016/S0379-0738\(98\)00119-4](https://doi.org/10.1016/S0379-0738(98)00119-4)
- Steyn, M., ve İşcan, M. Y. (1998). Sexual dimorphism in the crania ve mandibles of South African whites. *Forensic Science International*, 98(1-2), 9-16. DOI: [10.1016/S0379-0738\(98\)00120-0](https://doi.org/10.1016/S0379-0738(98)00120-0)
- İşcan, M. Y., King, C. A., Loth, S. R., Shihai, D., ve Yoshino, M. (1998). Sexual dimorphism in the humerus: a comparative analysis of Chinese, Japanese ve Thais. *Forensic Science International*, 98(1-2), 17-30. DOI: [10.1016/S0379-0738\(98\)00119-4](https://doi.org/10.1016/S0379-0738(98)00119-4)
- Yavuz, M. F., İşcan, M. Y., ve Çöloğlu A. S. (1998). Age related rib metamorphosis for Turkish population. *Forensic Science International*, 98(1-2), 46-54. DOI: [10.1016/S0379-0738\(98\)00122-4](https://doi.org/10.1016/S0379-0738(98)00122-4)
- İşcan, M. Y., ve Steyn, M. (1999). Craniometric assessment of population affinity in South Africans. *International Journal of Legal Medicine*, 112(2), 91-97. DOI: [10.1007/s004140050208](https://doi.org/10.1007/s004140050208)
- Quatrehomme, G., ve İşcan, M. Y. (1999). Characteristics of gunshot wounds in the skull. *Journal of Forensic Sciences*, 44(3), 568-576. DOI: [10.1520/JFS14511J](https://doi.org/10.1520/JFS14511J)
- İşcan, M. Y., ve Quatrehomme, G. (1999). Medicolegal anthropology in France. *Forensic Science International*, 100(1), 17-35. DOI: [10.1016/S0379-0738\(99\)00016-X](https://doi.org/10.1016/S0379-0738(99)00016-X)
- Steyn, M., ve İşcan, M. Y. (1999). Osteometric variation in the humerus: Sexual dimorphism in South Africans. *Forensic Science International*, 106(2), 77-85. DOI: [https://doi.org/10.1016/S0379-0738\(99\)00141-3](https://doi.org/10.1016/S0379-0738(99)00141-3)
- İşcan, M. Y., ve Solla Olivera, H. E. (2000). Forensic anthropology in Latin America. *Forensic Science International*, 109(1), 15-30. DOI: [10.1016/S0379-0738\(99\)00213-3](https://doi.org/10.1016/S0379-0738(99)00213-3)
- Cengiz, M., Seven, M., Cengiz, S., Yüksel, A. ve İşcan, M. Y. (2000). Vitamin ve Mineral Status in Down Syndrome. *Trace Elements ve Electrolytes*, 17, 156-60.
- Cucina, V., ve İşcan, M. Y. (2000). Odontometric changes in pre contact Florida Indians. *HOMO*, 51(2-3), 220-234.
- Solla Olivera, H. E., ve İşcan, M. Y. (2001). Identification of Dr. Eugenio Antonio Berríos Sagredo. *Forensic Science International*, 116(2-3), 201-211. DOI: [10.1016/S0379-0738\(00\)00364-9](https://doi.org/10.1016/S0379-0738(00)00364-9)
- İşcan, M. Y. (2001). Global forensic anthropology in the 21st century. *Forensic Science International*, 117(1-2), 1-6. DOI: [10.1016/S0379-0738\(00\)00433-3](https://doi.org/10.1016/S0379-0738(00)00433-3)
- Çelbiş, O., İşcan, M. Y., Soysal, Z., ve Çağdır, S. (2001). Sexual diagnosis of the glabellar region. *Legal Medicine*, 3(3), 162-170. DOI: [10.1016/S1344-6223\(01\)00025-6](https://doi.org/10.1016/S1344-6223(01)00025-6)
- Seven, M., Cengiz, M., Tüzgen, S., ve İşcan, M. Y. (2001). Plasma carnitine levels in children with Down Syndrome. *American Journal of Human Biology*, 13, 721-725. DOI: [10.1002/ajhb.1117](https://doi.org/10.1002/ajhb.1117)
- İşcan, M. Y., ve Altunçul, H. (2002). İskelet Kalıntılarında Kimlik Tayini. *İstanbul Baro Dergisi*, 76(3), 734-749.
- Özaslan, A., İşcan, M. Y., Özaslan, İ., Tuğcu, H., ve Koç, S. (2002). Yaşayan İnsanda El Ölçümünden Cinsiyet Tespiti. *Adli Bilimler Dergisi*, 1(1), 15-21.
- İşcan, M. Y., ve Kedici P. S. (2003). Sexual variation in bucco-lingual dimensions in Turkish dentition. *Forensic Science International*, 137(2), 160-164. DOI: [10.1016/S0379-0738\(03\)00349-9](https://doi.org/10.1016/S0379-0738(03)00349-9)
- İşcan, M. Y., ve Çelbiş, O. (2003). Afrika Zencilerinde Glabella Bölgesinde Cinsiyete Bağlı Varyasyon. *Adli Bilimler Dergisi*, 2(1), 71-78

- Solla, H. E., İřcan M. Y., ve McCabe, B. Q. (2003). Extensive mutilation of human remains by domestic dogs. *Forensic Examiner*, 12, 19-25.
- Altunçul, H., ve İřcan, M. Y. (2003). DNA'dan kimlik tayini: Sorun ve çözümleri. *İstanbul Baro Dergisi*, 77(1), 63-73.
- Özaslan, A., İřcan, M. Y., Özaslan, İ., Tuğcu, H., ve Koç, S. (2003). Estimation of stature from body parts. *Forensic Science International*, 132(1), 40-45. DOI: [10.1016/S0379-0738\(02\)00425-5](https://doi.org/10.1016/S0379-0738(02)00425-5)
- Kedici P. S., ve İřcan M. Y. (2004). Sex Determination From Dental Dimensions. *Adli Bilimler Dergisi*, 3(1), 61-66.
- İřcan, M. Y. (2004). Olay Yerine Arkeolojik Yaklaşım. *İpucu*, 2(2), 8-12.
- Solla, H. E., İřcan M. Y., ve McCabe, B. Q. (2004). Identification of the skeletal remains of a child in Uruguay. *The Forensic Examiner*, 13(3), 32-36.
- İřcan, M. Y. (2005). Forensic anthropology of sex and body size. *Forensic Science International*, 147(2), 107-112 DOI: [10.1016/j.forsciint.2004.09.069](https://doi.org/10.1016/j.forsciint.2004.09.069)
- Michalodimitrakis, M., Giannouklas, A., Michalodimitrakis, E., ve İřcan, M. Y. (2004). Post-mortem amitriplene levels falsifying the cause of death: A case report. *Medicine, Science ve Law* 44(4), 1-6.
- İřcan M. Y., Solla, H. E., ve McCabe, B. (2005). Victim of a dictatorial regime: Identification of Mr. Roberto Gomensoro Josman. *Forensic Science International*, 151(2-3), 213-20. DOI: [10.1016/j.forsciint.2004.12.035](https://doi.org/10.1016/j.forsciint.2004.12.035)
- İřcan, M. Y., ve Konyar, E. (2005). Adli Arkeoloji: Olay yerine arkeolojik yaklaşım. *Arkeoloji ve Sanat*, 120, 89-100.
- van der Merwe, A. E., İřcan, M. Y., ve L'Abbè, E. N. (2006). The pattern of vertebral osteophyte development in a South African population. *International Journal of Osteoarchaeology*, 16(5), 459-464. DOI: [10.1002/oa.841](https://doi.org/10.1002/oa.841)
- Ateş, M., Karaman, F., İřcan, M. Y., ve Erdem, T. L. (2006). Sexual Differences in Turkish Dentition. *Legal Medicine*, 8(5), 288-92 DOI: [10.1016/j.legalmed.2006.06.003](https://doi.org/10.1016/j.legalmed.2006.06.003)
- İřcan M. Y., ve Aka, P. S. (2007). Evidence of Occupational Stress on Bones [Kemiklerde Mesleki Stres Delilleri]. *Adli Bilimler Dergisi*, 6(1), 43-51.
- Aka, P. S., ve İřcan M. Y. (2007). Dental Identification by the Assessment of Dental Health and Education [Diş Sağlığı ve Eğitimi Bulguları İle Kimliklendirme]. *Adli Bilimler Dergisi*, 6(1), 79-82.
- İřcan, M. Y., Aka, P. S., Kranioti, E. F., Michalodimitrakis, K. E. (2007). Dentition of Galatas People in Mycenaen Period [Miken Dönemi Galata Toplumunda Diş Yapısı]. *Adli Bilimler Dergisi*, 6(1), 27-33.
- Ceyhan, S. B., İřcan, M. Y., ve Aksu, A. (2007). Eski Türkiye Toplumlarında İz Element Dağılımı. *Adli Bilimler Dergisi*, 6(1), 17-25.
- İřcan, M. Y., ve Konyar, E. (2007). Türkiyede ölü gömme teknikleri ve adli gömüler: Ayırım ve Belirleme [Burial patterns: Differentiation ve identification]. *Adli Bilimler Dergisi*, 6(1), 53-63.
- Mergen, B., ve İřcan, M. Y. (2007). Kitle mezarlarında bulunan uzun kemiklerden cinsiyet tayini. [Determination of sex from long bones found in mass graves]. *Adli Bilimler Dergisi*, 6(1), 7-16.
- Ünlütürk, Ö., ve İřcan, M. Y. (2007). Aile içi yüz benzerliği [Facial similarity among family members]. *Adli Bilimler Dergisi*, 6(1), 35-42.
- İřcan, M. Y., Altunçul, H., Belli, O., ve Konyar, E. (2007). Eski insan kalıntılarında DNA çekilmesi [DNA Extraction from human remains]. *Adli Bilimler Dergisi*, 6(1), 71-78.
- Ionescu, S., İřcan, M. Y., ve Panaitescu V. (2007). Discriminant function analysis of sexual dimorphism in the Romanian mandible. *Romanian Journal of Legal Medicine*, 15(2), 111-114 DOI: [10.4323/rjlm.2007.111](https://doi.org/10.4323/rjlm.2007.111)
- Steyn, M., ve İřcan, M. Y. (2008). Metric sex determination from the pelvis in modern Greeks. *Forensic Science International*, 179(1), 86.e1-6 DOI: [10.1016/j.forsciint.2008.04.022](https://doi.org/10.1016/j.forsciint.2008.04.022)
- Kranioti, E. F., İřcan, M. Y., ve Michalodimitrakis, M. (2008). Craniometric analysis of the modern Cretans. *Forensic Science International*, 180(2-3), 110.e1-5. DOI: [10.1016/j.forsciint.2008.06.018](https://doi.org/10.1016/j.forsciint.2008.06.018)
- Kranioti, E. F., Vorniotakis, N., Galiatsou, C., İřcan, M. Y., ve Michalodimitrakis, M. (2009). Sex identification and software development using digital femoral head radiographs. *Forensic Science International*, 189(1-3), 113.e1-7. DOI: [10.1016/j.forsciint.2009.04.014](https://doi.org/10.1016/j.forsciint.2009.04.014)
- Steyn, M., İřcan, M. Y., De Kock, M., Kranioti, E. F., Michalodimitrakis, M., ve L'Abbè, E. N. (2009). Analysis of Ante Mortem Trauma in Three Modern Skeletal Populations. *International Journal of Osteoarchaeology*, 20(5), 561 - 571. DOI: [10.1002/oa.1096](https://doi.org/10.1002/oa.1096)
- Çakan, H., İřcan, M. Y., Öz, V., Aslan, M., Karayel, T. M., Çakır I., ve Üner, H. B. (2009). Coping with visceral leishmaniasis in Turkey. *Saudi Medical Journal*, 30, 1480-1482.
- Üzün, İ., İřcan, M. Y., ve Çelbiş, O. (2011). Forearm Bones and Sexual Variation in Turkish Population. *The American Journal of Forensic Medicine and Pathology*, 32(4), 355-358. DOI: [10.1097/PAF.0b013e318219ca74](https://doi.org/10.1097/PAF.0b013e318219ca74)
- Steyn, M., İřcan, M. Y., De Kock, M., Kranioti, E. F., Michalodimitrakis, M., ve L'Abbè, E. N. (2010). Analysis of Ante Mortem Trauma in Three Modern Skeletal Populations. *International Journal of Osteoarchaeology*, 20, 561-571. DOI: [10.1002/oa.1096](https://doi.org/10.1002/oa.1096)
- Ünlütürk, Ö., ve İřcan, M. Y. (2014). Tanınabilir Vertebralardan Cinsiyet Tayini [Sex Determination From Recognizable Vertebrae]. *Adli Tıp Bülteni*, 18(1), 4-13. DOI: [10.17986/blm.2013181257](https://doi.org/10.17986/blm.2013181257)

YAYINLAR: Kitap Bölümleri

PUBLICATIONS: Book Chapters

- İřcan, M. Y., ve Loth, S. R. (1986). Estimation of age and determination of sex from the sternal rib. K. J. Reichs (Ed.) içinde, *Forensic Osteology: Advances in the Identification of Human*

- Remains* (68-89). Springfield, IL: Charles C. Thomas.
- İşcan, M. Y., ve Miller Shaivitz, P. (1986). Sexual dimorphism in the femur ve tibia. K. J. Reichs (Ed.) içinde, *Forensic Osteology: Advances in the Identification of Human Remains* (102-111). Springfield, IL: Charles C. Thomas.
- Angel, J. L., Suchey, J. M., İşcan, M. Y., ve Zimmerman, M. R. (1986). Age at death estimated from the skeleton and viscera. M. R. Zimmerman ve J. L. Ange (Ed.) içinde, *Dating ve Age Determination of Biological Materials* (s. 179-220). London: Croom Helm.
- İşcan, M. Y., ve Kennedy, K. A. R. (1989). Reconstruction of life from the skeleton: an introduction. M. Y. İşcan ve K. A. R. Kennedy (Ed.) içinde, *Reconstruction of Life from the Skeleton* (s. 1-10). New York: Alan R. Liss.
- İşcan, M. Y., ve Loth, S. R. (1989). The osteological manifestations of age in the adult. IM. Y. İşcan ve K. A. R. Kennedy (Ed.) içinde, *Reconstruction of Life from the Skeleton* (s. 23-40). New York: Alan R. Liss.
- St. Hoyme, L., ve İşcan, M. Y. (1989). Determination of Sex ve Race: Accuracy ve Assumptions. M. Y. İşcan ve K. A. R. Kennedy (Ed.) içinde, *Reconstruction of Life from the Skeleton* (s. 53-93). New York: Alan R. Liss.
- İşcan, M. Y. (1989). Assessment of age at death in the human skeleton. M. Y. İşcan (Ed.) içinde, *Age Markers in the Human Skeleton* (s. 5-18). Springfield, IL: Charles C. Thomas.
- Loth, S. R. ve İşcan, M. Y. (1989). Morphological assessment of age in the adult: the thoracic region. M. Y. İşcan (Ed.) içinde, *Age Markers in the Human Skeleton* (s. 105-135). Springfield, IL: Charles C. Thomas.
- Sorg, M. H., Verews, R. P., ve İşcan, M. Y. (1989). Radiographic Aging of the Adult. M. Y. İşcan (Ed.) içinde, *Age Markers in the Human Skeleton* (s. 169-193). Springfield, IL: Charles C. Thomas.
- El Nofely, A., ve İşcan, M. Y. (1989). Assessment of age from the dentition in children. M. Y. İşcan (Ed.) içinde, *Age Markers in the Human Skeleton* (s. 237-254). Springfield, IL: Charles C. Thomas.
- İşcan, M. Y. (1989). Research strategies in age estimation: the multiregional approach. M. Y. İşcan (Ed.) içinde, *Age Markers in the Human Skeleton* (s. 325-339). Springfield, IL: Charles C. Thomas.
- İşcan, M. Y. (1990). A comparison of techniques on the determination of race, sex and stature from the Terry and Hamann Todd collections. G. W. Gill ve J. S. Rhine (Ed.) içinde, *Skeletal Attribution of Race: Methods for Forensic Anthropology* (s. 73-81). Albuquerque: Maxwell Museum of Anthropology Papers No. 4, University of New Mexico.
- İşcan, M. Y., ve Cotton, T.S. (1990). Osteometric assessment of racial affinity from multiple sites in the postcranial skeleton. G. W. Gill ve J. S. Rhine (Ed.) içinde, *Skeletal Attribution of Race: Methods for Forensic Anthropology* (s. 83-90). Albuquerque: Maxwell Museum of Anthropology Papers No. 4, University of New Mexico.
- Miller Shaivitz, P., ve İşcan, M. Y. (1991). The prehistoric people of Fort Center: physical and health characteristics. M. L. Powell, P. S. Bridges ve A. M. W. Mires (Ed.) içinde, *What Mean These Bones: Studies in Southeastern Bioarchaeology* (s. 131-147). Tuscaloosa, AL: University of Alabama Press.
- İşcan, M. Y. (1993). Craniofacial Image Analysis and Reconstruction. M. Y. İşcan ve R. P. Helmer (Ed.) içinde, *Forensic Analysis of the Skull: Craniofacial Analysis, Reconstruction, and Identification* (s. 1-9). New York: John Wiley.
- y'Edynak, G. J., ve İşcan, M. Y. (1993). Craniofacial evolution and growth. M. Y. İşcan ve R. P. Helmer (Ed.) içinde, *Forensic Analysis of the Skull: Craniofacial Analysis, Reconstruction, and Identification* (s. 11-27). New York: John Wiley.
- İşcan, M. Y. (1993). The introduction of techniques for photographic comparison: Potential ve problems. M. Y. İşcan ve R. P. Helmer (Ed.) içinde, *Forensic Analysis of the Skull: Craniofacial Analysis, Reconstruction, and Identification* (s. 57-70). New York: John Wiley.
- Novotny, V., İşcan, M. Y., ve Loth, S. R. (1993). Morphologic and osteometric assessment of age, sex, and race from the skull. M. Y. İşcan ve R. P. Helmer (Ed.) içinde, *Forensic Analysis of the Skull: Craniofacial Analysis, Reconstruction, and Identification* (s. 71-88). New York: John Wiley.
- Loth, S. R., ve İşcan, M. Y. (1994). Morphological indicators of skeletal aging: implications for paleodemography and paleogerontology. D. E. Crews ve R. M. Garruto (Ed.) içinde, *Biological Anthropology ve Aging: An Emerging Synthesis* (s. 394-425). New York: Oxford University Press.
- İşcan, M. Y., ve King, W. R. (1995). Electronic communication for biological anthropologists. N. T. Boaz ve L. D. Wolfe (Ed.) içinde, *Biological Anthropology: The State of the Science* (s. 183-197). Corvallis: Oregon State University Press.
- İşcan, M. Y. (1995). Kimliklendirmede antropoloji [Anthropology in identification]. S. Salaçın, M. K. Gülmen, N. Çekin ve M. H. Özdemir (Ed.) içinde, *I. Adli Bilimler Kongresi Kitabı* (s. 96-102). Adana: Çukurova Üniversitesi Basımevi.
- İşcan, M. Y., ve Loth, S. R. (1997). The scope of forensic anthropology. W. G. Eckert (Ed.) içinde, *Introduction to Forensic Sciences* (s. 343-369). Boca Raton: CRC Press.
- İşcan, M.Y. ve King, W.R. 1997 Electronic communication for biological anthropologists. N. T. Boaz ve L. D. Wolfe (Ed.) içinde, *Biological Anthropology: The State of the Science* (s. 195-206). Corvallis: Oregon State University Press.
- Cucina, A., ve İşcan, M. Y. (1997). Dental anthropology of ancient Florida Indians. J. Lukacs (Ed.) içinde, *Human Dental Development, Morphology and pathology: a tribute to Albert A. Dahlberg* (s. 387-400). Eugene, OR: University of Oregon, Anthropology Paper, 54.
- İşcan, M. Y., ve McCabe, B. Q. (2000). Animal Effects on Human Remains. J. Siegel, P. Saukko ve G. Knupfer (Ed.) içinde, *Encyclopedia of Forensic Sciences* (s. 198-206). London: Academic Press.
- Steyn, M., ve İşcan, M. Y. (2000). Bone Pathology ve Ante Mortem Trauma in Forensic Cases. J. Siegel, P. Saukko ve G. Knupfer (Ed.) içinde, *Encyclopedia of Forensic Sciences* (s. 221-227). London: Academic Press.
- İşcan, M. Y., Loth, S. R., ve Steyn, M. (2000). Determination of racial affinity. J. Siegel, P. Saukko ve G. Knupfer (Ed.) içinde, *Encyclopedia of Forensic Sciences* (s. 227-235). London: Academic Press.
- Steyn, M., Nienaber, W. C., ve İşcan, M. Y. (2000). Excavation/ Retrieval of Forensic Remains. J. Siegel, P. Saukko ve G. Knupfer (Ed.) içinde, *Encyclopedia of Forensic Sciences* (s. 235-242). London: Academic Press.
- Loth, S. R., ve İşcan, M. Y. (2000). Morphological age estimation. J. Siegel, P. Saukko ve G. Knupfer (Ed.) içinde, *Encyclopedia of Forensic Sciences* (s. 242-252). London: Academic Press.
- Loth, S. R., ve İşcan, M. Y. (2000). Sex determination. J. Siegel, P. Saukko ve G. Knupfer (Ed.) içinde, *Encyclopedia of Forensic Sciences* (s. 252-260). London: Academic Press.
- İşcan, M. Y., ve Quatrehomme, G. (2000). Skeletal Trauma. J. Siegel,

- P. Saukko ve G. Knupfer (Ed.) içinde, *Encyclopedia of Forensic Sciences* (s. 270-276). London: Academic Press.
- İşcan, M. Y. (2000). Anthropometry. J. Siegel, P. Saukko ve G. Knupfer (Ed.) içinde, *Encyclopedia of Forensic Sciences* (s. 284-290). London: Academic Press.
- İşcan, M. Y. ve Loots, M. (2000). Electronic Use in Forensic Medicine. J. Siegel, P. Saukko ve G. Knupfer (Ed.) içinde, *Encyclopedia of Forensic Sciences* (s. 686-691). London: Academic Press.
- Quatrehomme, G., ve İşcan, M. Y. (2000). Computerized facial reconstruction. J. Siegel, P. Saukko ve G. Knupfer (Ed.) içinde, *Encyclopedia of Forensic Sciences* (s. 773-779). London: Academic Press.
- İşcan, M. Y., ve Loth, S. R. (2000). Photo Image Identification. J. Siegel, P. Saukko ve G. Knupfer (Ed.) içinde, *Encyclopedia of Forensic Sciences* (s. 795-807). London: Academic Press.
- Acar, A., İşcan, M. Y., ve Sokullu Akıncı, F. (2002). İstanbul'da Gasp Mağdurlarının Yaptıkları Eşkal Tariflerinin Değerlendirilmesi. G. Cantürk ve H. Ağrıtmış (Ed.) içinde, *Yıllık Adli Toplantıları - 2002 Kitabı* (s. 72-79). İstanbul: Adli Tıp Kurumu.
- Özaslan, A., İşcan, M. Y., Özaslan, İ., Tuğcu, H., ve Koç, S. (2002). El Ölçülerinden Cinsiyet Tespiti. G. Cantürk ve H. Ağrıtmış (Ed.) içinde, *Yıllık Adli Toplantıları - 2002 Kitabı* (s. 114-118). İstanbul: Adli Tıp Kurumu.
- Yazıcı, Y. A., Çağdır, A. S., ve İşcan, M. Y. (2002). Yüz Doku Kalınlıkları. G. Cantürk ve H. Ağrıtmış (Ed.) içinde, *Yıllık Adli Toplantıları - 2002 Kitabı* (s. 51-57). İstanbul: Adli Tıp Kurumu.
- İşcan, M. Y., ve Çelbiş, O. (2002). İnsanların Glabellar Bölgesinde Cinsiyete Bağlı Varyasyon. G. Cantürk ve H. Ağrıtmış (Ed.) içinde, *Yıllık Adli Toplantıları - 2002 Kitabı* (s. 327-330). İstanbul: Adli Tıp Kurumu.
- İşcan, M. Y., ve Steyn, M. (2013). Perimortem trauma ve thermal destruction. M. Y. İşcan ve M. Steyn (Ed.) içinde, *The Human Skeleton in Forensic Medicine* (s. 317-360). Springfield, IL: Charles C. Thomas.
- Kranioti, E. F., İşcan, M. Y., Aka, P. S., Konsolaki, E., Bogghosian, M., ve Michalodimitrakis, M. (2013). Dental Analysis of a Mycenaean population from Galata, Poros. Dental Analysis of a Mycenaean population from Galata, Poros. E. Psilaki ve Drakakis M. (Ed.) içinde, *Proceedings of the 1st International Multidisciplinary Conference on the history and civilisation of Southern Crete. «Ev Γορτύνη και Αρχαία εγένετο», Messara, Crete, Greece* (s. 625-637). Heraklion.
- YAYINLAR: Kitap İncelemeleri**
PUBLICATIONS: Book Review
- İşcan, M. Y. (1979). Forensic Anthropology: The Structure, Morphology, and Variation of Human Bone and Dentition. Mahmoud Y. El-Najjar and K. Richard McWilliams. Springfield, IL: Charles C. Thomas. *Medical Anthropology Quarterly*, 10(4), 18. DOI: [10.1525/maq.1979.10.4.02a00150](https://doi.org/10.1525/maq.1979.10.4.02a00150)
- İşcan, M. Y. (1979). Colloquia in Anthropology. R. K. Wetherington (Ed). Dallas: Fort Burgwin Research Center (1978). *Medical Anthropology Quarterly*, 11(1),15-16. DOI: [10.1525/maq.1979.11.1.02a00150](https://doi.org/10.1525/maq.1979.11.1.02a00150)
- İşcan, M. Y. (1980). Ways of Health: Holistic Approaches to Ancient and Contemporary Medicine. David S. Sobel. *American Anthropologist*, 82(1), 148-149. DOI: [10.1525/aa.1980.82.1.02a00320](https://doi.org/10.1525/aa.1980.82.1.02a00320)
- İşcan, M. Y. (1980). Shahhat: An Egyptian. R. Critchfield. New York: Syracuse University Press. *American Anthropologist*, 82(4), 961.
- İşcan, M. Y. (1980). Essentials of Forensic Anthropology: Especially as Developed in the United States. T. D. Stewart. Springfield: Charles C Thomas (1979). *Journal of Forensic Sciences*, 23(4), 935-938.
- İşcan, M. Y. (1981). Against Ourselves: Disorders from Improvement Under the Organic Limitedness of Man. D.G. Garan. New York: Philosophical Library (1978). *Medical Anthropology Quarterly*, 12(3), 20-21. DOI: [10.1525/maq.1981.12.3.02a00250](https://doi.org/10.1525/maq.1981.12.3.02a00250)
- İşcan, M. Y. (1983). Digging up bones. By D. R. Brothwell. Third edition, revised and updated. Ithaca, New York: Cornell University Press. 1981. 208 pp., figures, tables, bibliography, index. \$14.95 (paper). *American Journal of Physical Anthropology*, 59(4), 469-470. DOI: [10.1002/ajpa.1330590418](https://doi.org/10.1002/ajpa.1330590418)
- İşcan, M. Y. (1985). Human identification: Case studies in forensic anthropology. Edited by T.A. Rathbun and J.E. Buikstra. Springfield, IL: Charles C. Thomas. 1984. xx+435 pp., figures, tables, references, indices. \$54.50 (cloth). *American Journal of Physical Anthropology*, 67(1), 72-74. DOI: [10.1002/ajpa.1330670110](https://doi.org/10.1002/ajpa.1330670110)
- İşcan, M. Y. (1985). Man and His Origins. Jan Jelinek, ed. *Anthropos: Studies in Anthropology, Palaeoethnology, Palaeontology, and Quarternary Geology*, Vol. 21. Prague: Anthropological Institute of the Charles University, Anthropos Institute, Moravian Museum Brno, 1982. x + 388 pp. n.p. (paper). *American Anthropologist*, 87(3), 680-681. DOI: [10.1525/aa.1985.87.3.02a00280](https://doi.org/10.1525/aa.1985.87.3.02a00280)
- İşcan, M. Y. (1986). Anthropology and Disease Control. Peter J. Brown, ed. *Medical Anthropology* Vol 7(2). South Salem, NY: Redgrave, 1983. Pp. 87. \$12.00 (paperback). *Medical Anthropology Quarterly*, 17(2), 49. DOI: [10.1111/j.1937-6219.1986.tb01023.x](https://doi.org/10.1111/j.1937-6219.1986.tb01023.x)
- İşcan, M. Y. (1987). A field guide for human skeletal identification. By K. A. Bennett. Springfield: Charles C. Thomas. 1987. x + 87 pp., tables. \$20.75 (paper). *American Journal of Physical Anthropology*, 74(3), 431. DOI: [10.1002/ajpa.1330740317](https://doi.org/10.1002/ajpa.1330740317)
- İşcan, M. Y. (1988). Human Osteology: A Laboratory and Field Manual. William M. Bass, Third Edition, Special Publication No. 2, Columbia: Missouri Archaeological Society, MO (1987). *Journal of Forensic Sciences*, 33(5), 1287-1288.
- İşcan, M. Y. ve Loth, S. L. (1992). Understanding Human Evolution. Frank Poirier. Prentice Hall: Englewood Cliffs (1990). *Human Biology*, 64(2), 255-258.
- İşcan, M. Y. (1992). A life in science: Papers in honor of J. Lawrence Angel. Edited by J.E. Buikstra. xiii + 210 pp. Kampsville: Center for American Archaeology. 1990, \$12.50 (paper). *American Journal of Human Biology*, 4(2), 274-275. DOI: [10.1002/ajhb.1310040215](https://doi.org/10.1002/ajhb.1310040215)

- İşcan, M. Y. (1992). Zur identifizierung des Mozartschadels: by Herbert Kritscher and Johann Szilvássy assisted by E. Vlček, G. Hauser, H. Poxleitner-Blasl and C. Sekal. *Annalen Des Naturhistorischen Museums in Wien, Volume 93, Series A. Selbstverlag Naturhistorisches Museum, Vienna*, pp. 127, 64 figures. *Forensic Science International*, 53(2), 231-232. DOI: [10.1016/0379-0738\(92\)90201-7](https://doi.org/10.1016/0379-0738(92)90201-7)
- İşcan, M. Y. (1992). Human osteology: by Tim D. White and Pieter A. Folkens, pp. 455. Academic Press, San Diego, 1991, \$49.95 (hard cover). *Forensic Science International*, 55(2), 195-196. DOI: [https://doi.org/10.1016/0379-0738\(92\)90123-E](https://doi.org/10.1016/0379-0738(92)90123-E)
- İşcan, M. Y., ve Çöloğlu, A. S. (1993). Practical Forensic Odontology: Derek H. Clark (ed.), Wright, Oxford, 1992. pp. 258, \$120.00, hard cover. *Forensic Science International*, 57(2), 203-205. DOI: [10.1016/0379-0738\(92\)90014-N](https://doi.org/10.1016/0379-0738(92)90014-N)
- İşcan, M. Y. (1992). Anthropologie: Handbuch der Vergleichenden Biologie des Menschen, Ban 1. Wesen und Methoden der Anthropologie, Teil 1. Wissenschaftstheorie, Geschichte, Morphologische Methoden: by Rainer Knussman (Editor). Gustav Fischer Verlag, Stuttgart, Germany. pp. 1 – 742 + 375 Figures and 89 Tables (DM 345.00). *Forensic Science International*, 57(2), 205-207. DOI: [10.1016/0379-0738\(92\)90015-O](https://doi.org/10.1016/0379-0738(92)90015-O)
- İşcan, M. Y. (1993). Postmortem Change in Human and Animal Remains: A Systematic Approach. M.S. Micozzi. Springfield, IL: Charles C Thomas (1991). *Human Biology*, 65(5), 851-853.
- İşcan, M. Y. (1993). Tell El Dab'a IV: Anthropologische Untersuchungen an den Skelettresten der Kampagnen 1966 1969, 1975 80, 1985. Eike Meinrad Winkler and Harald Wilfing. Verlag der Osterreichischen Akademie der Wissenschaften, Vienna (1991). *Human Biology*, 65(5), 854-855.
- İşcan, M. Y. (1993). Color Atlas of Anatomy: A Photographic Study of the Human Body. By Johannes W. Rohen and Chihiro Yokochi, Third Edition, pp. 484. Igaku-Shoin Medical Publishers, New York, 1993, \$58.00 (hard cover). Dissection Manual (Companion to Rohen/Yokochi Color Atlas of Anatomy. By Jack L. Wilson, Third Edition, pp. 273. Igaku-Shoin Medical Publishers, New York, 1993, \$29.95 (paper). *Forensic Science International*, 61(2-3), 192-194. DOI: [10.1016/0379-0738\(93\)90228-3](https://doi.org/10.1016/0379-0738(93)90228-3)
- İşcan, M. Y. (1994). Skeletal Biology of Past Peoples: Research Methods. S.R. Saunders, and M. Anne Katzenberg (eds). Wiley Liss, New York, 1992. *Human Biology*, 66(5), 954-955.
- İşcan, M. Y. (1994). Human skeletal remains from mahadaha: A gangetic mesolithic site. By K. A. R. Kennedy, J. R. Lukacs, R. F. Pastor, T. L. Johnston, N. C. Lovell, J. N. Pal, B. E. Hemphill, and C. B. Burrow. x + 308 pp. South Asia Occasional Papers and Thesis no. 11, South Asia Program, Ithaca, NY: Cornell University. 1992. \$29.50 (paper). *American Journal of Human Biology*, 6(1), 100-101. DOI: [10.1002/ajhb.1310060117](https://doi.org/10.1002/ajhb.1310060117)
- İşcan, M. Y. ve Cucina, A. (1994). Resti Umani nello Scavo Archeologico: Metodiche di Recupero e Studio [The Archaeological Excavation of Human Remains: Methods of Recovery and Study]. Silvana Borgognini Tarli and Elsa Pacciani (eds), pp. 319. Bulzoni Editore, Roma, 1993. *Forensic Science International*, 66(3), 217-219. DOI: [10.1016/0379-0738\(94\)90347-6](https://doi.org/10.1016/0379-0738(94)90347-6)
- İşcan, M. Y. (1994). Adli Tip Sözlüğü: (Dictionary of Forensic Medicine) by A. Sedat Çöloğu. Temel Matbaacılık, Istanbul, 1993, 388 pp. (soft cover) *Forensic Science International*, 66(3), 220. DOI: [10.1016/0379-0738\(94\)90348-4](https://doi.org/10.1016/0379-0738(94)90348-4)
- İşcan, M. Y. ve Lima-Manzella, K. (1995). Introduction a la Antropologia Forense: Análisis e Interpretación de restos óseos humanos: By Jose Vicente Rodriguez. C. Anaconda (Editores), Bogota, 1994, pp. 326 (soft cover). *Forensic Science International*, 73(2), 164-166. DOI: [10.1016/0379-0738\(95\)90057-8](https://doi.org/10.1016/0379-0738(95)90057-8)
- İşcan, M. Y. and Lima, K. (1996). (Translated by María Inés Barreto) Introducción a la Antropología Forense: Análisis e Interpretación de Restos Óseos Humanos. By Jose Vicente Rodriguez, pp. 326. Anaconda (Editores), Bogota, 1994. *Maguare*, 11-12, 119-120.
- Quatrehomme, G. and İşcan, M.Y. (1996). The estimation of the time since death in the early postmortem period: (Bernard Knight, Editor). Arnold, London, 1995, 292 pp. ISBN 0 340 573198, Price US\$ 90 (hard cover). *Forensic Science International*, 83(2), 155-157. DOI: [10.1016/S0379-0738\(96\)02011-7](https://doi.org/10.1016/S0379-0738(96)02011-7)
- İşcan, M. Y. (1998). Craniofacial Identification in Forensic Medicine, edited by J.G. Clement and D.L. Ranson, 1998, Arnold, London, \$242.50, ISBN 340-607599. pp. 306, hard cover. *Forensic Science International*, 98(1-2), 127-129. DOI: [10.1016/S0379-0738\(98\)00142-X](https://doi.org/10.1016/S0379-0738(98)00142-X)
- İşcan, M. Y. (1998). The Use of Forensic Anthropology, Robert B. Pickering and David C. Bachman, CRC Press, Boca Raton, FL, 1997. *Canadian Society of Forensic Science Journal*, 31(3), 198-199.
- İşcan, M. Y., ve Soysal, Z. (2000). Forensic Science Glossary by John C. Brenner, 1999, CRC Press. *Forensic Science International*, 2000.
- İşcan, M. Y., ve McCabe, B. Q. (2001). Forensic Taphonomy: The Postmortem Fate of Human Remains: Edited by William D. Haglund and Marcella H. Sorg, 1997, CRC Press, Boca Raton, FL, ISBN 0-8493-9434-1, Hardcover, XXVII + 637 pages. *Forensic Science International*, 116(2-3), 227-228. DOI: [10.1016/S0379-0738\(00\)00376-5](https://doi.org/10.1016/S0379-0738(00)00376-5)

**YAYINLAR: Önsözler, Yorumlar ve Anma Yazıları
PUBLICATIONS: Forewords, Comments and Obituaries**

- İşcan, M. Y. (1985). Comments on "The supraorbital torus: A most remarkable peculiarity by M.D. Russell". *Current Anthropology*, 26(3), 337-360. DOI: [10.1086/203279](https://doi.org/10.1086/203279)
- İşcan, M. Y. (1989). The Emergence of Dental Anthropology. *American Journal of Physical Anthropology*, 78(1), 1. DOI: [10.1002/ajpa.1330780102](https://doi.org/10.1002/ajpa.1330780102)
- Skinner, M. F., ve İşcan, M. Y. (1989). Preface, Special Section: Forensic Anthropology. *Canadian Society of Forensic Science*

Journal, 22(1), 3-6. DOI: [10.1080/00085030.1989.10757413](https://doi.org/10.1080/00085030.1989.10757413)

İşcan, M. Y. (1990). Foreword: Identification of Skeletal Remains, by S. Seta and M. Yoshino. Tokyo: Reibunsha Publishing Co. (Japonca).

İşcan, M.Y. (1990). Introduction [to Forensic Anthropology in International Forum]. *Adli Tıp Dergisi*, 6, 103-105.

İşcan, M. Y. (1991). Wilton Marion Krogman, a Pioneer in Human Biology. *American Journal of Human Biology*, 3(6), 553-554. DOI: [10.1002/ajhb.1310030603](https://doi.org/10.1002/ajhb.1310030603)

İşcan, M. Y. (1991). The Publications of Wilton M. Krogman. *American Journal of Human Biology*, 3(6), 555-562. DOI: [10.1002/ajhb.1310030604](https://doi.org/10.1002/ajhb.1310030604)

Wienker, C. W., ve İşcan, M. Y. (1993). Physical Anthropology in Cuba. *Evolutionary Anthropology*, 2(2), 41. DOI: [10.1002/evan.1360020203](https://doi.org/10.1002/evan.1360020203)

İşcan, M. Y. (1994). Albert A. Dahlberg and the Dental Anthropology Association. *Dental Anthropology Newsletter*, 8(2), 25.

İşcan, M. Y. (1995). Forensic Anthropology Around the World. *Forensic Science International*, 74(1-2), 1-3. DOI: [10.1016/0379-0738\(95\)01732-X](https://doi.org/10.1016/0379-0738(95)01732-X)

İşcan, M. Y. (1995). Foreword [to IACI 1995 Program Book] *International Association for Craniofacial Identification, November 8-11, Boca Raton, FL, IACI 1995 Program Book*, pp. iv-v.

İşcan, M. Y. (1996). Obituary: Enver Yaşar Bostancı. *Anthropology Newsletter*, 37(1), 46. DOI: [10.1111/an.1996.37.1.46](https://doi.org/10.1111/an.1996.37.1.46)

YAYINLAR: Editörlük, Özel Dergi Sayıları PUBLICATIONS: Editor, Special Journal Issues

İşcan, M. Y. (Davetli misafir editör) (1989). Current Directions in Dental Anthropology Symposium (A Special Issue). *American Journal of Physical Anthropology*, 78(1), 1-122.

İşcan, M. Y. (1988). Wilton Marion Krogman, Ph.D. (1903-1987): The End of an era. *Journal of Forensic Sciences*, 33(6), 1473-1476. DOI: [10.1520/JFS12592J](https://doi.org/10.1520/JFS12592J)

Skinner, M., ve İşcan, M. Y. (Ed.) (1989). Forensic Anthropology: A Special Issue. *Canadian Society of Forensic Science Journal*, 22(1).

Skinner, M., ve İşcan, M. Y. (Ed.) (1989). Forensic Anthropology: A Special Issue. *Canadian Society of Forensic Science Journal*, 22(2).

İşcan, M. Y. (Ed.) (1990). Forensic Anthropology in International Forum. *Adli Tıp Dergisi*, 6(1-2).

İşcan, M. Y. (1991). Wilton Marion Krogman, a Pioneer in Human Biology. *American Journal of Human Biology*, 3(6), 553-554. DOI: [10.1002/ajhb.1310030603](https://doi.org/10.1002/ajhb.1310030603)

İşcan, M. Y. (1995). Forensic Anthropology Around the World. *Forensic Science International*, 74(1-2), 1-3. DOI: [10.1016/0379-0738\(95\)01732-X](https://doi.org/10.1016/0379-0738(95)01732-X)

İşcan, M. Y. (1995). Contributions to Human Skeletal Biology. A Special Issue. *Rivista di Antropologia*, 73, 1-180.

İşcan, M. Y. (1998). Progress in Forensic Anthropology: The 20th Century. *Forensic Science International*, 97(1-2), 1-129.

İşcan, M. Y. (2001). Forensic Anthropology in the 21st Century. *Forensic Science International*, 117(1-2), 1-151.

KONGRE BİLDİRİLERİ CONGRESS PRESENTATIONS

- İşcan, M. Y. (2002). Human biology of people at the cross road from Asia to Europe: Forensic anthropological implications. Ist. Meeting of Balkan Forensic Odontologists, 9th Nov 2002. Heraklion, Crete.
- Aka [Kedici] P. S., ve İşcan M. Y. (2002). Van – Yoncatepe Erken Demir Çağı Toplumunun Odontolojik Açısından İncelenmesi - Yoncatepe Dentisyonunun SEM ve DNA Analizleri İle İncelenmesi. İstanbul Üniversitesi Adli Tıp Enstitüsü. 22 Kasım. İstanbul, Türkiye.
- İşcan M. Y., ve Aka [Kedici] P. S. (2003). Hand of Hair Removing Women: Evidence for Occupational Stress. 1st Meeting of Balkan Academy of Forensic Sciences. BAFS 4-6, July. İstanbul, Türkiye.
- İşcan M. Y., ve Aka [Kedici] P. S. (2003). Sexual Dimorphism in Dental Dimensions of the Young Turks. 3rd European Academy of Forensic Science EAFS Meeting, 22-27 September, İstanbul, Türkiye (Abstract: *Forensic Science International*, 136, 277-278).
- Aka [Kedici] P. S., ve İşcan M. Y. (2003). Dişlerde Cinsiyet Farklılıkları. 2. Anadolu Adli Bilimler Kongresi, 30 Ekim-2 Kasım. Kayseri, Türkiye.
- Aka [Kedici] P. S., ve İşcan M. Y. (2004). Yüz Morfolojisinin Yaşa Bağlı Değişimleri. (Panel). 8 Ekim 2004. 3. Anadolu Adli Bilimler Kongresi, 7-10 Ekim. Eskişehir, Türkiye.
- Aka [Kedici] P. S., ve İşcan M. Y. (2004). Aging Patterns of Human Face: A Clue For and Reconstruction. (Oral). 2nd Meeting of Balkan Academy of Forensic Sciences BAFS 3-6 June 2004, Serres, Greece.
- Aka [Kedici] P. S., ve İşcan M. Y. (2004). Dental Health in Turkish Students (Poster). 2nd Meeting of Balkan Academy of Forensic Sciences BAFS 3-6 June, Serres, Greece.
- Aka [Kedici] P. S., İşcan M. Y., 2004 Türkiye'de Dental Sağlık Durumu, (Panel) 8 Ekim 2004" 3. Anadolu Adli Bilimler Kongresi, 7-10 Ekim 2004, Eskişehir.
- İşcan M. Y., ve Aka P. S. (2005). Dental Characteristics in Turkey. (Oral). The 3rd Congress of Balkan Academy of Forensic Sciences BAFS 2-5 June. Constanta, Romania.
- Aka P. S., ve İşcan, M. Y. (2005). The Status of Third Molars in Young Individuals. (Oral). The 3rd Congress Of Balkan Academy of Forensic Sciences BAFS. 2-5 June. Constanta, Romania.
- İşcan M. Y., Aka, P. S., Kranioti, E. F., Michalodimitrakis, M., ve Konsolaki, E. (2006) Dentition of Galatas People in Mycenaen Period. (Oral). 2nd Conference of History and Archaeology in Argosaronikos, 30th June-2nd July. Methana, Greece.
- İşcan, M. Y., Aka, S., Michalodimitrakis, M., Kranioti E. F., Konsolaki, E., ve Giannopoulou, M. (2006). Preliminary investigation of the skeletal material from the Mycenaean tomb excavated at Apatheia, Galatas. (Oral). 2nd Conference of History and Archaeology in Argosaronikos, 30th June-2nd July. Methana, Greece.

- Kranioti, E. F., Aka, P. S., Konsolaki, E., Bogghosian, M., İřcan, M. Y., ve Michalodimitrakis, M. (2012). Dental Analysis of a Mycenaean population from Galata, Poros. 1st International Conference on the history and civilisation of Southern Crete «Εν Γορτώνη και Αρχαδια εγένετο», Sept 20-23. Messara, Crete, Greece.

VERDİĞİ ADLİ ANTROPOLOJİ ÜNİVERSİTE DERSLERİ UNIVERSITY COURSES TAUGHT ON FORENSIC ANTHROPOLOGY

Lisans/Undergraduate

- Biological Anthropology and Archaeology (Biyolojik Antropoloji ve Arkeoloji)
- Research Methods in Biological Anthropology (Biyolojik Antropolojide Arařtırma Metodları)
- Medical Anthropology (Tibbi Antropoloji)
- Human Variation (Human Variation)

Yüksek Lisans/Master

- Facial Identification (Yüzden Kimliklendirme)
- Statistics in Forensic Sciences (Adli Bilimlerde İstatistik)
- Society and Forensic Sciences (Toplum ve Adli Bilimler)
- Forensic Anthropology (Adli Antropoloji)
- Biological Anthropology (Biyolojik Antropoloji)

Doktora/Doctorate

- Forensic Osteology (Adli Osteoloji)

ADLİ ANTROPOLOJİ KONFERANSLARI ve KURSLARI FORENSIC ANTHROPOLOGY CONFERENCES and SHORT COURSES ORGANIZED

- 1981 Conference: The First Conference on Identifying Human Remains. Sponsored by the Division of Continuing Education, Florida Atlantic University, January 29-31, Boca Raton, FL.
- 1982 Conference: The Second National Conference on Identifying Human Remains. Sponsored by the Division of Continuing Education, Florida Atlantic University, January 29-31, Boca Raton, FL.
- 1992: Adli Antropoloji (Forensic Anthropology). A graduate course presented at the University of Istanbul, Institute of Forensic Medicine, İstanbul, Turkey, December 3-11.
- 1992: Biyolojik Antropoloji ve Adli Tıp Antropolojisi (Biological and Forensic Anthropology). A graduate course presented at the University of Ankara Faculty of Language, History and Geography, Ankara, Turkey, December 13-24.
- 1995 Course: Forensic Anthropology for Pathologists. Sponsored by Florida Atlantic University Continuing Education and Open University and College of Social Science, Boca Raton, FL., May 3-6, 1995.
- 1995 Course: The Human Skeleton: Understanding Past Human Life. Sponsored by Florida Atlantic University

Continuing Education and Open University and College of Social Science, Boca Raton, FL, June 26-30.

- 1995 Course: Forensic Osteology. University of Pretoria Medical School Anatomy Department, South Africa, July 11-12.
- 1995 Course: Introduction to Forensic Anthropology. University of Capetown Medical School, South Africa, July 27-28.
- 2001 Course: Forensic anthropology and Crime Scene Investigation. Ankara. June 4-6.
- 2005 Workshop: The National Workshop on Forensic Facial Reconstruction, Department of Forensic Science, Punjabi University, Patiala, India.

SEÇİLMİŐ ULUSAL ve ULUSLARARASI OLGU SUNUMLARI SELECTED NATIONAL and INTERNATIONAL CASES SERVED

- 1987: Identification of photographs of Ivan the Terrible. Jerusalem, Israel, December 14-23.
- 1996-1998: Identification of selected body parts of human remains from the Oklahoma City Federal Building Bombing February-Present.
- 1996: Exhumation of an Infant Burial. August, St Petersburg.
- 1998-2000: Authentication of The Late President Abraham Lincoln's photograph, New York.

UZMAN TANIKLIĐI VE BİLİRKİŐİLİK EXPERT WITNESS AND DEPOSITIONS

- 1980: State of Florida vs Robert Hardegree. Pasco County Courthouse, Dade City, FL. August 13. Expert Witness for the prosecution.
- 1981: State of Florida vs S. D. Ethington. Palm Beach County Courthouse. West Palm Beach, August 13. Deposition for the prosecution.
- 1982: State of Florida vs Thomas Meek. Palm Beach County Courthouse, West Palm Beach. December. Expert Witness for the prosecution.
- 1982: State of Florida vs A. Sanchez. Palm Beach County Courthouse, West Palm Beach. December. Deposition for the prosecution.
- 1985: State of Florida vs Daryl Smiley a/k/a Theodore Daryl Washington Palm Beach County Courthouse, West Palm Beach, August. Deposition for the prosecution.
- 1987: The State of Israel vs Demjanjuk, John Iwan. 38 hours, December 14 23, Jerusalem, Israel. Expert witness.
- 1990: Regina vs Collie Williams, Toronto, Canada, September 10. Expert Witness for the defense.
- 1991: State of Florida vs Curtis C. Ovletrea, Orange County Courthouse, Orlando, March 18. Expert Witness for the defense.
- 1991: State of Florida vs Charles Commander, Broward County Courthouse, Ft. Lauderdale, May 20. Expert Witness

for the prosecution.

- 1992: State of Florida vs Jeffrey Bellamy, Orange County, Orlando, June, Deposition in Boca Raton for the defense.
- 1992: State of Florida vs Jeffrey Bellamy, Orange County Courthouse, Orlando, July. Expert witness for the defense.
- 1994: State of Florida vs Andre Clemons, Clay County Courthouse, May 24. Deposition in Boca Raton for the defense.
- 1994: State of Florida vs Andre Clemons, Clay County Courthouse, Green Cove Springs, June 23. Expert witness for the defense.
- 1995: State of Florida vs Robert Newman. June 19. Deposition in Boca Raton, FL. For the defense.
- 1996-1997: US vs Tim McVeigh. February - the end of trial, Consultant for the defense.
- 1996: State of Florida vs Mack Swaim, December 10. Expert witness for the State.
- 1997: State of Florida vs Chesson. April 29. Deposition in Boca Raton, FL. for the defense.
- 1997-98: State of Florida vs Seth M. Penalver. May 16. Deposition and expert witness in Ft Lauderdale, FL. for the defense.
- 1998: State of Florida vs Wayman Sims May 11. Video testimony given in Pretoria, South Africa for the defense.
- 1999: Regina vs Gary Francis, Feb 2-3, Toronto, Canada. Hearing testimony for the defense.
- 1999: State of Florida vs Seth M. Penalver. November. Expert witness in Ft Lauderdale, FL. for the defense.
- 2002: State of Florida vs Tommy Meeks. Palm Beach County Courthouse. West Palm Beach for the defense.
- 2003: The state of Israel vs Meir Haviv. January 31. Expert witness. Tel Aviv, Israel, for the defense.

FASİYAL REKONSTRÜKSİYON, SÜPERİMPOZİSYON ve FOTOĞRAF KİMLİKLENDİRMESİ

FACIAL RECONSTRUCTION, SUPERIMPOSITION and PHOTO IDENTIFICATION

- 1979: A White male, Belle Glade, FL, reconstruction
- 1979: A Black male, Belle Glade, FL, reconstruction
- 1980: A White female, Pasco County, FL, reconstruction
- 1980: A White female, Boca Raton, FL, reconstruction
- 1980: A Black female, Lakeland, FL, reconstruction
- 1982: A Black female, skull picture superimposition. Lakeland, FL
- 1982: A White male, Polk County, FL, superimposition
- 1983: A White male, Dade County, FL, reconstruction
- 1983: Skull picture superimposition. White male, Polk County, FL
- 1987: Photo to photo superimposition, Jerusalem, Israel. Videotape, 37 min.
- 1990: A Black male, photo identification, Toronto, Canada, Videotape, September 10.

- 1992: A Black male, photo identification and photo photo superimposition, Orlando, FL, Videotape, June/July.
- 1994: A Black male, sketch identification and photo sketch comparison, Green Cove Springs, FL. Videotape, July.
- 1994: A Black male, video-photo comparison. United States vs. Jude Nwokenkwo, August, Boca Raton, FL
- 1995: Age estimation from photographs of several young male individuals. June, Fort Pierce, FL.
- 1996: A White female, Broward County, FL, facial reconstruction. April.
- 1997: A White male, Miami, FL, photo identification, US vs A. Ponce. August
- 1997: A White male, video-photo superimposition and comparison. State of Florida vs Seth M. Penalver. May 16, Boca Raton, FL 34 min.
- 1999: A Black male, video-photo superimposition and comparison. Regina vs Gary Francis, Feb 1-3, Toronto, Canada.
- 1999: A White male, video-photo superimposition and comparison. State of Florida vs Seth M. Penalver. November, Ft Lauderdale, FL 34 min.
- 2000: Black male, video image identification, Johannesburg, South Africa.

DOKTORA TEZ KOMİTESİ (ADLİ ANTROPOLOJİ)

DOCTORAL DISSERTATION COMMITTEES (FORENSIC ANTHROPOLOGY)

- 1986: Ph.D. Thesis Committee, External Examiner “Parturition Scarring as a Consequence of Flexible Pelvic Architecture.” Barbara Cage Andersen. Department of Archaeology, Simon Fraser University, Burnaby, B.C. Canada.
- 1993: Ph.D. Dissertation Committee, External Examiner “The Plotting of Hard and Soft Tissue Points as Coordinates in the Adult Zulu Face. William Alexander Aulsebrook, Faculty of Dentistry, University of Witwatersrand, Johannesburg, South Africa.
- 1996: Ph.D. Dissertation Committee, External Examiner Sexual Dimorphism in the Human Mandible: a Developmental and Evolutionary Perspective.” Susan R. Loth, University of the Witwatersrand, Johannesburg, South Africa.
- 2003: Ph.D. Dissertation Committee, External Examiner “An Evaluation of Cranio-Facial Morphoanalysis: A New Method To Enhance Reliability In Forensic Identification Of Skull By Photo-Superimposition; And An Analysis Pn The Preadolscnt Permanence Of Suture Patterns.” P.T. Jayaprakash, University of Madras, India.
- 2004: Ph.D. Dissertation Committee, External Examiner “Accuracy of Facial Approximation: Studies in Measurement, Prediction, and recognizability of Human Face Anatomy” C. N. Stephan. University of Adelaide, Australia
- 2008: Ph.D. Dissertation Committee, Co-Chairman “Vertebralarda Metrik Varyasyon” Özge Ünlütürk, İstanbul

University, İstanbul, Turkey.

- 2009: Ph.D. Dissertation Committee, Co-Chairman
“Osteological Variation in Human Hard Bones” Nadia Navsa.
University of Pretoria. Department of Anatomy. Pretoria,
South Africa, June - July.

YÜKSEK LİSANS TEZ KOMİTESİ

FACIAL RECONSTRUCTION, SUPERIMPOSITION and PHOTO IDENTIFICATION

- 1990: Thesis Committee, Chairman
“A Comparative Analysis of the Manifestations of Age, Sex, and Race in the Sternal Extremity of the Rib: A Consideration of Human Skeletal Variation.” Susan R. Loth (now adjunct instructor at the Department of Anthropology, Florida Atlantic University and received Ph.D. from the University of Witwatersrand, Johannesburg, South Africa, 1996).
- 1993: Thesis Committee, Chairman
“Disease and Population Ecology in Southeast Florida.” Kenneth Winland (now Doctoral Candidate at the University of Toronto).
- 1994: Thesis Committee, Chairman
“Determination of Race and Sex from the Crania of a Skeletal Collection in Dade County, Florida.” Maria C. Ruiz Groh.
- 1996: Thesis Committee, Chairman
“Demographic Profile of the Victims and the Perpetrators of Domestic Homicide,” Jodi Pearl.
- 1996: Thesis Committee, External Examiner
“A Comparative Analysis of Differences in the Pelves of South African Blacks and Whites.” Michelle L. Patriquin, University of Pretoria, Pretoria, South Africa.
- 2004: Thesis Committee, External Examiner
“Vertebral Osteophytosis in South African Blacks and Whites. Lida van der Merwe, University of Pretoria. Pretoria, South Africa.
- 2006: Thesis Committee, Chairman
“Erken Demir Çağında Cinsiyet ve Boy Gelişimi” A. Bahar Mergen, İstanbul University, İstanbul, Turkey.
- 2007: Thesis Committee, Chairman
“Adrasan İskeletlerinin Makroskobik Analizi”. M. Şükrü Nar. İstanbul University, İstanbul, Turkey.
- 2008: Thesis Committee, Chairman
“Kadavradan Elde Edilen Kemiklerin Varyasyonu” Ayşe Solmaz. İstanbul University, İstanbul, Turkey.
- 2008: Thesis Committee, Chairman
“Parmak İzlerinin Adli Antropolojik İncelenmesi” Semin Barutçu. İstanbul University, İstanbul, Turkey.

POSTDOKTORAL DANIŞMANLIKLARI

POSTGRADUATE RESEARCH TRAINEES

- 1992: Professor Dr. A. Sedat Cöloğlu, Forensic Anthropology in Turkey. University of İstanbul, İstanbul, Turkey, August

through November.

- 1989: Dr. Andrea Cucina. Dental Hypoplasia and Pathology in Florida. Università Cattolica, Rome, Italy, Continuing research twice a year.
- 1995: Dr. Eva E. Klonowski. Osteological Aging in Icelanders and the Skeletal Biology of the Vikings. University of Iceland, September - November.
- 1995-96: Professor Dr. Gerald Quatrehomme, Subjects: Forensic Anthropology in France, Skeletal Aging and Trauma. University of Nice, France, November 1995-October 1996.
- 1996/97: Professor Dr. A. Sedat Cöloğlu, Subjects: A book on Forensic Anthropology in Turkey. University of İstanbul, İstanbul, Turkey, September 1996 through May 1997.
- 1996: Professor Dr. Maryna Steyn, Subjects: Forensic Anthropology in South Africa, Skeletal aging standards for South Africans, University of Pretoria, South Africa, November-December.
- 2003-2006: Associate Professor Om Prakash Jasuja. Department of Forensic Science, Punjabi University, Patiala, India. October.
- 2004: Lida van der Merwe “Osteophytosis and Line of Gravity in Africans”, University of Pretoria, Department of Anatomy, Pretoria, South Africa, May – June.
- 2007: Dr. Simona Ionescu, Forensic Anthropology Bioarchaeology Department of Forensic Medicine, Romania, 6 visitation for one week each.